

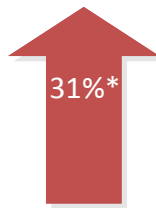
Reported Road Casualties in Gloucestershire 2017 Summary Sheet

The number of casualties in 2017 compared to the average casualties between 2014 and 2016

20
Killed



294
Serious



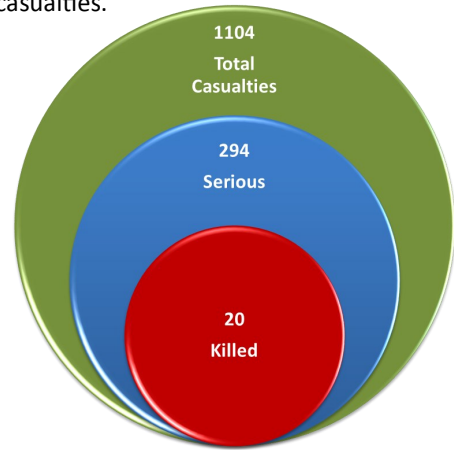
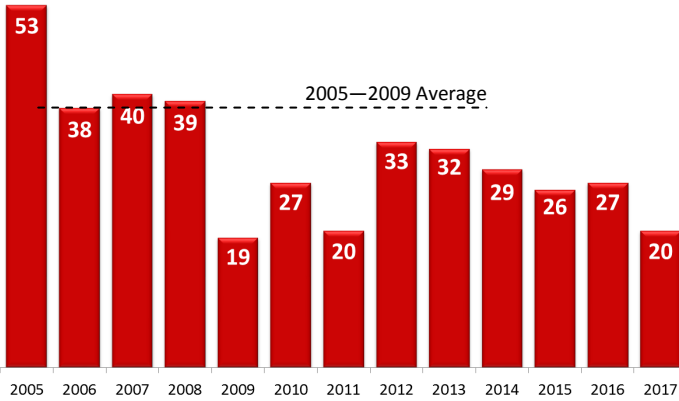
790
Slight



*Please note that a change in the method of reporting injury collisions has resulted in an increase in the number of serious casualties in Gloucestershire. The Department of Transport is investigating nationally the effect of this change. Until the results of the investigation is known the quarterly reporting of all killed and serious injury (KSI) figures should be viewed with caution.

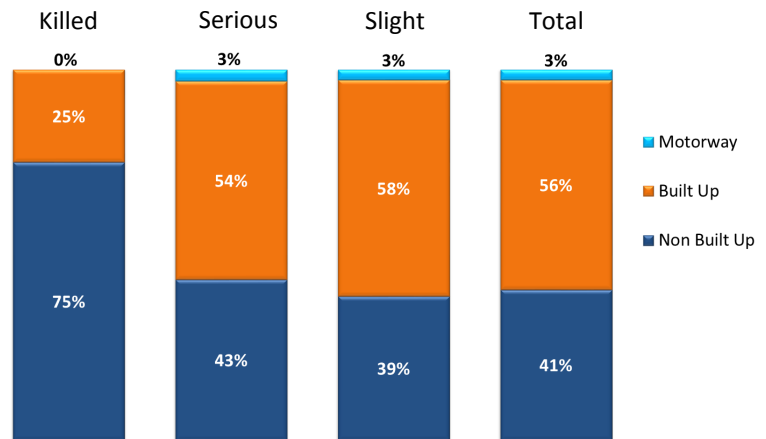
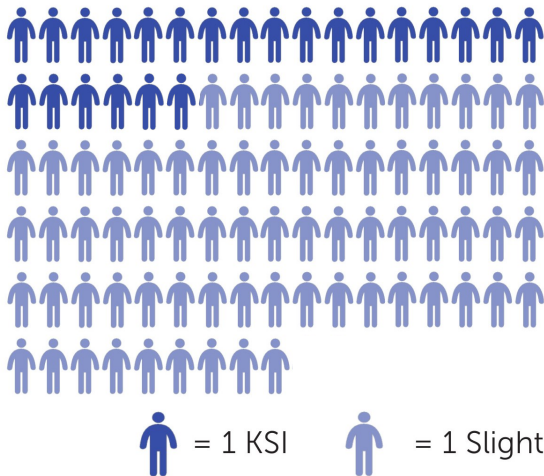
Fatalities are the joint second lowest since records began and 47% below the 2005 to 2009 average.

In 2017 the killed or Seriously injured casualties accounted for 28% of all casualties.



A three year average (2015-2017) shows that 23 people are killed or seriously injured and 71 slight injuries occur per month.

The majority of fatal injury collision occurred on non built-up roads. Built-up roads accounted for the most serious, slight and overall collisions.



11 fatalities in 2017 were vehicle occupants (55% of all fatalities)

Annual Change (Fatalities)

2017 fatal casualties

