

HOW TO PARK – Quick Guide

Parking incorrectly, such as on double and single yellow lines, in a bus lane, across cycle lanes or in residents' parking bays, even for a few minutes, can cause inconvenience and even danger to other road users and pedestrians.

The Gloucestershire County Council wishes that by enforcing parking regulations motorists will be more inclined to park safely and legally. This will therefore reduce the inconvenience and danger placed upon safe parkers and road users every day.

Following these simple rules will help you to park in a way that doesn't cause inconvenience to other members of the public:


- Always check the lines on the road and, where applicable, the signs by the side of the road.
- Always make sure you have parked within the bay markings.
- Make sure that none of your vehicles wheels are resting on the yellow line(s).
- Do not assume that by parking behind yellow lines you are not parking in contravention of a traffic regulation order. Areas where you think you may be legally allowed to park will in fact be part of the highway and will be enforced as such.
- Do not stay longer than is permitted by the signs or by the ticket you have purchased.
- Do not block entrances to private properties – dropped kerbs.
- Do not double park.
- Do not park on footways.
- Do not park on pedestrian crossings or the white zig-zag markings near to the crossing.
- Do not park on 'School Keep Clear' markings or the yellow zig-zag markings near to schools.

For further information and detailed guidance on On-Street Parking in Gloucestershire please see our Guidance on Parking Enforcement document on our website:

<http://www.gloucestershire.gov.uk/roads-parking-and-rights-of-way/parking/parking-and-parking-enforcement/>

Diagrams of the most common parking restrictions are shown on the following pages:

The following are some of the common restrictions you will see and a reminder of what they mean:




Double yellow lines

along the edge of the road mean no waiting at any time. However, you may stop while passengers get into or out of the vehicle and to load and unload, **unless** there are also loading restrictions. There is no requirement to erect a sign for a permanent double yellow line restriction.

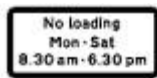


Single Yellow Lines

along the edge of the road mean you can't wait during the times shown on the adjacent sign.




However, you may stop while passengers get into or out of the vehicle and to load and unload, **unless** there are also loading restrictions.



Loading Restrictions

are shown by yellow lines on the kerb or at the edge of the carriageway. They indicate that loading or unloading is prohibited during the times shown on the signs.



Double yellow lines on the kerb mean no loading or unloading at any time.



Limited Waiting Bays

are shown by bay markings and signs that indicate the maximum amount of time that you may park in the bay.



Please take note of the 'No Return' information displayed on the sign. This means that you are not permitted to return to the limited waiting bay within the time specified. CEOs will log all vehicles parked in limited waiting bays to ensure that they do not return to the bay within the specified timescale. Vehicles returning to the bay within the specified timescale will be issued with a PCN.



Bus Lanes


You must not drive or stop in a bus lane during its period of operation. Taxis and cyclists are usually allowed to use bus lanes.



Loading Bays




are white 'bays' marked with the words 'Loading only' and a sign with the white on blue 'trolley' symbol. A sign will show the times when the bay can be used and whether loading and unloading is restricted to certain types of vehicles. Vehicles may not park here if they are not loading or unloading.



Bus Stop Clearways


You must not park in a bus stop clearway during its period of operation. The period of operation will be shown on the adjoining signage.

There are also Bus stands on the highway. Again, you must not park on Bus Stands during the period of operation.



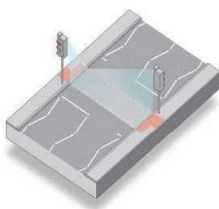
Taxi Ranks

You must not park in a Taxi Rank during its period of operation. The period of operation will be shown on the adjoining signage.



Parking Bays for Specific Use

You must not park in parking spaces reserved for specific users such as Doctors, Blue badge holders or residents, unless you are entitled to do so. Signs will indicate who is allowed to park and when the restrictions are in operation.



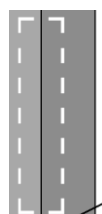
Pedestrian Crossing Zig-Zags

You must not park on a pedestrian crossing or in the area covered by the zig-zag markings. These markings are installed specifically to maintain pedestrian safety.



Parking on the Footway where permitted

In some locations it is permitted to park partly or wholly on the footway. There will be bay markings to show how the vehicle should be parked. To ensure that pedestrians are not obstructed vehicles parked even slightly farther onto the footway than shown by the bay markings may be issued with a penalty charge notice.



Always use the current version of the Highway Code.