







# **Ramps & Steps**

## Ramps and Steps Index

Code	Product Title	Available Stock
there is no image available for this product	<b>JET102</b>	<b>SR 2 FOOT</b>
there is no image available for this product	<b>JET103</b>	<b>SR 3 FOOT</b>
there is no image available for this product	<b>JET104</b>	<b>SR 4 FOOT</b>
there is no image available for this product	<b>JET105</b>	<b>SRFH 5 FOOT NON FOLDING</b>
there is no image available for this product	<b>JET106</b>	<b>SRFH 6 FOOT NON FOLDING</b>
there is no image available for this product	<b>JET107</b>	<b>SRFH 7 FOOT NON FOLDING</b>
there is no image available for this product	<b>JET108</b>	<b>SRFH 8 FOOT NON FOLDING</b>
there is no image available for this product	<b>JET204</b>	<b>SRDH 4 FOOT NON FOLDING</b>
there is no image available for this product	<b>JET205</b>	<b>SRDH 5 FOOT NON FOLDING</b>
there is no image available for this product	<b>JET206</b>	<b>SRDH 6 FOOT NON FOLDING</b>
there is no image available for this product	<b>JET211</b>	<b>120 WIDE ACCESS RAMP WITH DOUBLE HAND RAIL</b>
there is no image available for this product	<b>JET303G</b>	<b>DT 3 INCH</b>
there is no image available for this product	<b>JET304G</b>	<b>DT 4 INCH</b>

there is no image available for this product	<b>JET305G</b>	<b>DT 5 INCH</b>
there is no image available for this product	<b>JET306G</b>	<b>DT 6 INCH</b>
there is no image available for this product	<b>JET307G</b>	<b>JETMARINE FOLDING DOOR THRESHOLD RAMP SFDT20.</b>
there is no image available for this product	<b>JET403</b>	<b>JETMARINE BOTTLE NECK PLATFORM (Please Specify Platform Height Required)</b>
there is no image available for this product	<b>JET405</b>	<b>4FT X 4FT CORNER OVER 12 INCHES</b>
there is no image available for this product	<b>JET406</b>	<b>RAMP JOINING PLINTH 4in TO 6in INCHES</b>
there is no image available for this product	<b>JET407</b>	<b>RAMP JOINING PLINTH 6" - 10"</b>
there is no image available for this product	<b>JET408</b>	<b>BRIDGING PLATES</b>
there is no image available for this product	<b>JET409</b>	<b>RAMP JOINING PLINTH 10in TO 14in INCHES</b>
there is no image available for this product	<b>JET410</b>	<b>HANDRAIL WALL MOUNTING</b>
there is no image available for this product	<b>JET411</b>	<b>JETMARINE RAMP INFILL PLATE</b>
	<b>RAMPKIT1</b>	<b>EASIIACCESS THRESHOLD RAMP KIT 1</b>
	<b>RBS100Z</b>	<b>3ft Suitcase Ramp ( Alternative RBS100)</b>
	<b>RBS200Z</b>	<b>4ft Suitcase Ramp (Alternative RBS200)</b>

	<b>RBS220</b>	<b>RAMP DOORFRAME</b>
	<b>RBS301</b>	<b>RAMP TELESCOPIC 2 PART 2000MM</b>
	<b>TSU041D</b>	<b>STEP EXTERNAL LANGHAM HALF STANDARD K30</b>
	<b>TSU042F</b>	<b>STEP EXTERNAL LANGHAM HALF LARGE LK30</b>
	<b>WCR192</b>	<b>Go Access Ramp install</b>
	<b>WCR193</b>	<b>Go Access Ramp removal.</b>

## JET102 SR 2 FOOT

- JET102 - Auth Level:G

there is no image  
available for  
this product

### SR 2 FOOT

You must start an order to  
proceed.

Select client to add 'Unsuitable' notes.

## JET103 SR 3 FOOT

- JET103 - Auth Level:G

there is no image  
available for  
this product

### SR 3 FOOT

You must start an order to  
proceed.

Select client to add 'Unsuitable' notes.

## JET104 SR 4 FOOT

- JET104 - Auth Level:G

there is no image  
available for  
this product

### SR 4 FOOT

You must start an order to  
proceed.

Select client to add 'Unsuitable' notes.

## JET105 SRFH 5 FOOT NON FOLDING

- JET105 - Auth Level:G

there is no image  
available for  
this product

Select client to add  
'Unsuitable' notes.

### SRFH 5 FOOT NON FOLDING

You must start an order to proceed.

#### Specifications

SRFH 5 Foot Non Folding.

#### **Fitting Instructions**

GIS are not able to fit or dismantle this item. Jet Marine can be fitted by Safe at Home Technicians when standard stock ramps are not suitable. The Safe at Home Technicians have this item in their substore and will select and supply the appropriate Raiser on site. This catalogue code is therefore restricted to Safe at Home.

Please refer to Safe at Home either via your team or by phoning the Adult or Childrens Helpdesk 01452 426868 or 01452 426565.

For collection: Jet Marine must be dismantled by Safe at Home prior to collection by GIS Driver Fitter.



## JET106 SRFH 6 FOOT NON FOLDING

- JET106 - Auth Level:G

there is no image  
available for  
this product

Select client to add  
'Unsuitable' notes.

### SRFH 6 FOOT NON FOLDING

You must start an order to proceed.

#### Specifications

SRFH 6 Foot Non Folding.

#### **Fitting Instructions**

GIS are not able to fit or dismantle this item. Jet Marine can be fitted by Safe at Home Technicians when standard stock ramps are not suitable. The Safe at Home Technicians have this item in their substore and will select and supply the appropriate Raiser on site. This catalogue code is therefore restricted to Safe at Home.

Please refer to Safe at Home either via your team or by phoning the Adult or Childrens Helpdesk 01452 426868 or 01452 426565.

For collection: Jet Marine must be dismantled by Safe at Home prior to collection by GIS Driver Fitter.

## JET107 SRFH 7 FOOT NON FOLDING

- JET107 - Auth Level:G

there is no image  
available for  
this product

Select client to add  
'Unsuitable' notes.

### SRFH 7 FOOT NON FOLDING

You must start an order to proceed.

#### Specifications

SRFH 7 Foot Non Folding

#### **Fitting Instructions**

GIS are not able to fit or dismantle this item. Jet Marine can be fitted by Safe at Home Technicians when standard stock ramps are not suitable. The Safe at Home Technicians have this item in their substore and will select and supply the appropriate Raiser on site. This catalogue code is therefore restricted to Safe at Home.

Please refer to Safe at Home either via your team or by phoning the Adult or Childrens Helpdesk 01452 426868 or 01452 426565.

For collection: Jet Marine must be dismantled by Safe at Home prior to collection by GIS Driver Fitter.

## JET108 SRFH 8 FOOT NON FOLDING

- JET108 - Auth Level:G

there is no image  
available for  
this product

Select client to add  
'Unsuitable' notes.

### SRFH 8 FOOT NON FOLDING

You must start an order to proceed.

#### Specifications

SRFH 8 Foot Non Folding

#### **Fitting Instructions**

GIS are not able to fit or dismantle this item. Jet Marine can be fitted by Safe at Home Technicians when standard stock ramps are not suitable. The Safe at Home Technicians have this item in their substore and will select and supply the appropriate Raiser on site. This catalogue code is therefore restricted to Safe at Home.

Please refer to Safe at Home either via your team or by phoning the Adult or Childrens Helpdesk 01452 426868 or 01452 426565.

For collection: Jet Marine must be dismantled by Safe at Home prior to collection by GIS Driver Fitter.

## JET204 SRDH 4 FOOT NON FOLDING

- JET204 - Auth Level:G

there is no image  
available for  
this product

### SRDH 4 FOOT NON FOLDING

You must start an order to proceed

Select client to add 'Unsuitable' notes.

## JET205 SRDH 5 FOOT NON FOLDING

- JET205 - Auth Level:G

there is no image  
available for  
this product

### SRDH 5 FOOT NON FOLDING

You must start an order to proceed.

Select client to add 'Unsuitable' notes.

**JET206 SRDH 6 FOOT NON FOLDING**

- JET206 - Auth Level:G

there is no image available for this product

**SRDH 6 FOOT NON FOLDING**

You must start an order to proceed.

Select client to add 'Unsuitable' notes.

## JET211 120 WIDE ACCESS RAMP WITH DOUBLE HAND RAIL

- JET211 - Auth Level:G

there is no image  
available for  
this product

### 120 WIDE ACCESS RAMP WITH DOUBLE HAND RAIL

You must start an order to proceed.

Select client to add 'Unsuitable' notes.

## JET303G DT 3 INCH

- JET303G - Auth Level:G

there is no image  
available for  
this product

Select client to add  
'Unsuitable' notes.

### DT 3 INCH

You must start an order to proceed.

#### Specification

MANUFACTURER/SUPPLIER: Jet Marine (DT 3")

DT 3 INCH.

#### **Fitting Instructions**

GIS are not able to fit or dismantle this item. Jet Marine can be fitted by Safe at Home Technicians when standard stock ramps are not suitable. The Safe at Home Technicians have this item in their substore and will select and supply the appropriate Raiser on site. This catalogue code is therefore restricted to Safe at Home.

Please refer to Safe at Home either via your team or by phoning the Adult or Childrens Helpdesk 01452 426868 or 01452 426565.

For collection: Jet Marine must be dismantled by Safe at Home prior to collection by GIS Driver Fitter.



# JET304G DT 4 INCH

- JET304G - Auth Level:G

there is no image  
available for  
this product

Select client to add  
'Unsuitable' notes.

## DT 4 INCH

You must start an order to proceed.

### Specification

MANUFACTURER: Jet Marine (DT 4")

DT 4 INCH.

### **Fitting Instructions**

GIS are not able to fit or dismantle this item. Jet Marine can be fitted by Safe at Home Technicians when standard stock ramps are not suitable. The Safe at Home Technicians have this item in their substore and will select and supply the appropriate Raiser on site. This catalogue code is therefore restricted to Safe at Home.

Please refer to Safe at Home either via your team or by phoning the Adult or Childrens Helpdesk 01452 426868 or 01452 426565.

For collection: Jet Marine must be dismantled by Safe at Home prior to collection by GIS Driver Fitter.

# JET305G DT 5 INCH

JET305G - Auth Level:G

there is no image available for this product

Select client to add 'Unsuitable' notes.

## DT 5 INCH

You must start an order to proceed.

### Specification

MANUFACTURER/SUPPLIER: Jet Marine (DT 5")

DT 5 INCH.

### **Fitting Instructions**

GIS are not able to fit or dismantle this item. Jet Marine can be fitted by Safe at Home Technicians when standard stock ramps are not suitable. The Safe at Home Technicians have this item in their substore and will select and supply the appropriate Raiser on site. This catalogue code is therefore restricted to Safe at Home.

Please refer to Safe at Home either via your team or by phoning the Adult or Childrens Helpdesk 01452 426868 or 01452 426565.

For collection: Jet Marine must be dismantled by Safe at Home prior to collection by GIS Driver Fitter.

# JET306G DT 6 INCH

JET306G - Auth Level:G

there is no image available for this product

Select client to add 'Unsuitable' notes.

## DT 6 INCH

You must start an order to proceed.

### Specification

MANUFACTURER/SUPPLIER: Jet Marine (DT 6") DT 6 INCH.

### Fitting Instructions

GIS are not able to fit or dismantle this item. Jet Marine can be fitted by Safe at Home Technicians when standard stock ramps are not suitable. The Safe at Home Technicians have this item in their substore and will select and supply the appropriate Raiser on site. This catalogue code is therefore restricted to Safe at Home.

Please refer to Safe at Home either via your team or by phoning the Adult or Childrens Helpdesk 01452 426868 or 01452 426565.

For collection: Jet Marine must be dismantled by Safe at Home prior to collection by GIS Driver Fitter.

## JET307G JETMARINE FOLDING DOOR THRESHOLD RAMP SFDT20.

- JET307G - Auth Level:G

there is no image  
available for  
this product

Select client to add  
'Unsuitable' notes.

### JETMARINE FOLDING DOOR THRESHOLD RAMP SFDT20.

You must start an order to proceed.

#### Specification

MANUFACTURER/SUPPLIER: JetMarine (SFDT20)

JETMARINE FOLDING DOOR THRESHOLD RAMP SFDT20.

#### Fitting Instructions

GIS are not able to fit or dismantle this item. Jet Marine can be fitted by Safe at Home Technicians when standard stock ramps are not suitable. The Safe at Home Technicians have this item in their substore and will select and supply the appropriate Raiser on site. This catalogue code is therefore restricted to Safe at Home.

Please refer to Safe at Home either via your team or by phoning the Adult or Childrens Helpdesk 01452 426868 or 01452 426565.

For collection: Jet Marine must be dismantled by Safe at Home prior to collection by GIS Driver Fitter.

# JET403 JETMARINE BOTTLE NECK PLATFORM (Please Specify Platform Height Required)

- JET403 - Auth Level:G

there is no image available for this product

## PRODUCT INFORMATION

Select client to add 'Unsuitable' notes.

## JETMARINE BOTTLE NECK PLATFORM (Please Specify Platform Height Required)

You must start an order to proceed.

### Specifications

#### DIMENSIONS:

Length: 1310mm

Internal track width: 1140mm

Overall width: 1240mm

Weight: 23kgs

MANUFACTURER/SUPPLIER: Jetmarine

### Fitting Instructions

Please specify on notes what height you want the platform to be.

- a) Just legs.
- b) 100mm extension.
- c) 200mm extension.

## JET405 4FT X 4FT CORNER OVER 12 INCHES

- JET405 - Auth Level:G

there is no image  
available for  
this product

### 4FT X 4FT CORNER OVER 12 INCHES

You must start an order to proceed.

#### Fitting Instructions

Please specify on notes what height you want the platform to be.

- a) Just legs.
- b) 100mm extension.
- c) 200mm extension.

Select client to add 'Unsuitable' notes.

## JET406 RAMP JOINING PLINTH 4in TO 6in INCHES

- JET406 - Auth Level:G

there is no image  
available for  
this product

### RAMP JOINING PLINTH 4in TO 6in INCHES

You must start an order to proceed.

Select client to add 'Unsuitable' notes.

## JET407 RAMP JOINING PLINTH 6" - 10"

- JET407 - Auth Level:G

there is no image  
available for  
this product

### RAMP JOINING PLINTH 6" - 10"

You must start an order to proceed.

Select client to add 'Unsuitable' notes.



## JET408 BRIDGING PLATES

JET408 - Auth Level:G

there is no image  
available for  
this product

### BRIDGING PLATES

You must start an order to  
proceed.

Select client to add 'Unsuitable' notes.

## JET409 RAMP JOINING PLINTH 10in TO 14in INCHES

- JET409 - Auth Level:G

there is no image  
available for  
this product

### RAMP JOINING PLINTH 10in TO 14in INCHES

You must start an order to proceed.

Select client to add 'Unsuitable' notes.

## JET410 HANDRAIL WALL MOUNTING

- JET410 - Auth Level:G

there is no image  
available for  
this product

Select client to add  
'Unsuitable' notes.

### HANDRAIL WALL MOUNTING

You must start an order to proceed.

#### Fitting Instructions

GIS are not able to fit or dismantle this item. Jet Marine can be fitted by Safe at Home Technicians when the standard GIS ramps are unsuitable. The Safe at Home Technicians have access to this equipment and will select and supply the appropriate Jet Marine parts on site. This catalogue code is therefore restricted to Safe at Home. Please refer to Safe at Home either via your team or by phoning the Adult or Childrens Helpdesk 01452 426868 or 01452 426565.

For collection, Safe at Home should be contacted to dismantle Jet Marine. The Jet Marine can then be collected by GIS.

## JET411 JETMARINE RAMP INFILL PLATE

- JET411 - Auth Level:G

there is no image  
available for  
this product

Select client to add  
'Unsuitable' notes.

### JETMARINE RAMP INFILL PLATE

You must start an order to proceed.

#### Specification

MANUFACTURER/SUPPLIER: Jetmarine (INFL) Jetmarine ramp infill plate.

#### Fitting Instructions

GIS are not able to fit or dismantle this item. Jet Marine can be fitted by Safe at Home Technicians when standard stock ramps are not suitable. This catalogue code is therefore restricted to Safe at Home.

Please refer to Safe at Home either via your team or by phoning the Adult or Childrens Helpdesk 01452 426868 or 01452 426565.

For collection: Jet Marine must be dismantled by Safe at Home prior to collection by GIS Driver Fitter.

# RAMPKIT1 ESIACCESS THRESHOLD RAMP KIT 1

- RAMPKIT1 - Auth Level:G



[SAFETY DATA SHEET](#)

Select client to add 'Unsuitable' notes.

## ESIACCESS THRESHOLD RAMP KIT 1

You must start an order to proceed.

For We Care and Repair use only.

We Care and Repair Handypeople will carry this kit on their vans and fit when WCR022 (Installation of RAMPKIT1/Lego Ramp) is ordered.

This ramp is a simple modular design that can be easily put together to fit the requirements of the threshold, including being cut to accommodate kerbs, drainage, door frames etc.

Suitable for use both indoors and outdoors

3 year manufacturer's warranty

Certified to withstand a load of up to 80 tons per square metre

### Fitting Instructions

#### Fitting Instructions

GIS are not able to fit or dismantle this item. Can be fitted by Safe at Home Technicians when standard stock ramps are not suitable. The Safe at Home Technicians have this item in their store and will select and supply the appropriate item on site. This catalogue code is therefore restricted to Safe at Home.

Please refer to Safe at Home either via your team or by phoning Adult or Childrens Helpdesk 01452 426868 or 01452 426565.

### Notes:

This equipment is for WECR Satellite Stores only and NOT for delivery at SUs homes.

WECR have to fit this equipment.

GIS Drivers do not deliver this equipment.

## RBS100Z 3ft Suitcase Ramp ( Alternative RBS100)

- RBS100Z - Auth Level:A



### PRODUCT INFORMATION

Select client to add 'Unsuitable' notes.

### 3ft Suitcase Ramp ( Alternative RBS100)

You must start an order to proceed.

3ft Aluminium folding suitcase ramp RBS100 Ramp Suitcase 3ft

#### Specification

- Length : 715mm
- Internal width (when open): 736mm
- External Width (when open): 765mm
- Safe Working Load (SWL): 272kg
- Weight: 6.8kg

**Supplier:** Powerguards Ramping Systems Ltd.

Aluminium folding suitcase ramp, provides a temporary solution for access.

#### Fitting Instructions

**This item cannot be fitted by GIS Driver fitters**

**Assessor must visit to fit and complete assessment with the user before this item is left in place due to the risk factors**

**Top end of ramp should be placed on step. Top end of ramp is the lip with 2 location holes and black rubber on the back of the lip. Bottom end of ramp does not have location holes and is smooth on the back of the lip.**

## RBS200Z 4ft Suitcase Ramp (Alternative RBS200)

- RBS200Z - Auth Level:A



### PRODUCT INFORMATION

Select client to add 'Unsuitable' notes.

### 4ft Suitcase Ramp (Alternative RBS200)

You must start an order to proceed.

4ft Aluminium folding suitcase ramp RBS200 Ramp Suitcase 4FT

#### Specification

- Internal length : 1220mm
- Internal width (when open): 736mm
- External Width (when open): 765mm
- Safe Working Load (SWL): 272kg
- Weight: 9.5kg

**Supplier:** Powerguards Ramping Systems Ltd.

Aluminium folding suitcase ramp, provides a temporary solution for access.

#### Fitting Instructions

**This item cannot be fitted by GIS Driver fitters**

**Assessor must visit to fit and complete assessment with the user before this item is left in place due to the risk factors**

**Top end of ramp should be placed on step. Top end of ramp is the lip with 2 location holes and black rubber on the back of the lip. Bottom end of ramp does not have location holes and is smooth on the back of the lip.**

## RBS220 RAMP DOORFRAME

- RBS220 - Auth Level:A



### PRODUCT INFORMATION

Select client to add 'Unsuitable' notes.

### RAMP DOORFRAME

You must start an order to proceed.

Ramp Doorframe

Specification Parameters  
Product supplied by NRS Healthcare

Length 900mm/35"  
Width 690mm/27"  
Threshold Clearance 70mm/2.75"  
Weight of ramp 5.5 kg/12lbs  
Safe Working Load 130 kg/ 20 st

### Fitting Instructions

This item cannot currently be fitted by GIS

An assessment is required with the user before this item is left in place, due to the risk factors.

### Notes:

Manufacturer: NRS



## RBS301 RAMP TELESCOPIC 2 PART 2000MM

- RBS301 - Auth Level:A



### PRODUCT INFORMATION

Select client to add 'Unsuitable' notes.

### RAMP TELESCOPIC 2 PART 2000MM

You must start an order to proceed.

Ramp Telescopic 2-Part

Length:

Min: 1210mm (4 foot)

Max: 2000mm (6 foot 8 inches) Inside Width 182mm

WEIGHT - 7.2 kg each

SAFE WORKING LOAD - 350 kg, 55 stones

#### Usage Parameters

Intended to be used as portable, short term solution. Please refer to ramping guidance for long term solutions. Each part collapses telescopically to half its length for transport or storage. The ramps should always be used fully extended.

#### Fitting Instructions

This item cannot currently be fitted by GIS. Assessment is required with the user before this item is left in place, due to the risk factors.

## TSU041D STEP EXTERNAL LANGHAM HALF STANDARD K30

- TSU041D - Auth Level:A



### PRODUCT INFORMATION

Select client to add 'Unsuitable' notes.

### STEP EXTERNAL LANGHAM HALF STANDARD K30

You must start an order to proceed.

Step External Langham Half Standard K30

SAFE WORKING LOAD: 190kg (30st)

#### PARAMETERS

- Height: 115mm
- Step size: 405mm x 760mm

The half step has nylon feet that adjust to the level of the ground giving a safe level platform to step off or on to.

#### Fitting Instructions

This item cannot currently be fitted by GIS.

Assessment is required with the user before this item is left in place, due to the risk factors.

## TSU042F STEP EXTERNAL LANGHAM HALF LARGE LK30

- TSU042F - Auth Level:A



### PRODUCT INFORMATION

Select client to add 'Unsuitable' notes.

### STEP EXTERNAL LANGHAM HALF LARGE LK30

You must start an order to proceed.

Step External Langham Half Large Lk30

SAFE WORKING LOAD: 190kg (30st)

**PARAMETERS:**

- Height: 115mm
- Step Size: 610mm x 760mm

The half step has nylon feet that adjust to the level of the ground giving a safe level platform to step off or on to.

#### Fitting Instructions

This item cannot currently be fitted by GIS.

Assessment is required with the user before this item is left in place, due to the risk factors.

## WCR192 Go Access Ramp install

- WCR192 - Auth Level:G

there is no image  
available for  
this product

### Go Access Ramp install

You must start an order to  
proceed.

Go Access Ramp install

Select client to add 'Unsuitable' notes.

## WCR193 Go Access Ramp removal

- WCR193 - Auth Level:G

there is no image  
available for  
this product

### Go Access Ramp removal.

You must start an order to proceed.

Go Access Ramp removal.

Select client to add 'Unsuitable' notes.