









Household

Household Index

Code	Product Title
 EWF189	PERCHING STOOL HEAVY DUTY/EXTRA WIDE
 GTF235H	CARE PACK (Helping Hand/Shoehorn/Foxy Sock & Stocking Aid)
 GTF235Z	Helping Hand 15"
 GTF236Z	HELPING HAND 26"
 HSE121	CUTLERY SET LIGHTWEIGHT FOAM
 HSE126	TAP TURNER ADJ CRYSTAL PLASTIC ** DISCONTINUED**
 HSE127	COOKING BASKET STAINLESS STEEL
 HSE131	Plate Surround

Household Index



THU200Z TROLLEY ETWALL STYLE METAL FRAME WITH 3" CASTORS



THU300Z TROLLEY WITH BRAKES - PLEASE NOTE: COLOUR SUPPLIED MAY VARY



TJH760Z CANTILEVER TABLE ADJ HEIGHT



TSF103Z PERCHING STOOL (SHORT) WITH ARMS



TSF105Z PERCHING STOOL WITH ARMS ADJ HEIGHT



TSF110Z PERCHING STOOL WITH ARMS AND BACKREST ADJ HEIGHT



PRODUCT INFORMATION

SAFETY DATA SHEET

Select client to add 'Unsuitable' notes.

PERCHING STOOL HEAVY DUTY/EXTRA WIDE

You must start an order to proceed.

Specification

SAFE WORKING LOAD: 380KG (60 STONES)

DIMENSIONS:

Seat height from floor to top of seat near front leg (from-to): 22.5" - 28.5"(580mm - 720mm)

Width between arms: 26"(660mm)

Seat width: 20.5" x 13.3" (520mm x 340mm)

Seat depth: 15" (380mm)

Seat to top of arms: 7#46;8726" (200mm)

Seat to top of back: 11" (280mm)

Maximum footprint: 35" x 30.3" (890mm x 770m)

MANUFACTURER/SUPPLIER: Cefndy.

The extra wide, heavy duty perching stool with arms and backrest has adjustable height from the floor to the top of the seat. The perching stool has a gentle seat incline.

Manufacturer advises that this perch stool can be used in the shower but only if this is on an occasional basis and it is thoroughly dried after use as per manufacturers instructions - click on "Product Information".

Technical Specification

Technical Specification

NOTE: perching stools must be used with all 4 legs at the same height adjustment. CES and manufacturers do not recommend that legs are adjusted unevenly so that the seat is flat or more angled, this is not what the perching stool was designed for and it would alter the pressure on the joints and make it unsafe. If a flat or more angled seat is required, search specials or contact the CES Team on 0300 421 8211 for clinical advice.

Fitting Instructions

The perching stool can be adjusted to the following heights (measured from floor to top of seat (near front leg)):

- Hole 1 (lowest): 22.5" (571mm)
- Hole 2: 23.5" (596mm)
- Hole 3: 24.5" (622mm)
- Hole 4: 25.5" (647mm)
- Hole 5: 26.5" (673mm)
- Hole 6: 27.5" (698mm)
- Hole 7 (highest): 28.5" (723mm)

This item can be fitted by GIS. Please state clearly whether you do or do not wish for GIS to fit this item when placing your order. If you do wish for GIS to fit, please ensure that you clearly state the height that is required (see above). If no height is stated in the order, then the perching stool will be left at the default (lowest) setting.

If you wish for the perching stool to be left in a particular place within the service users home, please clearly state when placing the order.

GTF26Z Helping Hand 26"

GTF236Z - Auth Level:0

HELPING HAND 26"

You must start an order to proceed.



DIMENSIONS:

- Length: 650mm (26")

MANUFACTURER/SUPPLIER: The Helping Hand Company

The Helping Hand can be used as a dressing aid and for retrieval and reach of items. It has a magnetic tip and a hooked trigger.

PRODUCT INFORMATION

Fitting Instructions

This item does not require fitting. It is the role of the assessor to explain to the service user how to use the helping hand to assist in daily living.

Select client to add 'Unsuitable' notes.

GTF235H Care Pack (Helping Hand, Shoehorn, Foxy Sock & Stocking Aid)

GTF235H - Auth Level:0



SAFETY DATA SHEET

Select client to add 'Unsuitable' notes.

CARE PACK (Helping Hand/Shoehorn/Foxy Sock & Stocking Aid)

You must start an order to proceed.

DIMENSIONS (approx):

- Helping hand length: 26" (660mm)
- Shoehorn: Anatomically curved 21" (533mm) long

MANUFACTURER/SUPPLIER: Helping Hand Company

The Helping Hand Care Pack contains:

- 1 x Helping hand
- 1 x Long handled shoehorn
- 1 x Foxy sock/stocking aid
- 1 x Storage bag to keep the items in.

HELPING HAND:

The Helping Hand can be used as a dressing aid and for easy retrieval and reach of items. It has a magnetic tip, a hooked trigger and a handy stick clip to keep your helping hand easily at hand.

LONG HANDLED SHOEHORN:

The long handled shoehorn reduces the need to bend down when putting shoes on. The shoehorn has a handle hook which can help with dressing.

FOXY SOCK/STOCKING AID:

This gives assistance in putting on socks or stockings, especially if bending or reaching to the foot is difficult. It is made of flexible plastic so that it can accommodate larger feet without stretching hosey unnecessarily. NOTE: it is not suitable for compression stockings. The plastic can be wiped down for cleaning.

For user instructions, please click on the PDF below.

SAFETY NOTE: If the user has fragile skin with high risk of shearing, bruising or damaging prominent veins, please consider carefully whether this item will be suitable. The plastic surface can potentially rub against the skin. In some cases it may be preferable to provide the Soxon Sock Aid instead (SOX101) as it provides a softer surface against the skin. Some users may also find the Soxon Aid easier to fit with the sock.



[Download PDF for Foxy user instructions](#)

Fitting Instructions

This item does not require fitting and will not be demonstrated by GIS. It is the role of the assessor to demonstrate to the client how to use the items effectively to aid them in activities of daily living.

GTF235Z Helping Hand 15"

GTF235Z - Auth Level:O



Select client to add 'Unsuitable' notes.

Helping Hand 15"

You must start an order to proceed.

DIMENSIONS:

- Length: 380mm (15")
- Weight: 147g

A long handled reacher designed for people with limited reach and/or mobility to assist with independent tasks and personal care such as dressing.

The jaw opening is highly visible and features a slip resistant surface for a secure hold on the object.

Includes a magnet tip, a hook for dressing, a rubber lined jaw and a device that allows the reacher to be clipped to a stick or walker.

NON-RETURNABLE

HSE121 Cutlery Set Lightweight Foam

- HSE121 - Auth Level: A



SAFETY DATA SHEET

Select client to add 'Unsuitable' notes.

CUTLERY SET LIGHTWEIGHT FOAM

You must start an order to proceed.

DIMENSIONS:

- Diameter: 28mm
- Handle Length: 115mm

- TOTAL WEIGHT OF ITEM:

- Knife: 45g
- Fork: 34g
- Spoon: 42g
- Teaspoon: 30g

MANUFACTURER/SUPPLIER: Patterson Medical (now owns Homecraft Rolyan)

Pack includes:

- One knife
- One fork
- One spoon
- One teaspoon

These stainless steel utensils are mounted on plastic stems and sealed into light grey foam for those with a weak or painful grip. The foam is comfortable to hold and washable (not recommended for dishwasher use)

Fitting Instructions

This item does not require fitting and will not be demonstrated by GIS. It is the role of the assessor to explain to the client how to use the item effectively.

HSE126 Tap Turner ADJ Crystal Plastic Discontinued

- HSE126 - Auth Level A



TAP TURNER ADJ CRYSTAL PLASTIC ** DISCONTINUED**

You must start an order to proceed.

DIMENSIONS:

- For use with taps up to 2.5" (60mm) in diameter.
- Closed length: 7.5" (190mm)
- Total weight of item: 112g

MANUFACTURER/SUPPLIER: Patterson Medical (now owns Homecraft Rolyan)

The tap turner clamps around the top of cylindrical tap tops to provide the leverage to turn them on and off. The barrel of the handle is spring loaded to allow the jaws to clamp down on the tap, which is gripped by a soft non-slip rubber lining. The jaws can also be locked in position on the tap.

Fiting Instructions

This item cannot be fitted or demonstrated by GIS. GIS will deliver for the assessor to fit and explain how to use the tap turner correctly.

Select client to add 'Unsuitable' notes.



Select client to add 'Unsuitable' notes.

COOKING BASKET STAINLESS STEEL

You must start an order to proceed.

Specifications

DIMENSIONS:

Diameter: 6.5" (165mm) at the top, tapering to 4.5" (120mm) at the bottom.

Depth: 3.5" (90mm)

TOTAL WEIGHT OF ITEM: 245g

MANUFACTURER/SUPPLIER: Patterson Medical (now owns Homecraft Rolyan)

A stainless cooking basket to assist those with weak or reduced strength grip by removing the need to lift a full pan of boiling water prior to drainage.

The large frame retardant moulded nylon handle is easy to grip and provides heat insulation. Suitable for all types of vegetables, prepacked food, boiling eggs and tinned food. It can also be used for deep fat frying in oil.

- Place the prepared food in the basket.
- Put the basket into a pan of water and rest the basket handle on the saucepan handle to prevent tipping.
- When cooking is complete, shake the basket over the pan to drain then serve.
- When the cooking water has cooled it can be poured safely away.

Fitting Instructions

This item does not require fitting and will not be demonstrated by GIS. It is the role of the assessor to explain to the service user how to use the item effectively.



SAFETY DATA SHEET

Plate Surround

You must start an order to proceed.

DIMENSIONS:

- Fits to plate sizes: 19cm - 25.4cm (7½ - 10") external diameter.
- Weight 45 g

A flexible plastic guard which fits to ordinary plates to assist with one handed eating.

Three clips attach it to the rim and create a high inward sloping face to help with food collection and prevent spillage. Microwave and dishwasher safe.

NON-RETURNABLE

Fitting Instructions

The person or carer can fit and remove the plate surround as required. Assessors should ensure that they understand how to use it and confirm it is meeting the assessed need.

Select client to add 'Unsuitable' notes.

THU2002 Trolley Etwall Style Metal Frame with 3" Castors

- THU2002 - Auth Level:A



Copyright Aidapt Solutions Limited 2006, 2007

PRODUCT INFORMATION

SAFETY DATA SHEET

Select client to add 'Unsuitable' notes.

TROLLEY ETWALL STYLE METAL FRAME WITH 3" CASTORS

You must start an order to proceed.

SAFE WORKING LOAD (SWL): 200kg (31st)

DIMENSIONS:

- Footprint (width x depth (front to back)): 17.7" x 18.9" (450mm x 480mm)
- Height to handgrip: 33" - 37" (838mm - 990mm)
- Tray: width: 18.1" (460mm) x depth (front to back): 13.75" (350mm)
- Total weight of item: 6.10kg
- Maximum weight on tray: 15kg

MANUFACTURER/SUPPLIER: Aidapt

The trolley enables transfer of meals and drinks around the house. NOTE - this trolley/tray may not be heat proof.

The tray has a clip on/off facility. The trolley has large 100mm castors with wheel guards as standard.

For further information, please click on Product Information to access the Aidapt user guide.

Fitting Instructions

The trolley can be adjusted to the following heights, measured from floor to top of handles:

- Hole 1 (lowest): 33" (838mm)
- Hole 2: 34" (863mm)
- Hole 3: 35" (890mm)
- Hole 4: 36" (914mm)
- Hole 5: 37" (939mm)
- Hole 6: 38" (965mm)
- Hole 7 (highest): 39" (990mm)

This item can be fitted by GIS. Please state clearly whether you do or do not wish for GIS to fit this item when placing the order. If you do wish for GIS to fit then please ensure that the height from floor to top of handles is clearly stated (see above). If no height is stated the trolley will be left at the lowest (default) setting.

If you wish for GIS to leave the trolley in a particular place within the home please ensure that you state this in the order.

THU300Z Trolley with Brakes please note Colour Supplied may vary

THU300Z - Auth Level:A



PRODUCT INFORMATION

SAFETY DATA SHEET

Select client to add 'Unsuitable' notes.

TROLLEY WITH BRAKES - PLEASE NOTE: COLOUR SUPPLIED MAY VARY

You must start an order to proceed.

PLEASE NOTE DUE TO SUPPLY ISSUES THE COLOUR SUPPLIED MAY VARY

SAFE WORKING LOAD (SWL): 125kg (19.5st)

DIMENSIONS (approx):

- Overall width: 23" (585mm)
- Overall depth: 22" (560mm)
- Height (measured from floor to top of handles): 30" - 36" (838mm - 914mm) by 1" increments.
- Wheel diameter: 6" (150mm)

MANUFACTURER/SUPPLIER: Paterson Medical (now owns Homcraft Rolyan)

The height adjustable walking trolley provides a means of transporting items from one room to another. The trolley includes two clip-on plastic shelves. There are rails on the tray to prevent items slipping off. The trolley has lockable hand brakes.

NOTE: The trolley/tray may not be heat proof.

Please click on [Product Information for further details](#).

Fitting Instructions

The trolley can be adjusted to the following heights (measured from floor to top of handles) (approx):

- Hole 1 (lowest): 30" (762mm)
- Hole 2: 31" (787mm)
- Hole 3: 32" (812mm)
- Hole 4: 33" (838mm)
- Hole 5: 34" (863mm)
- Hole 6" 35" (890mm)
- Hole 7 (highest): 36" (914mm)

This item can be fitted by GIS. Please state clearly when placing your order whether you do or do not wish for GIS to fit the trolley. If you do wish for GIS to fit then please ensure that you state the height that is required (see above). If no height is stated then the trolley will be left at the default (lowest) setting.

If you wish for GIS to leave the trolley in a particular area within the clients home, please ensure that you give details in the order form.

TJH760Z Cantilever Table Adj Height



PRODUCT INFORMATION

SAFETY DATA SHEET

Select client to add 'Unsuitable' notes.

CANTILEVER TABLE ADJ HEIGHT

You must start an order to proceed.

Alternative Products:

TJH761Z (Overbed Table)
TJH762Z (Cantilever Table)

DIMENSIONS:

- Table top length: 24" (610mm)
- Table top width: 18" (458mm)
- Table top height: adjustable 22.7" - 36" (597mm - 915mm)
- Footprint: 24.8" x 15" (630mm x 915mm)

MANUFACTURER/SUPPLIER: Cefndy

The cantilever table is suitable for use over a bed or chair. It is designed to be used for dining, reading or as a writing aid. Retaining table edges prevent items slipping off. The table has a tilt facility and is adjustable in height. The table is static and not on castors.

NOTE: The table is not intended to support full body weight and the user should refrain from attempting to lift full body weight via the equipment. Do not overload the table.

Fitting Instructions

The table is height adjustable from 22.7" to 36" (579mm to 915mm), measured from floor to top of table.

This item can be fitted by GIS. Please state clearly whether you do or do not wish for GIS to fit when placing your order. If you do wish for GIS to fit then please ensure that you clearly state the height required from floor to top of table (see above). If no height is stated then the table will be left at default setting (lowest height). Please also state clearly if you wish for the driver/fitter to place the table in a particular spot within the users home.

TSF103Z Perching Stool (Short) With Arms

- TSF103Z - Auth Level:A



SAFETY DATA SHEET

Select client to add 'Unsuitable' notes.

PERCHING STOOL (SHORT) WITH ARMS

You must start an order to proceed.

SAFE WORKING LOAD (SWL): 165kg (25st)

DIMENSIONS:

- Seat width: 14.25" (280mm)
- Seat depth: 11" (280mm)
- Width between arms: 19.75" (501mm)
- Height from floor to top of seat: 15" - 21" (381mm - 533mm) adjustable by 1" increments.

MANUFACTURER/SUPPLIER: Patterson Medical (now owns Welland).

The height adjustable perching stool with arms has a padded seat which is angled slightly forwards. (Please note that the blue model perching stools are shower proof but brown models may not be).

Technical Specification

NOTE: PERCHING STOOLS MUST BE USED WITH ALL 4 LEGS AT THE SAME HEIGHT ADJUSTMENT. ICES AND MANUFACTURERS DO NOT RECOMMEND THAT LEGS ARE ADJUSTED UNEVENLY SO THAT THE SEAT IS FLAT OR MORE ANGLED, THIS IS NOT WHAT THE PERCHING STOOL WAS DESIGNED FOR AND IT WOULD ALTER THE PRESSURE ON THE JOINTS AND MAKE IT UNSAFE.

Fitting Instructions

This item can be fitted by GIS. Please state clearly whether you do or do not wish for GIS to fit this item when placing your order. If you wish for GIS to fit the perching stool, please state the height required (measured from floor to top of seat). The available heights are as follows:

- Hole 1 (lowest): 15" (381mm)
- Hole 2: 16" (406mm)
- Hole 3: 17" (431mm)
- Hole 4: 18" (457mm)
- Hole 5: 19" (482mm)
- Hole 6: 20" (508mm)
- Hole 7 (highest): 21" (533mm)

NOTE: There may be a slight variation in older models.

If no height is stated in the order, the GIS driver/fitter will leave the perching stool at the default (lowest) setting.

If you wish for the perching stool to be left in a particular position within the service users home, please state clearly when placing the order.

TSF105Z Perching Stool With Arms Adj Height

**PRODUCT INFORMATION****SAFETY DATA SHEET**

Select client to add 'Unsuitable' notes.

PERCHING STOOL WITH ARMS ADJ HEIGHT

You must start an order to proceed.

SAFE WORKING LOAD (SWL): 165kg (25st)

DIMENSIONS:

- Seat width: 14.25" (280mm)
- Seat depth: 11" (280mm)
- Width between arms: 19.75" (501mm)
- Height from floor to top of seat: 20.25" - 26.25" (515mm - 668mm) adjustable by 1" increments.

MANUFACTURER/SUPPLIER: Patterson Medical (now owns Welland).

The height adjustable perching stool with arms has a padded seat which is angled slightly forwards. (Please note that the blue model perching stools are shower proof but brown models may not be).

Please click on Product Information to access the manufacturers guide.

Technical Specification

NOTE: PERCHING STOOLS MUST BE USED WITH ALL 4 LEGS AT THE SAME HEIGHT ADJUSTMENT. ICES AND MANUFACTURERS DO NOT RECOMMEND THAT LEGS ARE ADJUSTED UNEVENLY SO THAT THE SEAT IS FLAT OR MORE ANGLED, THIS IS NOT WHAT THE PERCHING STOOL WAS DESIGNED FOR AND IT WOULD ALTER THE PRESSURE ON THE JOINTS AND MAKE IT UNSAFE.

Fitting Instructions

This item can be fitted by GIS. Please state clearly whether you do or do not wish for GIS to fit this item when placing your order. If you wish for GIS to fit the perching stool, please state the height required (measured from floor to top of seat). The available heights are as follows:

- Hole 1 (lowest): 20.25" (515mm)
- Hole 2: 21.25" (539mm)
- Hole 3: 22.25" (565mm)
- Hole 4: 23.25" (590mm)
- Hole 5: 24.25" (615mm)
- Hole 6: 25.25" (641mm)
- Hole 7 (highest): 26.25" (668mm)

NOTE: There may be a slight variation in older models.

If no height is stated in the order, the GIS driver/fitter will leave the perching stool at the default (lowest) setting.

If you wish for the perching stool to be left in a particular position within the service users home, please state clearly when placing the order.

TSF1102 Perching Stool With Arms And Backrest Adjustable Height

- TSF1102 - Auth Level:A



PRODUCT INFORMATION

SAFETY DATA SHEET

Select client to add 'Unsuitable' notes.

PERCHING STOOL WITH ARMS AND BACKREST ADJ HEIGHT

You must start an order to proceed.

SAFE WORKING LOAD (SWL): 165kg (25st)

DIMENSIONS:

- Seat width: 14.25" (363mm)
- Seat depth: 11" (280mm)
- Width between arms: 21" (533mm)
- Back size: 10.5" x 6" (266mm x 152mm)
- Height from floor to top of seat: 20.25" - 26.25" (515mm - 668mm) adjustable by 1" increments.

MANUFACTURER/SUPPLIER: Patterson Medical (now owns Welland).

The height adjustable perching stool with arms has a padded seat which is angled slightly forwards. (Please note that the blue model perching stools are shower proof but brown models may not be).

[Please click on Product Information to access the manufacturers guide.](#)

Technical Specification

NOTE: PERCHING STOOLS MUST BE USED WITH ALL 4 LEGS AT THE SAME HEIGHT ADJUSTMENT. ICES AND MANUFACTURERS DO NOT RECOMMEND THAT LEGS ARE ADJUSTED UNEVENLY SO THAT THE SEAT IS FLAT OR MORE ANGLED, THIS IS NOT WHAT THE PERCHING STOOL WAS DESIGNED FOR AND IT WOULD ALTER THE PRESSURE ON THE JOINTS AND MAKE IT UNSAFE.

Fitting Instructions

This item can be fitted by GIS. Please state clearly whether you do or do not wish for GIS to fit this item when placing your order. If you wish for GIS to fit the perching stool, please state the height required (measured from floor to top of seat). The available heights are as follows:

- Hole 1 (lowest): 20.25" (515mm)
- Hole 2: 21.25" (539mm)
- Hole 3: 22.25" (565mm)
- Hole 4: 23.25" (590mm)
- Hole 5: 24.25" (615mm)
- Hole 6: 25.25 (641mm)
- Hole 7 (highest): 26.25" (668mm)

NOTE: There may be a slight variation in older models.

If no height is stated in the order, the GIS driver/fitter will leave the perching stool at the default (lowest) setting.

If you wish for the perching stool to be left in a particular position within the service users home, please state clearly when placing the order.