














## Shower Chair Specials Index

Code	Product Title
	<b>AA011930 Freeway T30A 21"</b>
	<b>AA016166 Freeway T90WC Self Propel</b>
	<b>AA016572 Freeway T70A 21" LOWERED</b>
	<b>AA016804 Freeway T80B 19"</b>
	<b>AA018056 Rifton Hygiene Toilet System (HTS) - Large</b>
	<b>AA018303 RAZ-ATW Shower Chair Commode Chair</b>
	<b>AA018761 Freeway T40A 21" MODIFIED (See Description)</b>
	<b>AA019295 Freeway MODIFIED See Description</b>
	<b>AA019748 Freeway T80B 19"</b>
	<b>AA019957 Freeway MODIFIED See Description</b>
	<b>AA020042 Freeway T60B 19"</b>
	<b>AA020579 Freeway T80C 17" AUTO</b>
	<b>T40A Freeway T40A (21") shower chair - FRAME ONLY</b>



**T40B Freeway T40B (19") shower chair - FRAME ONLY**



**T40C Freeway T40C (17") shower chair - FRAME ONLY**



**T70B Freeway T70B (19") shower chair - FRAME ONLY**



**T70C Freeway T70C (17") shower chair - FRAME ONLY**



**T80C Freeway T80C (17") shower chair - FRAME ONLY**

## -AA011930 Freeway T30A 21"

- AA011930 - Auth Level:A



[PRODUCT INFORMATION](#)

[SAFETY DATA SHEET](#)

Select client to add 'Unsuitable' notes.

### Freeway T30A 21"

You must start an order to proceed.

Picture is for illustrative purpose only. Item may differ from example picture.

**NOTE: This chair does NOT have fitments for footplates, and it cannot have footplates or castors fitted.**

The shower chair will be built to your specification, order this frame on CEquip and send the following to [specials@gisglos.co.uk](mailto:specials@gisglos.co.uk)

1. Completed Freeway Modular Shower Chair Checklist Mar 2018 (located in the Assessor Document Library on the home page of CEquip)
2. Quote from prism for the additional parts

The additional parts will be ordered and once received GIS technicians will build the chair to the exact specification. Please note that this item cannot be fitted or set up by GIS drivers

### Fitting Instructions

This item cannot be fitted by GIS. GIS will deliver to the service user's address for the assessor to fit to the new user's requirements. Adjustments to the seat need to be carried out by a skilled health professional with the clinical knowledge to fit the seat correctly for the user.

**The current chair fitting may not suit the user and thus it is important that the chair is fitted to suit the new user. Do not use until set up correctly by assessor.**

## -AA016166 Freeway T90WC Self Propel

AA016166 - Auth Level:A



Select client to add 'Unsuitable' notes.

### Freeway T90WC Self Propel

You must start an order to proceed.

Picture is for illustrative purpose only

#### Fitting Instructions

This item cannot be fitted by GIS. GIS will deliver to the service user's address for the assessor to fit to the new user's requirements. Adjustments to the seat need to be carried out by a skilled health professional with the clinical knowledge to fit the seat correctly for the user.

**The current chair fitting may not suit the user and thus it is important that the chair is fitted to suit the new user. Do not use until set up correctly by assessor.**

## -AA016572 Freeway T70A 21" LOWERED

- AA016572 - Auth Level:A



Select client to add 'Unsuitable' notes.

### Freeway T70A 21" LOWERED

You must start an order to proceed.

Picture for illustrative purposes.

The frame has been lowered by 2.5cm (1" approx.) please note that chair may not fit over a standard toilet.

The shower chair will be built to your specification, order this frame on CEquip and send the following to [specials@gis.healthcare.co.uk](mailto:specials@gis.healthcare.co.uk)

1. Completed Freeway Modular Shower Chair Checklist Mar V2 27.01.2021 (located in the Assessor Document Library on the home page of CEquip)
2. Quote from prism for the additional parts

The additional parts will be ordered and once received GIS technicians will build the chair to the exact specification. Please note that this item cannot be fitted or set up by GIS drivers

#### Fitting Instructions

This item cannot be fitted by GIS. GIS will deliver to the service user's address for the assessor to fit to the new user's requirements. Adjustments to the seat need to be carried out by a skilled health professional with the clinical knowledge to fit the seat correctly for the user.

**The current chair fitting may not suit the user and thus it is important that the chair is fitted to suit the new user. Do not use until set up correctly by assessor.**

## -AA016804 Freeway T80B 19"

- AA016804 - Auth Level:A



### PRODUCT INFORMATION

Select client to add 'Unsuitable' notes.

### Freeway T80B 19"

You must start an order to proceed.

Picture is for illustrative purpose only

This shower chair will be built to your specification, order this chair on CEquip and send the following to [specials@gisglos.co.uk](mailto:specials@gisglos.co.uk)

1. Completed Freeway Modular Shower Chair Checklist Mar 2018 (located in the Assessor Document Library on the home page of CEquip)
2. Quote from prism for the additional parts

The additional parts will be ordered and once received GIS technicians will built chair to the exact specification.

### Fitting Instructions

**This item cannot be fitted by GIS**

**GIS will deliver to the service users address for the assessor to fit to the new users requirements**

## -AA018056 Rifton Hygiene Toilet System (HTS) - Large

AA018056 - Auth Level:M

there is no image  
available for  
this product

### Rifton Hygiene Toilet System (HTS) - Large

You must start an order to proceed.

Select client to add 'Unsuitable' notes.

## AA018303 RAZ-ATW Shower Chair Commode Chair

AA018303 - Auth Level:M

there is no image  
available for  
this product

### RAZ-ATW Shower Chair Commode Chair


You must start an order to proceed.

Select client to add 'Unsuitable' notes.



## AA018761 Freeway T40A 21" MODIFIED (See Description)

- AA018761 - Auth Level:A



[PRODUCT INFORMATION](#)

[SAFETY DATA SHEET](#)

Select client to add 'Unsuitable' notes.

### Freeway T40A 21" MODIFIED (See Description)

You must start an order to proceed.

Picture is for illustration purposes only

The shower chair has been modified to accommodate a commode pan, the commode pan is on a platform and positioned approx. 6 inches from the base of the seat on the frame with a custom shelf. The shelf can be removed and the chair can then have the commode pan fitted to the seat as normal

#### Fitting Instructions

**This item cannot be fitted by GIS**

**GIS will deliver to the service users address for the assessor to fit to the new users requirements**

**Adjustments to the shower chair need to be carried out by a skilled health professional with the clinical knowledge to fit the seat correctly for the user**

**It is important that the chair is fitted to suit the new user. Do not use until set up correctly by an assessor**

## -AA019295 Freeway MODIFIED See Description

- AA019295 - Auth Level:A



Select client to add 'Unsuitable' notes.

### Freeway MODIFIED See Description

You must start an order to proceed.

Picture for illustrative purposes.

T40B AUTO style frame.

This is a modified T40B AUTO frame which has also got the low level commode pan holder rails fitted.

The shower chair will be built to your specification, order this frame on CEquip and send the following to [specials@gis.healthcare.co.uk](mailto:specials@gis.healthcare.co.uk)

1. Completed Freeway Modular Shower Chair Checklist Mar V2 27.01.2021 (located in the Assessor Document Library on the home page of CEquip)
2. Quote from prism for the additional parts

The additional parts will be ordered and once received GIS technicians will build the chair to the exact specification. Please note that this item cannot be fitted or set up by GIS drivers

#### Fitting Instructions

This item cannot be fitted by GIS. GIS will deliver to the service user's address for the assessor to fit to the new user's requirements.

Adjustments to the seat need to be carried out by a skilled health professional with the clinical knowledge to fit the seat correctly for the user.

**The current chair fitting may not suit the user and thus it is important that the chair is fitted to suit the new user. Do not use until set up correctly by assessor.**

## -AA019748 Freeway T80B 19"

- AA019748 - Auth Level:A



Select client to add 'Unsuitable' notes.

### Freeway T80B 19"

You must start an order to proceed.

Picture for illustrative purposes.

The shower chair will be built to your specification, order this frame on CEquip and send the following to [specials@gis.healthcare.co.uk](mailto:specials@gis.healthcare.co.uk)

1. Completed Freeway Modular Shower Chair Checklist Mar V2 27.01.2021 (located in the Assessor Document Library on the home page of CEquip)
2. Quote from prism for the additional parts

The additional parts will be ordered and once received GIS technicians will build the chair to the exact specification. Please note that this item cannot be fitted or set up by GIS drivers

### Fitting Instructions

This item cannot be fitted by GIS. GIS will deliver to the service user's address for the assessor to fit to the new user's requirements. Adjustments to the seat need to be carried out by a skilled health professional with the clinical knowledge to fit the seat correctly for the user.

**The current chair fitting may not suit the user and thus it is important that the chair is fitted to suit the new user. Do not use until set up correctly by assessor.**

## -AA019957 Freeway MODIFIED See Description

- AA019957 - Auth Level:A



Select client to add 'Unsuitable' notes.

### Freeway MODIFIED See Description

You must start an order to proceed.

Picture is for illustrative purpose only

**BESPOKE Freeway T80C 17" with heavy duty calf supports and front abs pads.**

**NOTE: Due to the modification of this frame you cannot attach ANY footplates to this Freeway the above option is what is fitted to this Freeway.**

The shower chair will be built to your specification, order this frame on CEquip and send the following to [specials@gis.healthcare.co.uk](mailto:specials@gis.healthcare.co.uk)

1. Completed Freeway Modular Shower Chair Checklist Mar V2 27.01.2021 (located in the Assessor Document Library on the home page of CEquip)
2. Quote from prism for the additional parts

The additional parts will be ordered and once received GIS technicians will build the chair to the exact specification. Please note that this item cannot be fitted or set up by GIS drivers

#### Fitting Instructions

This item cannot be fitted by GIS. GIS will deliver to the service user's address for the assessor to fit to the new user's requirements.

Adjustments to the seat need to be carried out by a skilled health professional with the clinical knowledge to fit the seat correctly for the user.

**The current chair fitting may not suit the user and thus it is important that the chair is fitted to suit the new user. Do not use until set up correctly by assessor.**

## AA020042 Freeway T60B 19"

AA020042 - Auth Level:A



Select client to add 'Unsuitable' notes.

### Freeway T60B 19"

You must start an order to proceed.

Picture is for illustrative purpose only

The shower chair will be built to your specification, order this frame on CEquip and send the following to [specials@gis.healthcare](mailto:specials@gis.healthcare)

1. Completed Freeway Modular Shower Chair Checklist V2 27.01.2021 (located in the Assessor Document Library on the home page of CEquip)
2. Quote from prism for the additional parts

The additional parts will be ordered and once received GIS technicians will build the chair to the exact specification. Please note that this item cannot be fitted or set up by GIS drivers

#### Fitting Instructions

This item cannot be fitted by GIS. GIS will deliver to the service user's address for the assessor to fit to the new user's requirements. Adjustments to the seat need to be carried out by a skilled health professional with the clinical knowledge to fit the seat correctly for the user.

**The current chair fitting may not suit the user and thus it is important that the chair is fitted to suit the new user. Do not use until set up correctly by assessor.**

## -AA020579 Freeway T80C 17" AUTO

- AA020579 - Auth Level:A



Select client to add 'Unsuitable' notes.

### Freeway T80C 17" AUTO

You must start an order to proceed.

Picture is for illustrative purpose only

The shower chair will be built to your specification, order this frame on CEquip and send the following to [specials@gis.healthcare.co.uk](mailto:specials@gis.healthcare.co.uk)

1. Completed Freeway Modular Shower Chair Checklist Mar V2 27.01.2021 (located in the Assessor Document Library on the home page of CEquip)
2. Quote from prism for the additional parts

The additional parts will be ordered and once received GIS technicians will build the chair to the exact specification. Please note that this item cannot be fitted or set up by GIS drivers

### Fitting Instructions


This item cannot be fitted by GIS. GIS will deliver to the service user's address for the assessor to fit to the new user's requirements.

Adjustments to the seat need to be carried out by a skilled health professional with the clinical knowledge to fit the seat correctly for the user.

**The current chair fitting may not suit the user and thus it is important that the chair is fitted to suit the new user. Do not use until set up correctly by assessor.**

## -T40A Freeway T40A (21") shower chair - FRAME ONLY

- T40A - Auth Level:A



PRODUCT INFORMATION

SAFETY DATA SHEET

Select client to add 'Unsuitable' notes.

### Freeway T40A (21") shower chair - FRAME ONLY

You must start an order to proceed.

#### Freeway T40A (21") shower chair - **FRAME ONLY**

Safe Working Load: 30stone/200Kg  
Seat Depth: 400mm  
Seat Width: 540mm (21")  
Seat Height: 560mm  
Seat to top of arms: 180mm (standard arms only)  
Seat to top of back: 450 mm (standard back only)  
Overall Height: 980mm  
Overall Width: 640mm  
Overall length (footplates at lowest): 1050mm  
Overall length (footplates at highest): 960mm  
Clearance height (e.g. over toilet): 445mm  
Distance between armrests at rear: 470mm  
Distance between armrests at front: 530mm  
Supplier product code: FA40

#### Fitting Instructions

To order this equipment:

1. Order the frame on CEquip (under "Shower Chairs" in Refurbished Specials)
2. Complete the Freeway Modular Shower Chair checklist and email to [specials@gisglos.co.uk](mailto:specials@gisglos.co.uk) (available on S1 or click on link below. Please make sure this is saved to the client record)
3. If you do not submit a completed checklist within 48 hours of ordering the frame your CEquip order will be cancelled
4. If using standard stock parts (Those highlighted yellow on the checklist) the Freeway Modular Shower Chair will be delivered by GIS to the client within 5 working days
5. Any special parts will need to be ordered in specifically from Prism (manufacturer and supplier) and this will take longer.
6. If your client needs any special parts and also requires a shower chair urgently order a basic configuration (i.e. only those parts highlighted yellow on the checklist) as well as the special parts. The basic configuration will be delivered in 5 working days. Any additional parts will follow as soon as they arrive from Prism. You will need to visit to fit those additional parts.
5. If you want to order additional parts to trial with the client please order these on the checklist. These will be delivered to the client with the shower chair for you to trial. You will need to be able to fit these parts yourself to do so. Training is available from ICES.
6. To return any spare parts which are not required order a manual collection by phoning GIS on 01452 520438. Do not request collection of the whole shower chair on CEquip unless you want to return the whole shower chair.

#### Notes:

N.B. Please refer to Cequip Document Library for:

Baseline Knowledge Modular Mobile Shower Commode Chairs 24.04.2018


Freeway Modular Shower Chair checklist Mar 2018

Freeway Shower Chair Product Information 2018

You can type key words such as Shower Chair in the Search bar.

## -T40B Freeway T40B (19") shower chair - FRAME ONLY

- T40B - Auth Level:A



PRODUCT INFORMATION

SAFETY DATA SHEET

Select client to add 'Unsuitable' notes.

### Freeway T40B (19") shower chair - FRAME ONLY

You must start an order to proceed.

#### Freeway T40B (19") shower chair - **FRAME ONLY**

Safe Working Load: 30stone/200Kg  
Seat Depth: 400mm  
Seat Width: 420mm (19")  
Seat Height: 560mm  
Seat to top of arms: 180mm (standard arms only)  
Seat to top of back: 450mm (standard back only)  
Overall Height: 980mm  
Overall width: 590mm  
Overall length (footplates at lowest): 1050mm  
Overall length (footplates at highest) 960mm  
Clearance height (e.g. over toilet): 445mm  
Distance between armrests at rear: 420mm  
Distance between armrests at front: 480mm  
Supplier product code: FB40

#### Fitting Instructions

To order this equipment:

1. Order the frame on CEquip (under "Shower Chairs" in Refurbished Specials)
2. Complete the Freeway Modular Shower Chair checklist and email to [specials@gisglos.co.uk](mailto:specials@gisglos.co.uk) (available on S1 or click on link below. Please make sure this is saved to the client record)
3. If you do not submit a completed checklist within 48 hours of ordering the frame your CEquip order will be cancelled
4. If using standard stock parts (Those highlighted yellow on the checklist) the Freeway Modular Shower Chair will be delivered by GIS to the client within 5 working days
5. Any special parts will need to be ordered in specifically from Prism (manufacturer and supplier) and this will take longer.
6. If your client needs any special parts and also requires a shower chair urgently order a basic configuration (i.e. only those parts highlighted yellow on the checklist) as well as the special parts. The basic configuration will be delivered in 5 working days. Any additional parts will follow as soon as they arrive from Prism. You will need to visit to fit those additional parts.
5. If you want to order additional parts to trial with the client please order these on the checklist. These will be delivered to the client with the shower chair for you to trial. You will need to be able to fit these parts yourself to do so. Training is available from ICES.
6. To return any spare parts which are not required order a manual collection by phoning GIS on 01452 520438. Do not request collection of the whole shower chair on CEquip unless you want to return the whole shower chair.

#### Notes:

N.B. Please refer to Cequip Document Library for:

Baseline Knowledge Modular Mobile Shower Commode Chairs 24.04.2018

Freeway Modular Shower Chair checklist Mar 2018

Freeway Shower Chair Product Information 2018

You can type key words such as Shower Chair in the Search bar.



## -T40C Freeway T40C (17") shower chair - FRAME ONLY

- T40C - Auth Level:A



PRODUCT INFORMATION

SAFETY DATA SHEET

Select client to add 'Unsuitable' notes.

### Freeway T40C (17") shower chair - FRAME ONLY

You must start an order to proceed.

Freeway T40C (17") shower chair - **FRAME ONLY**

**Safe Working Load: 30stone/200Kg**

**Seat Width: 440mm (17")**

**Seat Height: 560mm**

**Seat to top of arms: 180mm (standard arms only)**

**Seat to top of back: 450mm (standard back only)**

**Overall Height: 980mm**

**Overall width: 540mm**

**Overall length (footplates at lowest): 1050mm**

**Overall length (footplates at highest) 960mm**

**Clearance height (e.g. over toilet): 445mm**

**Distance between armrests at rear: 370mm**

**Distance between armrests at front: 430mm**

**Supplier product code: FC40**

To order this equipment:

1. Order the frame on CEquip (under "Shower Chairs" in Refurbished Specials

2. Complete the Freeway Modular Shower Chair checklist and email to [specials@gisglos.co.uk](mailto:specials@gisglos.co.uk) (available on S1 or from the document library on CEquip). Please make sure this is saved to the client record)

3. If you do not submit a completed checklist within 48 hours of ordering the frame your CEquip order will be cancelled

4. If using standard stock parts (Those highlighted yellow on the checklist) the Freeway Modular Shower Chair will be delivered by GIS to the client within 5 working days

5. Any special parts will need to be ordered in specifically from Prism (manufacturer and supplier) and this will take longer.

6. If your client needs any special parts and also requires a shower chair urgently order a basic configuration (i.e. only those parts highlighted yellow on the checklist) as well as the special parts. The basic configuration will be delivered in 5 working days. Any additional parts will follow as soon as they arrive from Prism. You will need to visit to fit those additional parts.

5. If you want to order additional parts to trial with the client please order these on the checklist. These will be delivered to the client with the shower chair for you to trial. You will need to be able to fit these parts yourself to do so. Training is available from ICES.

6. To return any spare parts which are not required order a manual collection by phoning GIS on 01452 520438. Do not request collection of the whole shower chair on CEquip unless you want to return the whole shower chair.

#### Fitting Instructions

This item cannot be fitted by GIS.

GIS will deliver to the service users address for the assessor to fit to the new users requirements

#### Notes:

N.B. Please refer to Cequip Document Library for:

Baseline Knowledge Modular Mobile Shower Commode Chairs 24.04.2018

Freeway Modular Shower Chair checklist Mar 2018

Freeway Shower Chair Product Information 2018

## -T70B Freeway T70B (19") shower chair - FRAME ONLY

- T70B - Auth Level:A



PRODUCT INFORMATION

SAFETY DATA SHEET

Select client to add 'Unsuitable' notes.

### Freeway T70B (19") shower chair - FRAME ONLY

You must start an order to proceed.

Freeway T70B (19") shower chair - FRAME ONLY

**Safe Working Load: 30stone/200Kg**  
**Seat Depth: 400mm**  
**Seat Width: 490mm (19")**  
**Seat Height: 560mm**  
**Seat to top of arms: 180mm (standard arms only)**  
**Seat to top of back: 450mm (standard back only)**  
**Overall Height: 980mm**  
**Overall Width: 700mm**  
**Overall length (footplates at lowest): 1150mm**  
**Overall length (footplates at highest):1110 mm**  
**Clearance height (e.g. over toilet): 445mm**  
**Distance between armrests at rear: 420mm**  
**Distance between armrests at front: 480mm**  
**Supplier product code: FB70**

#### Fitting Instructions

To order this equipment:

1. Order the frame on CEquip (under "Shower Chairs" in Refurbished Specials)
2. Complete the Freeway Modular Shower Chair checklist and email with Prism quote to [specials@gisglos.co.uk](mailto:specials@gisglos.co.uk) (available on S1 or click on link below. Please make sure this is saved to the client record)
3. If you do not submit a completed checklist within 48 hours of ordering the frame your CEquip order will be cancelled
4. If using standard stock parts (Those highlighted yellow on the checklist) the Freeway Modular Shower Chair will be delivered by GIS to the client within 5 working days
5. Any special parts will need to be ordered in specifically from Prism (manufacturer and supplier) and this will take longer.
6. If your client needs any special parts and also requires a shower chair urgently order a basic configuration (i.e. only those parts highlighted yellow on the checklist) as well as the special parts. The basic configuration will be delivered in 5 working days. Any additional parts will follow as soon as they arrive from Prism. You will need to visit to fit those additional parts.
5. If you want to order additional parts to trial with the client please order these on the checklist. These will be delivered to the client with the shower chair for you to trial. You will need to be able to fit these parts yourself to do so. Training is available from ICES.
6. To return any spare parts which are not required order a manual collection by phoning GIS on 01452 520438. Do not request collection of the whole shower chair on CEquip unless you want to return the whole shower chair.

#### Notes:

N.B. Please refer to Cequip Document Library for:

Baseline Knowledge Modular Mobile Shower Commode Chairs 24.04.2018

Freeway Modular Shower Chair checklist Mar 2018

Freeway Shower Chair Product Information 2018

You can type key words such as Shower Chair in the Search bar.

## -T70C Freeway T70C (17") shower chair - FRAME ONLY

- T70C - Auth Level:A



PRODUCT INFORMATION

SAFETY DATA SHEET

Select client to add 'Unsuitable' notes.

### Freeway T70C (17") shower chair - FRAME ONLY

You must start an order to proceed.

#### Freeway T70C (17") shower chair - FRAME ONLY

Safe Working Load: 30stone/200Kg  
Seat Depth: 400mm  
Seat Width: 440mm (17")  
Seat Height: 560mm  
Seat to top of arms: 180mm (standard arms only)  
Seat to top of back: 450mm (standard back only)  
Overall Height: 980mm  
Overall Width: 650mm  
Overall length (footplates at lowest): 1150mm  
Overall length (footplates at highest): 1110mm  
Clearance height (e.g. over toilet): 445mm  
Distance between armrests at rear: 370mm  
Distance between armrests at front: 430mm  
Supplier product code: FC70

#### Fitting Instructions

To order this equipment:

1. Order the frame on CEquip (under "Shower Chairs" in Refurbished Specials)
2. Complete the Freeway Modular Shower Chair checklist and email to [specials@gisglos.co.uk](mailto:specials@gisglos.co.uk) (available on S1 or click on link below. Please make sure this is saved to the client record)
3. If you do not submit a completed checklist within 48 hours of ordering the frame your CEquip order will be cancelled
4. If using standard stock parts (Those highlighted yellow on the checklist) the Freeway Modular Shower Chair will be delivered by GIS to the client within 5 working days
5. Any special parts will need to be ordered in specifically from Prism (manufacturer and supplier) and this will take longer.
6. If your client needs any special parts and also requires a shower chair urgently order a basic configuration (i.e. only those parts highlighted yellow on the checklist) as well as the special parts. The basic configuration will be delivered in 5 working days. Any additional parts will follow as soon as they arrive from Prism. You will need to visit to fit those additional parts.
5. If you want to order additional parts to trial with the client please order these on the checklist. These will be delivered to the client with the shower chair for you to trial. You will need to be able to fit these parts yourself to do so. Training is available from ICES.
6. To return any spare parts which are not required order a manual collection by phoning GIS on 01452 520438. Do not request collection of the whole shower chair on CEquip unless you want to return the whole shower chair.

#### Notes:

N.B. Please refer to Cequip Document Library for:

Baseline Knowledge Modular Mobile Shower Commode Chairs 24.04.2018

Freeway Modular Shower Chair checklist Mar 2018

Freeway Shower Chair Product Information 2018

You can type key words such as Shower Chair in the Search bar.

## -T80C Freeway T80C (17") shower chair - FRAME ONLY

- T80C - Auth Level:A



[PRODUCT INFORMATION](#)

[SAFETY DATA SHEET](#)

Select client to add 'Unsuitable' notes.

### Freeway T80C (17") shower chair - FRAME ONLY

You must start an order to proceed.

#### Freeway T80C (17") shower chair - FRAME ONLY

Safe Working Load: 25stone/160Kg

Seat Depth: 400mm

Seat Width: 440mm (17")

Seat Height: 570mm

Seat to top of arms: 190mm (standard arms only)

Seat to top of back without detachable headrest: 535mm (with headrest add 300mm)

Overall Height with detachable headrest: 1440mm

Overall width: 540mm

Overall length in upright position: 1040mm

Overall length with max recline including footrests at highest position: 1300mm

Overall length with max recline and detachable headrest fitted: 1500mm

Clearance height (e.g. over toilet): 445mm

Distance between armrests at rear: 370mm

Distance between armrests at front: 430mm

Supplier product code: FC80

#### Fitting Instructions

To order this equipment:

1. Order the frame on CEquip (under "Shower Chairs" in Refurbished Specials)
2. Complete the Freeway Modular Shower Chair checklist and email with a Prism quote to [specials@gisglos.co.uk](mailto:specials@gisglos.co.uk) (available on S1 or click on link below. Please make sure this is saved to the client record)
3. If you do not submit a completed checklist within 48 hours of ordering the frame your CEquip order will be cancelled
4. If using standard stock parts (Those highlighted yellow on the checklist) the Freeway Modular Shower Chair will be delivered by GIS to the client within 5 working days
5. Any special parts will need to be ordered in specifically from Prism (manufacturer and supplier) and this will take longer.
6. If your client needs any special parts and also requires a shower chair urgently order a basic configuration (i.e. only those parts highlighted yellow on the checklist) as well as the special parts. The basic configuration will be delivered in 5 working days. Any additional parts will follow as soon as they arrive from Prism. You will need to visit to fit those additional parts.
5. If you want to order additional parts to trial with the client please order these on the checklist. These will be delivered to the client with the shower chair for you to trial. You will need to be able to fit these parts yourself to do so. Training is available from ICES.
6. To return any spare parts which are not required order a manual collection by phoning GIS on 01452 520438. Do not request collection of the whole shower chair on CEquip unless you want to return the whole shower chair.

#### Notes:

N.B. Please refer to Cequip Document Library for:

Baseline Knowledge Modular Mobile Shower Commode Chairs 24.04.2018

Freeway Modular Shower Chair checklist Mar 2018

Freeway Shower Chair Product Information 2018

You can type key words such as Shower Chair in the Search bar.