

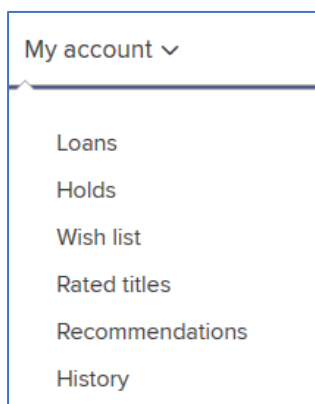
Exporting holds and loan history from Libby and Overdrive

You can view and export holds and loan history via the Libby and Overdrive apps, but only view and manually copy or print this information via the Overdrive website.

Overdrive website

Log into the website and select My Account: <https://glosuk.overdrive.com/>

Select the option to view




Print or manually select and copy the information you want to keep.

Any items borrowed via the Library catalogue will be shown in your [loan history on the catalogue](#)

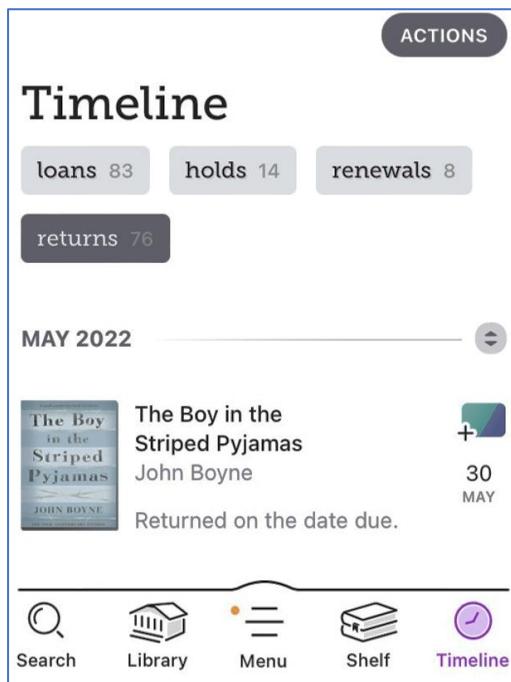
Overdrive app (Amazon Fire tablets only)

Information is available via: <https://help.overdrive.com/en-us/1137.htm>

Libby app

To view and export and your loan history (returns), holds or tagged items, tap on the Timeline button  at the bottom of the screen

Select the link for the preferred list of items at the top of the screen



Tap on the Actions button, then tap on Export Timeline



Choose the preferred export format:

- To see your timeline on a web page, select **Table**. From there, you can bookmark it for future use or share it on social media or with friends.
- To save your timeline to your device, select **Spreadsheet**.

