

Downloading eBooks to a smart device or e-Reader

Do you need to use the BorrowBox app or website?

- Smart phones and tablets use the **BorrowBox** app, including: Android, Apple (iOS 9.3+), Amazon Fire tablets
- Computers/laptops/Chromebook etc. use the BorrowBox website to:
 - Download eAudiobooks to listen offline or transfer to an MP3 player
 - Download eBooks to **Adobe Digital Editions (ADE)** for reading on a computer/laptop/Chromebook or transferring to and eReader

Downloading Adobe Digital Editions (ADE)

Download and activate Adobe Digital Editions

- Download and install Adobe Digital Editions
<https://www.adobe.com/uk/solutions/ebook/digital-editions/download.html>
- When prompted, select **Authorize Computer**
- If you don't already have an Adobe ID, click on **Create an Adobe ID** link. Adobe will launch your web browser and take you to the Adobe Sign In page. Follow the instructions there to create an Adobe account. When this is done, return to Adobe Digital Editions. If the link doesn't open, go to: <https://helpx.adobe.com/uk/digital-editions/using/authorizing-and-de-authorizing-adobe-digital-editions.html>
- Enter your Adobe ID and password, then click **Activate**
- Click **Finished** when Adobe finishes authorizing your computer

Authorize your eReader:

- Connect your eReader to your computer and select **Manage Library**
- Start Digital Editions
- If you were already using Digital Editions, restart it so that it will find your eReader and start the Device Setup Assistant
- Click **Authorize Device**
- Click **Finished** to complete the process

Other sources of useful information on downloading and authorising ADE:

- illustrated guide on the Kobo website: <https://help.kobo.com/hc/en-us/articles/360017814074-Add-eBooks-with-Adobe-Digital-Editions->
- video <https://youtu.be/AVKqKK-raKs?t=9>



Downloading eBooks to an eReader

Open Adobe Digital Editions and leave this running in the background

Open the Gloucestershire Libraries BorrowBox page:


<https://gloucestershire.borrowbox.com/>

OR

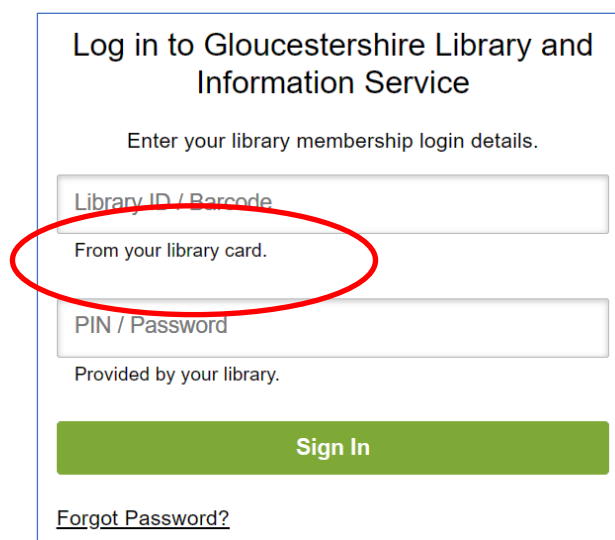
Open the Gloucestershire Libraries eBook and eAudiobook page and follow the link got the BorrowBox website:

<https://www.gloucestershire.gov.uk/libraries/digital-services-online-resources/ebooks-eaudiobooks-and-emagazines/>

1. Click on Sign In



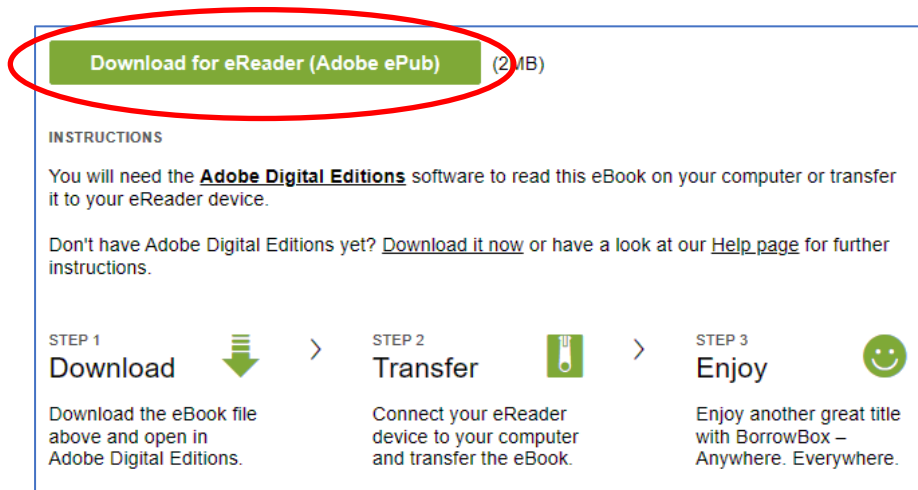
2. Enter your library card number and PIN

The image shows the login page for Gloucestershire Library and Information Service. The title is 'Log in to Gloucestershire Library and Information Service'. Below the title, it says 'Enter your library membership login details.' There are two input fields: 'Library ID / Barcode' and 'PIN / Password'. The 'Library ID / Barcode' field is circled in red. Below the fields is a green 'Sign In' button and a link for 'Forgot Password?'.

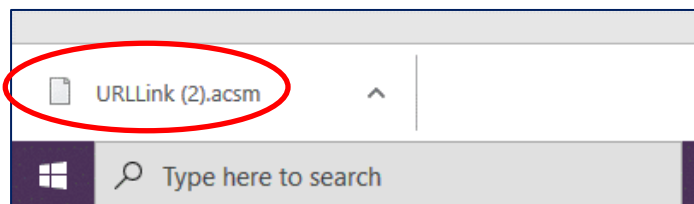
3. Search for the eBook you wish to borrow:

- a. Click on the Search icon aQ type in your search
- b. OR click on Advanced for more search options
- c. Or click on eBooks and browse through the options available

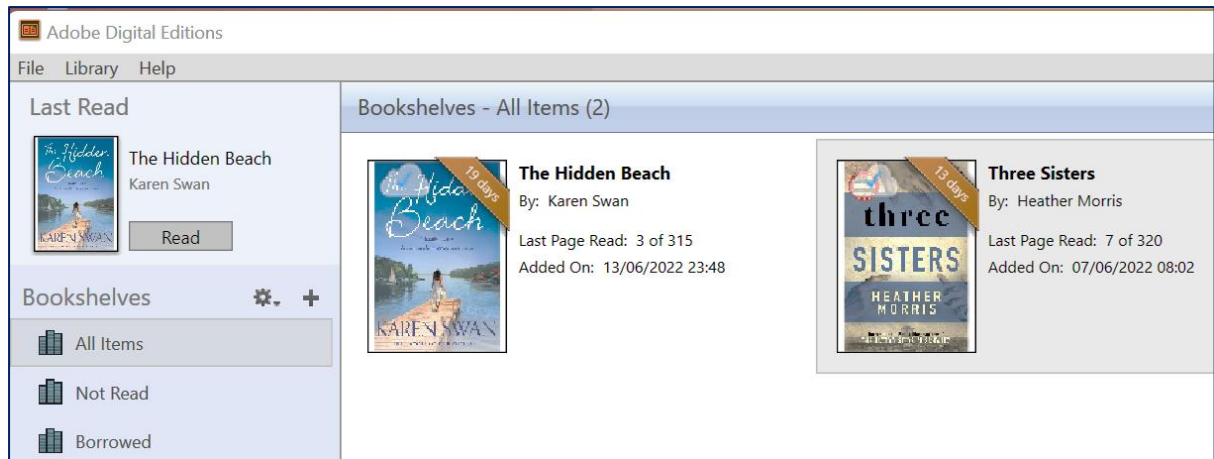
4. Once you have found a title, select Borrow
 - a. This option is available from the main screen
 - b. Or click on the title to view details of the title before borrowing
5. Click on confirm loan
6. Select Read now
7. Click on Download for eReader



8. The eAudiobook will download as an .acsm file

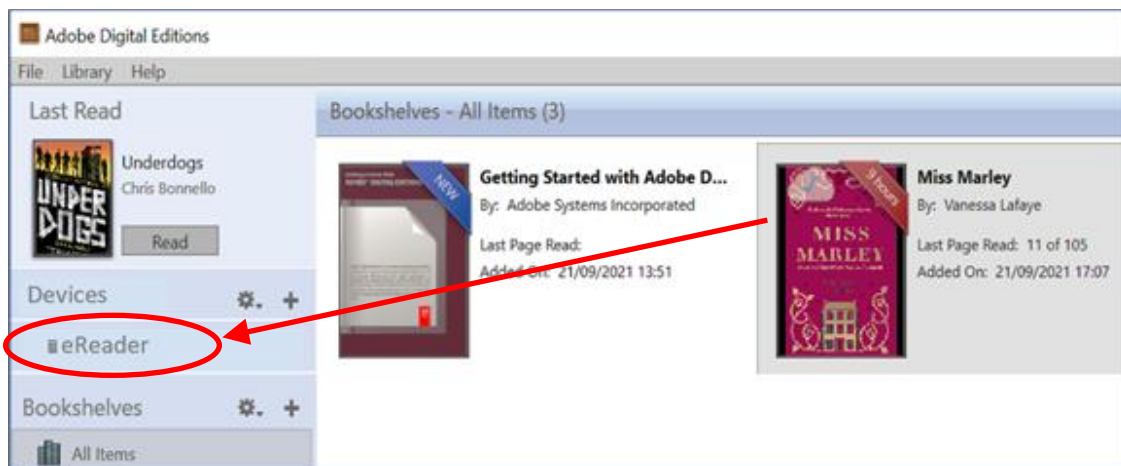


9. Open Adobe Digital Editions (ADE) and plug in your eReader
10. Double click on the downloaded file and this will load into ADE automatically.
11. Click on the library tab to view all view downloaded titles.



Transferring an eBook to an EReader

1. Open the "Library" view in ADE (click the Library button in the top-left corner, if this is not already the default view).
2. Drag and drop the eBook into your eReader (this should appear on the left under "Devices."



Additional support information

- illustrated guide on the Kobo website: <https://help.kobo.com/hc/en-us/articles/360017814074-Add-eBooks-with-Adobe-Digital-Editions->
- Videos:
 - Borrow & import eBooks into ADE: <https://youtu.be/AVKqKK-raKs?t=119>
 - Transferring eBooks to an eReader: <https://youtu.be/AVKqKK-raKs?t=304>