



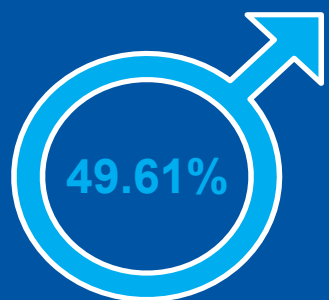
Mid-2024 138,598



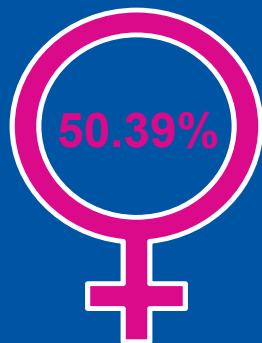
1.68% + 2,296 people

Between mid-2023 and mid-2024
(Mid-2023 136,302)

Sex split



Male



Female

Median age

38.7
years

Broad age groups



0-15
19.09%



16-64
64.03%



65+
16.88%

Components of change



+0.11%

Births - deaths

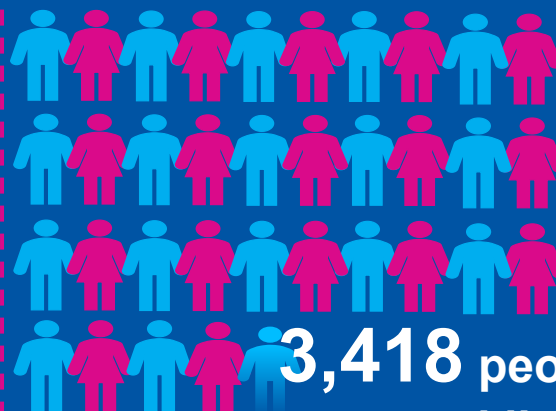


-0.25%
Internal
migration



+1.85%
International
migration

Population density



3,418 people per
square kilometre

District lens mid-2024:

Gloucester: 138,598	↑	1.68%
Stroud: 125,680	↑	0.98%
Cheltenham: 121,739	↑	0.73%
Tewkesbury: 101,949	↑	2.41%
Cotswold: 91,661	↑	0.16%
Forest of Dean: 89,753	↑	0.79%