




census

Stop 8: January

Making Sense of the Census



Stamp passport
here when
Destination is
Complete

Destination check list

Book onto session

Download / print
destination activity
pack and insert

Take part in
session

Complete activity
pack

Share on social
media





Fact File: The Census

A census is when a government gathers information about its population, such as by sending out a form to be filled in by each household.



This information then allows them to plan for the future, such as knowing who to tax or how much food they need to feed their people.


Here we have an example of the UK Census. This one was filled out on Sunday 6 June 1841

Can you read who was living in or visiting Buckingham Palace on this date?



Name of the Institution <u>Buckingham Palace</u>		1				Where Born	
NAMES of each Person who abode therein on the Night of Sunday, June 6th.	Age of Males.	Age of Females.	OCCUPATION. if any.			Whether Born in same County.	Whether Born in Scotland, Ireland, or Foreign Parts.
<i>The Queen</i>		20	✓			✓	
<i>Lt. Col. Prince Albert</i>	20		✓			✓	F
<i>The Prince's Royal</i>		6 months	✓			✓	
<i>Earl of Albemarle</i>	45		✓	Lord in Waiting		✓	
<i>George Thos. Hoppell</i>	40		✓	Groom in Waiting		✓	
<i>Edward Proctorius</i>	30		✓	Secretary to L. Col. Prince Albert		✓	
<i>Thomas Patchelor</i>	55		✓	Page of the Backstairs		✓	
<i>Augustus Fred. Gerding</i>	40		✓	Page of the Backstairs		✓	
<i>William Peel</i>	30		✓	Page of the Presence		✓	
<i>George Wakeley</i>	50		✓	Queen's Messenger		✓	
<i>Thomas Hill</i>	40		✓	Queen's Messenger		✓	
<i>Isaac Bent</i>	30		✓	Vallet		✓	F
<i>Andrew Dehler</i>	30		✓	Vallet to L. Col. Prince Albert		✓	
<i>Thomas Cooper</i>	25		✓	Vallet		✓	
<i>Charles Woolger</i>	30		✓	Vallet		✓	
<i>James Woods</i>	30		✓	Vallet		✓	
<i>Joseph Martin</i>	35		✓	Cabinet Maker		✓	
<i>Charles Bender</i>	20		✓	Sergeant to L. Col. Prince Albert		✓	F
<i>Henry Lawley</i>	25		✓	Sergeant to L. Col. Prince Albert		✓	
<i>William Sheppard</i>	45		✓	Footman		✓	
<i>John Wilde</i>	40		✓	Footman		✓	
<i>William Weightman</i>	40		✓	Footman		✓	
<i>Robert Penwick</i>	40		✓	Footman		✓	
<i>James Allen</i>	20		✓	Footman		✓	
<i>Charles Knott</i>	60		✓	Livery Porter		✓	
TOTAL in Page 1		23	2				


Today's date is.....

[illegible]

Now try filling in your own census. Remember, you are including everyone who is living in or visiting your household on today's date.

My Census House

Today's date is.....



Draw your house and everyone who is either living there or visiting on today's date.
For extra detail, label each person with a few details about them.

Make a Timeline



A timeline is a fun way to show all the important things which have happened in your life so far. And also what might happen in the future!

What you need

- A piece of A4 paper
- A pencil
- Ruler
- Rubber
- Pen




What to do

- Using the ruler or the edge of a book, draw a line through the middle of the page
- At the beginning of the line, write that you were born
- At about the halfway point, write today's date


Now start adding in important things that have happened in your life. You could include:

- 1 When brothers and sisters were born
- 2. When you started and finished schools
- 3. Family holidays
- 4. Events you remember
- You could also add in important world events




The future!

- Now add what you think might happen in the future.



Dont forget to send us in a picture of the timeline that you make

My VIP tree of people that are important to me



You could do a tree like this one to show people (and maybe pets) who are important in your life. They could be friends, neighbours, teachers, helpers or people in your family. Put yourself at the bottom of the 'trunk' and the people who are most important in the 'branches' of the tree. Other people can be the 'leaves'.