



**Gloucestershire**  
COUNTY COUNCIL

# **Annual Parking Report 2022/23**

## **Index**

- 1. Civil Parking Enforcement**
- 2. Pay & Display and Permit Parking**
- 3. Bus Lane Enforcement**
- 4. Challenges and Representations**
- 5. Enforcement Agents**
- 6. Blue Badge Fraud**
- 7. Income and Expenditure**



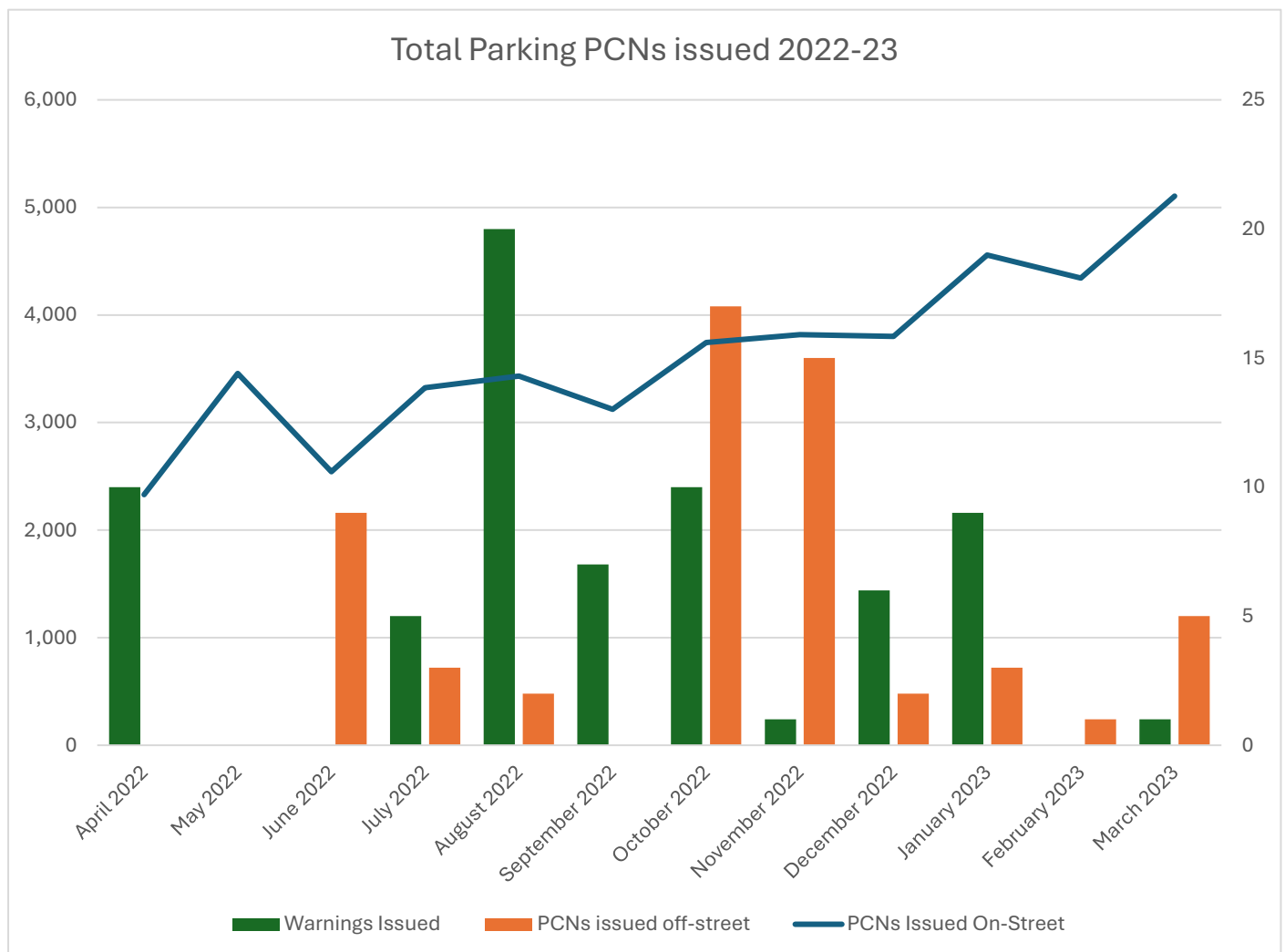
## 1. Civil Parking Enforcement

GCC currently manage parking enforcement throughout the county via a contract with NSL. The contract with NSL commenced on 01st April 2020. Key performance indicators are in place to ensure that contractual obligations are being met.

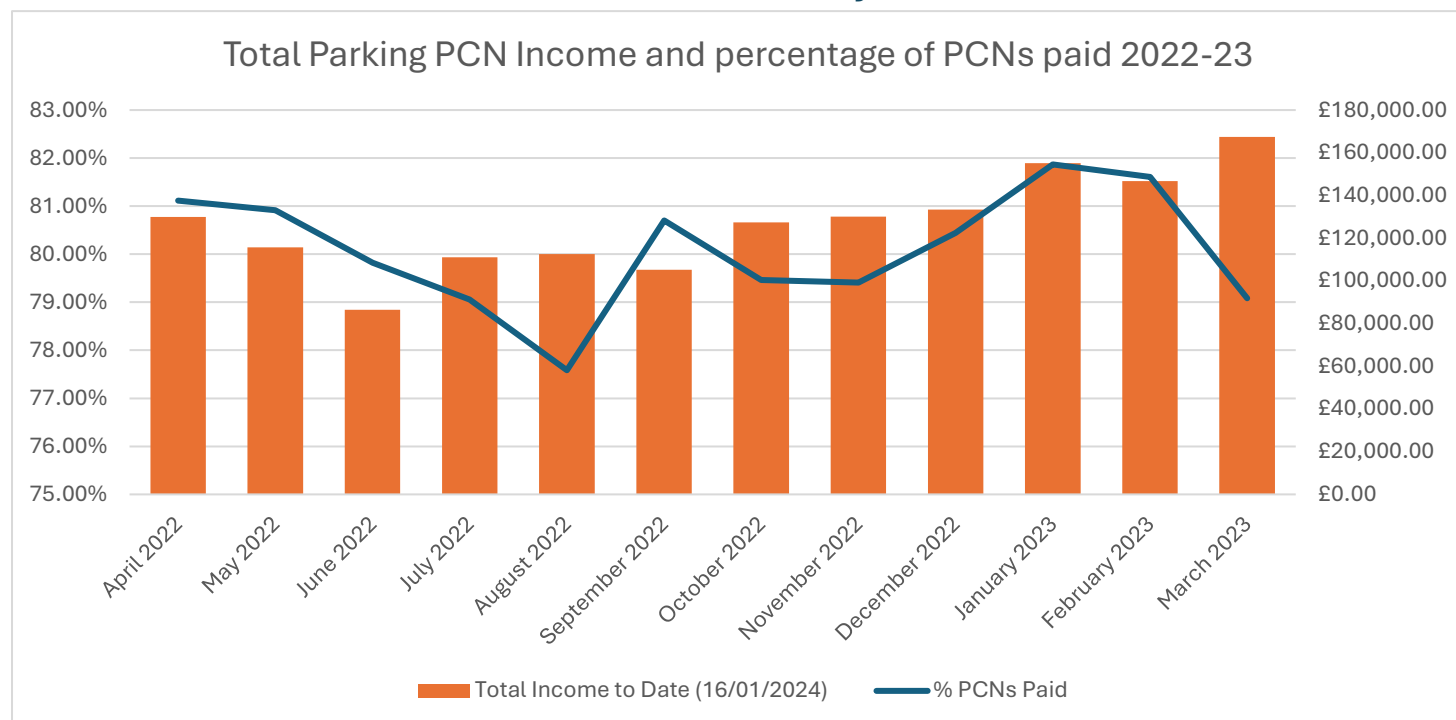
### KEY DELIVERABLES OF CONTRACT

- The deployment of CEOs on street
- Bus lane contravention enforcement
- The management of on street pay and display equipment
- Installation and maintenance of signs and lines
- Managing suspensions

**[Figure 1] below shows the amount of parking PCNs issued in the financial year 2022/23:**



**[Figure 2] below shows the total income from parking PCNs and % paid for PCNs issued in in the financial year 2022/23:**



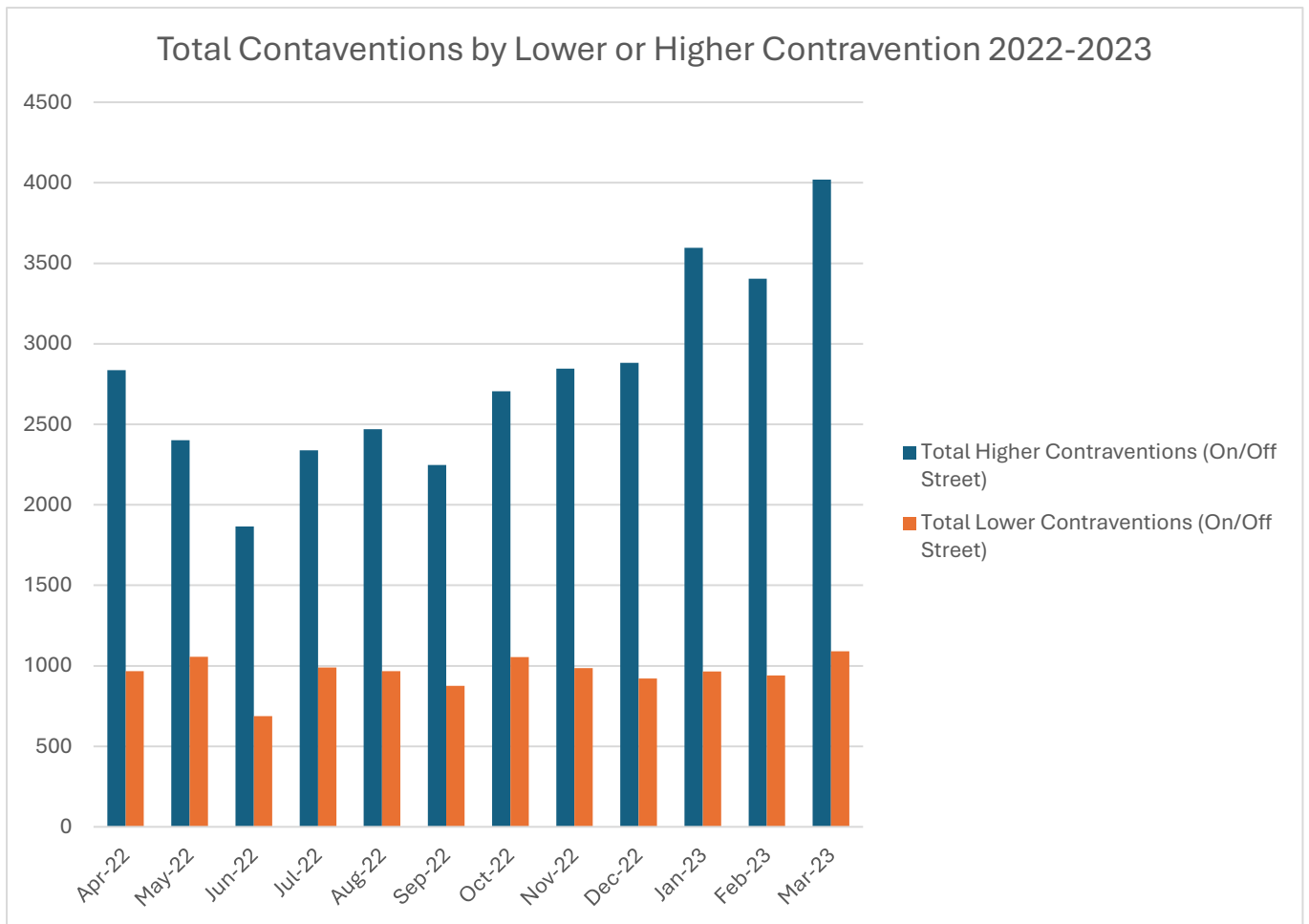
**Please note that this report was run on 16<sup>th</sup> January 2024, the income relating to PCNs paid will change as more payments are received.**

**[Table 1] shows the numbers of contraventions, on and off street, and % of PCNs paid in in the financial year 2022/23**

Contravention month	On Street	Off Street	Total	Warnings Issued	% PCNs Paid	Total Income (as of 16/01/2024)
April 2022	3,802	0	3,802	10	81.12%	£130,001.17
May 2022	3,458	0	3,458	0	80.91%	£115,671.17
June 2022	2,543	9	2,552	0	79.82%	£86,440.00
July 2022	3,325	3	3,328	5	79.06%	£111,051.58
August 2022	3,433	2	3,435	20	77.58%	£112,550.00
September 2022	3,124	0	3,124	7	80.70%	£105,186.00
October 2022	3,743	17	3,760	10	79.47%	£127,325.00
November 2022	3,817	15	3,832	1	79.41%	£130,070.00
December 2022	3,802	2	3,804	6	80.44%	£133,346.00
January 2023	4,558	3	4,561	9	81.87%	£155,125.00
February 2023	4,343	1	4,344	0	81.61%	£146,680.00
March 2023	5,105	5	5,110	1	79.08%	£167,385.00
<b>Total</b>	<b>43,581</b>	<b>57</b>	<b>43,638</b>	<b>69</b>	<b>80.13%</b>	<b>£1,520,830.92</b>

**Please note that this report was run on 16<sup>th</sup> January 2024, the income relating to PCNs paid will change as more payments are received.**

**[Figure 2] below shows the amount of on street PCNs issued by higher or lower contravention in relation to the financial year 2022/23:**



**[Table 2] below shows the amount of on street PCNs issued by higher or lower contravention in relation to the financial year 2022/23:**

	Higher Contravention on Street	Lower Contravention on Street	Higher Contravention Off Street	Lower Contravention Off Street	Total Higher Contraventions (On/Off Street)	Total Lower Contraventions (On/Off Street)
<b>Apr-22</b>	2836	966	0	0	2836	966
<b>May-22</b>	2402	1056	0	0	2402	1056
<b>Jun-22</b>	1864	679	1	8	1865	687
<b>Jul-22</b>	2338	987	0	3	2338	990
<b>Aug-22</b>	2469	964	0	2	2469	966
<b>Sep-22</b>	2248	876	0	0	2248	876
<b>Oct-22</b>	2706	1037	0	17	2706	1054
<b>Nov-22</b>	2846	971	0	15	2846	986
<b>Dec-22</b>	2882	920	0	2	2882	922
<b>Jan-23</b>	3596	962	0	3	3596	965
<b>Feb-23</b>	3404	939	0	1	3404	940
<b>Mar-23</b>	4020	1085	0	5	4020	1090
<b>Total</b>	<b>33611</b>	<b>11442</b>	<b>1</b>	<b>56</b>	<b>33612</b>	<b>11498</b>



## 2. Pay and Display & Permit Parking

### On-Street Parking Provision

A link to detailed maps showing permit areas can be found here:

<https://www.gloucestershire.gov.uk/parking/permit-information/permit-zone-maps/>



## Pay and Display (On & Off Street)

Gloucestershire County Council completed an upgrade to all on-street pay and display machines, which accept chip and pin and contactless card payments only, removing the option to make payment by cash/coin. This rollout was completed over the Summer of 2022 and was completed before the end of September.

Further information and how they work can be found on our website: <https://www.gloucestershire.gov.uk/parking/pay-and-display-parking/pay-and-display-machine-upgrade/>

**[Table 4] below shows cash collected and banked from pay and display machines and the cashless MiPermit system for in the financial year 2022/23 (all Cash P&D transactions ceased prior to September 2022).**



	Cash/Card Only	Cashless	Total	Cash/Card %	Cashless %
<b>April 2022</b>	£82,451.60	£89,531.56	£ 171,983.16	48%	52%
<b>May 2022</b>	£82,961.40	£105,954.77	£ 188,916.17	44%	56%
<b>June 2022</b>	£86,590.55	£102,570.80	£ 189,161.35	46%	54%
<b>July 2022</b>	£90,174.03	£93,201.26	£ 183,375.29	49%	51%
<b>August 2022</b>	£104,882.90	£82,149.64	£ 187,032.54	56%	44%
<b>September 2022</b>	£94,542.49	£82,263.89	£ 176,806.38	53%	47%
<b>October 2022</b>	£109,108.92	£96,627.28	£ 205,736.20	53%	47%
<b>November 2022</b>	£102,201.38	£89,790.10	£ 191,991.48	53%	47%
<b>December 2022</b>	£115,615.69	£95,734.54	£ 211,350.23	55%	45%
<b>January 2023</b>	£98,488.37	£84,307.88	£ 182,796.25	54%	46%
<b>February 2023</b>	£103,502.23	£77,830.09	£ 181,332.32	57%	43%
<b>March 2023</b>	£113,380.61	£88,996.24	£ 202,376.85	56%	44%
<b>TOTAL</b>	<b>£1,183,900.17</b>	<b>£1,088,958.05</b>	<b>£ 2,272,858.22</b>	<b>52%</b>	<b>48%</b>

St George's West Car Park opened in July 2022 and is available to use at weekends and bank holidays, during the week the car park is not available for public use.

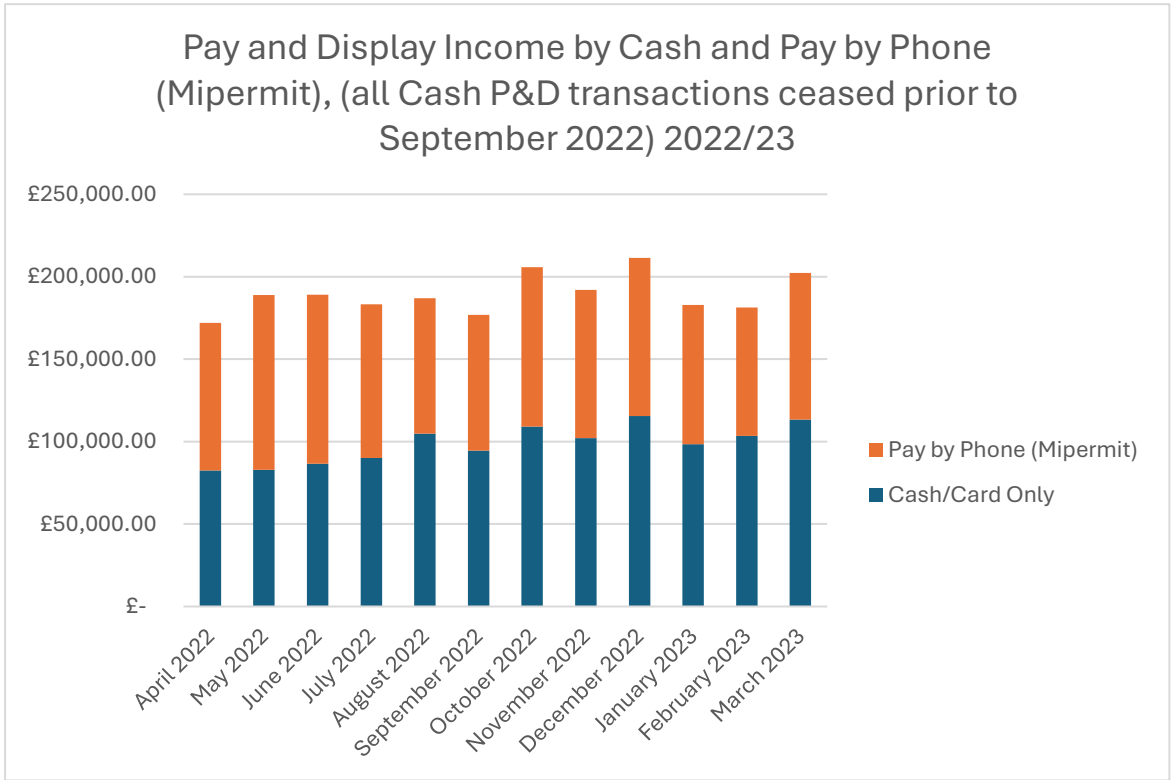
The car park provides excellent access to the shopping areas in Montpellier and The Promenade as well as being within walking distance of Cheltenham's many other attractions.

Parking is available 8am to 8pm on Saturdays; 10am to 8pm on Sundays and bank holidays. Outside of these hours parking is not available, and the car park will be closed and the barrier closed.



## Pay By Phone (Mipermit) Parking

[Figure 3] below shows the amount of income collected and banked by month, showing the split of Cash/Card Only and Pay by Phone (Mipermit) in the financial year 2022/23:

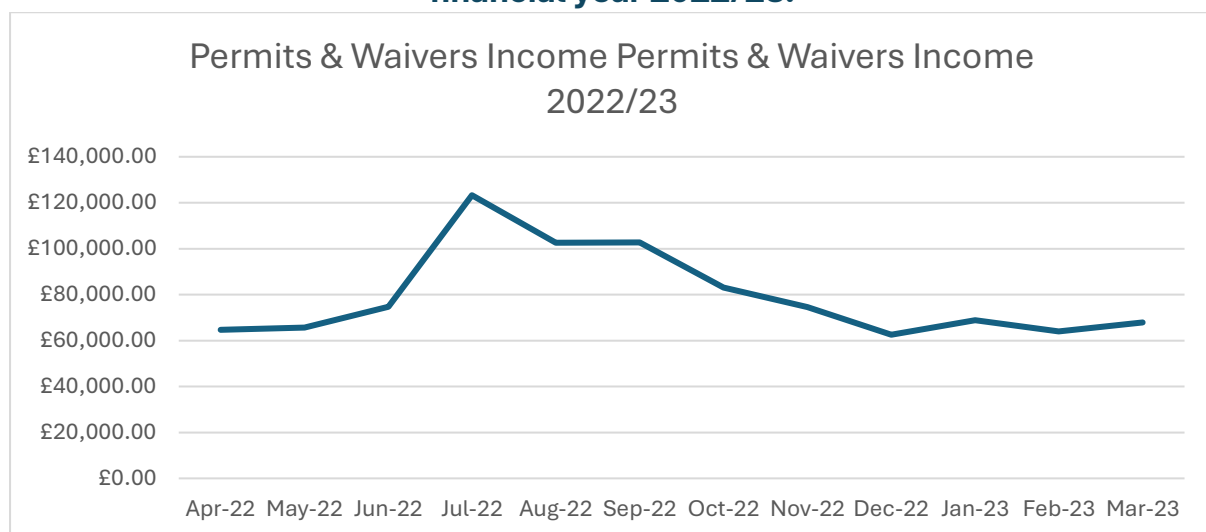


## Permits

[Table 5] below is table shows income received, by month, in relation to permits, waivers and other income in the financial year 2022/23:

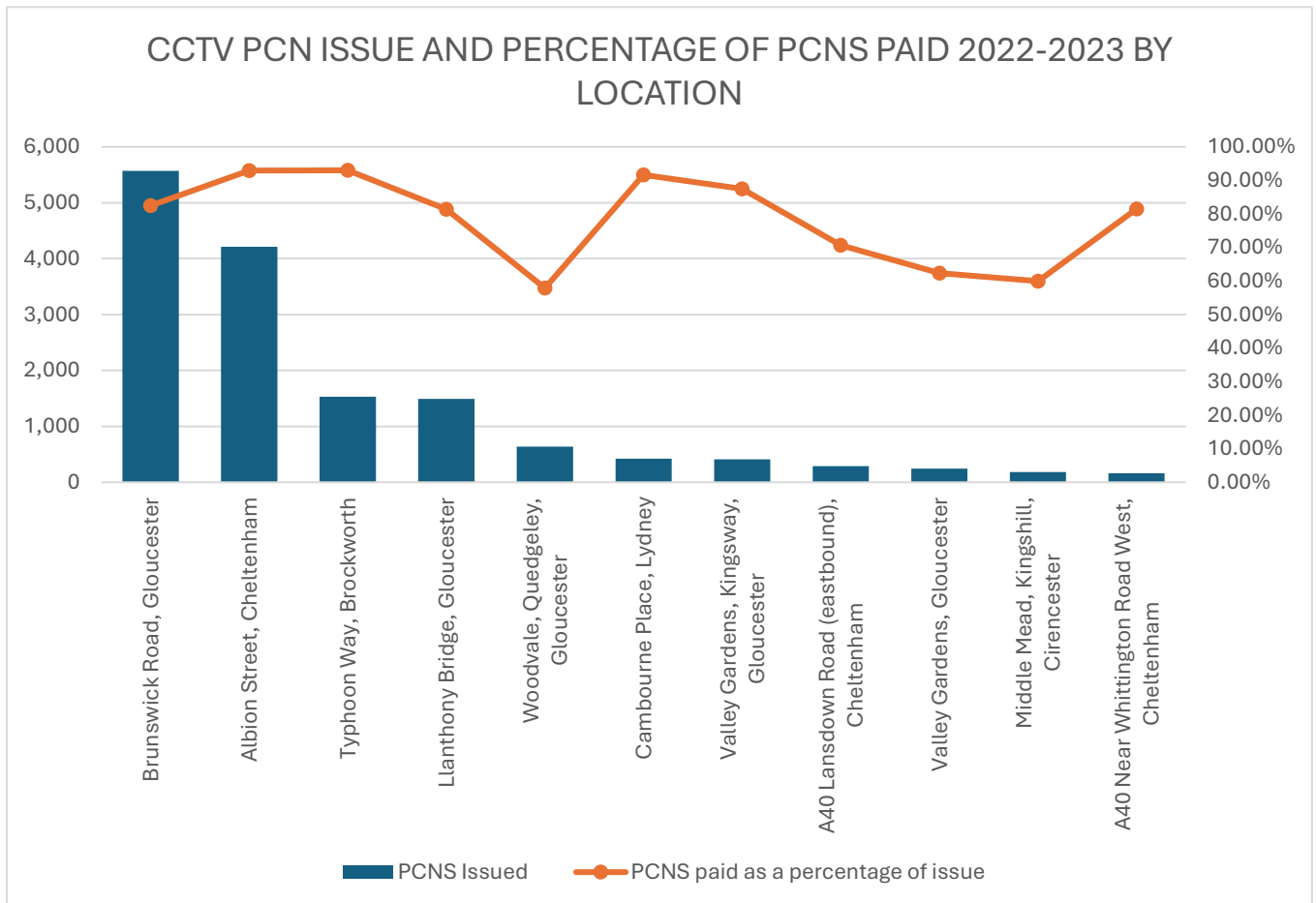
	Permits Waivers and Vouchers 2022/23
Apr-22	£64,638.75
May-22	£65,637.55
Jun-22	£74,762.60
Jul-22	£123,268.50
Aug-22	£102,644.55
Sep-22	£102,781.20
Oct-22	£83,062.45
Nov-22	£74,546.05
Dec-22	£62,542.70
Jan-23	£68,897.70
Feb-23	£63,953.85
Mar-23	£67,817.45
Total	£954,553.35

[Figure 4] below is a graph showing permit, waiver and vouchers for the financial year 2022/23.



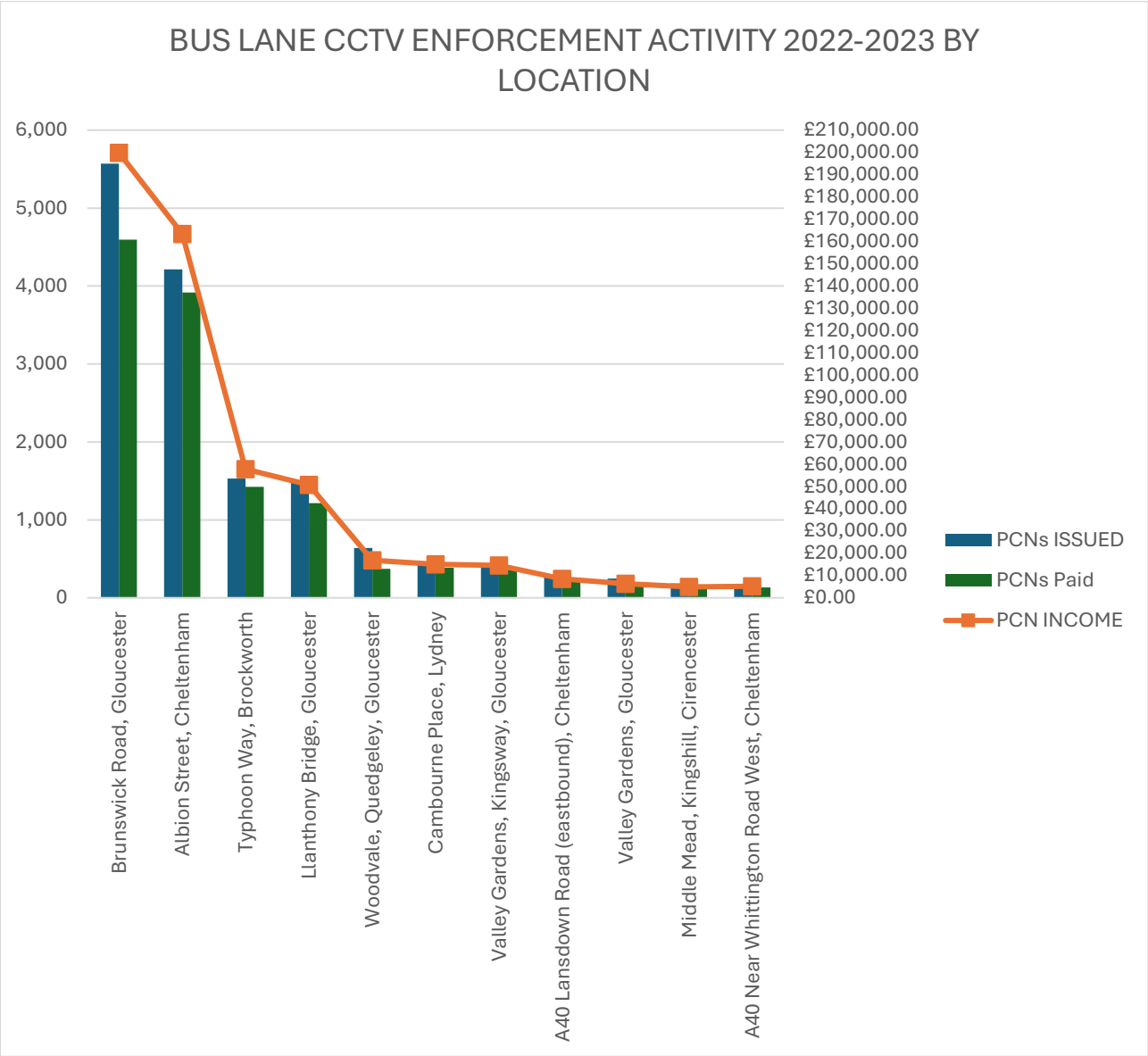
### 3. Bus Lane Enforcement

**[Figure 5] CCTV PCN issue and % of PCNs Paid in the financial year 2022-23 by Location**



**Please note that this report was run on 16<sup>th</sup> January 2024, the income relating to PCNs paid will change as more payments are received.**

**[Figure 6] shows the numbers of PCNs issued and value of PCNs recovered by location for the period in the financial year 2022/23.**



**Please note that this report was run on 16<sup>th</sup> January 2024, the income relating to PCNs paid will change as more payments are received.**

**[Table 7] shows the numbers of PCNs issued by location in the financial year 2022/23**

<b>BUS LANE</b>	<b>PCNs ISSUED</b>	<b>£ (#/%) Paid</b>	<b>AMOUNT PAID</b>	<b>INCOME (To Date - 16/01/2024)</b>
Brunswick Road, Gloucester	5,569	82.51%	4,595	£199,848.00
Albion Street, Cheltenham	4,214	92.98%	3,918	£163,389.00
Guan Road (Typhoon Way), Brockworth	1,530	93.01%	1,423	£57,767.00
Llanthony Road, Gloucester	1,492	81.43%	1,215	£50,684.00
Woodvale, Gloucester	639	57.90%	370	£16,867.00
Cambourne Place, Lydney	421	91.69%	386	£15,120.00
Valley Gardens (School), Gloucester	409	87.53%	358	£14,541.00
A40 Lansdown Road (eastbound), Cheltenham	290	70.69%	205	£8,481.00
Valley Gardens (A38 Bridge), Gloucester	247	62.35%	154	£6,379.00
Middle Mead, Cirencester	185	60.00%	111	£4,916.00
A40 Cheltenham - Near Whittington Road, West	162	81.48%	132	£5,158.00
<b>Total</b>	<b>15,158</b>	<b>84.89%</b>	<b>12,867</b>	<b>£543,150.00</b>

**Please note that this report was run on 16<sup>th</sup> January 2024, the income relating to PCNs paid will change as more payments are received.**



## 4. Challenges and Representations

The table below shows the number of challenges and representations received for the 2022-23 period and as a percentage of issue for on and off-street parking contraventions.

**[Table 8] Challenges & Representations Parking in the financial year 2022-23.**

Challenges and Representations	Yearly Totals	Challenges and Representations as a % of total PCNs issued
Rejection Pre Notice to Owner (NTO)	3832	8.79%
Acceptance Pre Notice to Owner (NTO)	2844	6.53%
Rejection Post NTO	381	0.87%
Acceptance Post NTO	293	0.67%
Total PCNs issued	43,638	

The table below shows the representations received for the 2022-23 period and as a percentage of issue for bus lane contraventions.

**[ Table 9] Challenges and Representations Bus Lanes in the financial year 2022-23**

Challenges and Representations	Yearly Totals	Challenges and Representations as a % of total PCNs issued
Rejection Post NTO	371	2.45%
Acceptance Post NTO	742	4.90%
Total PCNs issued	15,158	

The tables below show the number of PCN cases that were submitted to Traffic Penalty Tribunal (TPT) for the financial year 2022-23.

**[Table 10] On street PCN's**

Stage	Yearly Totals
No Contest	1
Appeals rejected	24
Appeals Allowed	6
Total Submitted to TPT	31

**[Table 11] Bus Lane PCN's**

Stage	Yearly Totals
No Contest	0
Appeals rejected	10
Appeals Allowed	5
Total Submitted to TPT	15

**[ Table 12] TPT overview**

Total PCNS issued		Total Cases to TPT		Appeals as a % of Total PCNs issued	
On Street	Bus Lane	On Street	Bus Lane	On Street	Bus Lane
<b>43,638</b>	15,158	31	15	0.07%	0.10%

## **5. Enforcement Agents**

The council continued with its Breathing Space scheme in relation to debtors who are struggling financially or with serious mental health challenges.

In the financial year 2022/23 the council received 27 notifications relating to parking from debtors to enter breathing space, these were all granted.

## **6. Blue Badge Fraud**

The contract continued with the new model is delivered in house by the council being jointly managed by Trading Standards and the Parking Team.

### **2022/23 Cases**

The table below is based on the incident date. The cases not prosecuted were due to reasons such as lack of evidence and prosecution not being within the public interest.

**[ Table 13 ] Blue Badge Fraud Investigation Outcomes in the financial year 2022-23.**

<b>Blue Badge Fraud Investigation Outcomes</b>	<b>No. cases</b>
Total prosecuted	8
Total not prosecuted	26
Total cases awaiting court date	0
Caution issued	3
Total incidents	37

## **7. Total Income & Expenditure**

Below is the total income and expenditure in relation to parking for the financial year 2022-23

**[Table 14] Income and Expenditure 2022-23.**

<b>Cost Elements</b>	<b>Act. Costs</b>
Employee Related	395,847
Premises Related	-
Transport Related	555
Supplies and Services	202,213
Third Party Payments	1,959,304
Support Services	9,553
Depreciation & Impairment Losses	-
Inter GCC Transfers	7,287
<b>Expenditure</b>	<b>2,574,759</b>
<b>Income</b>	<b>- 5,971,489</b>
<b>Debit</b>	<b>- 3,396,730</b>
<b>Over/Under-absorption</b>	<b>- 3,396,730</b>