



Mid-2047 150,522



22.15%+ 27,297 people

Between mid-2022 and mid-2047

(Mid-2022 123,225)

Components of change



-9.67%

**Births – deaths
(natural change)**



+32.80%

**Internal
migration**



+0.82%

**International
migration**

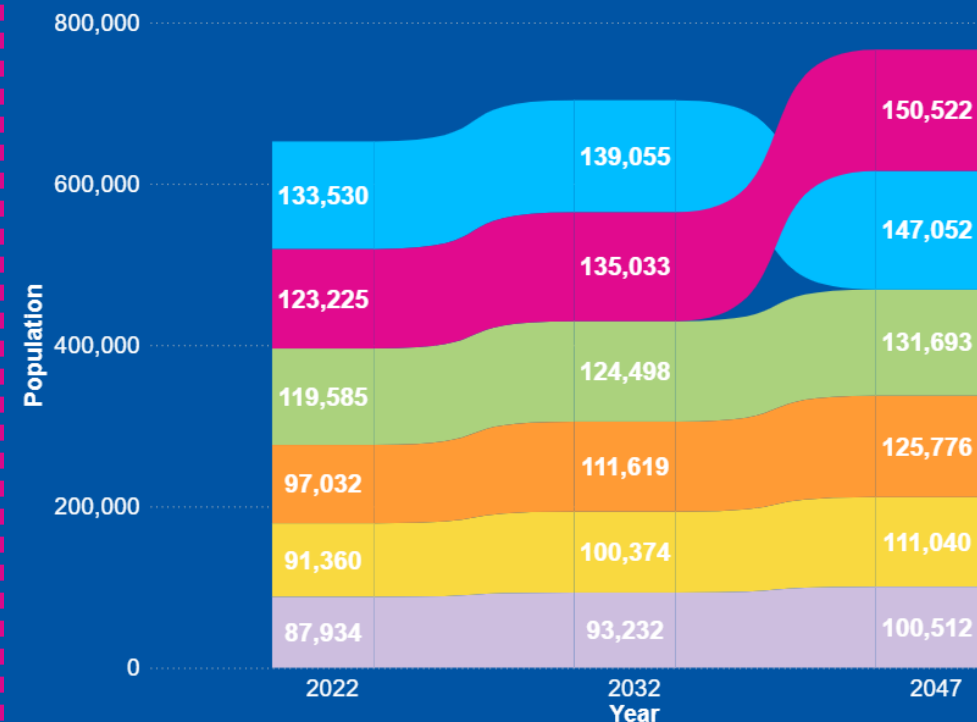


-1.83%

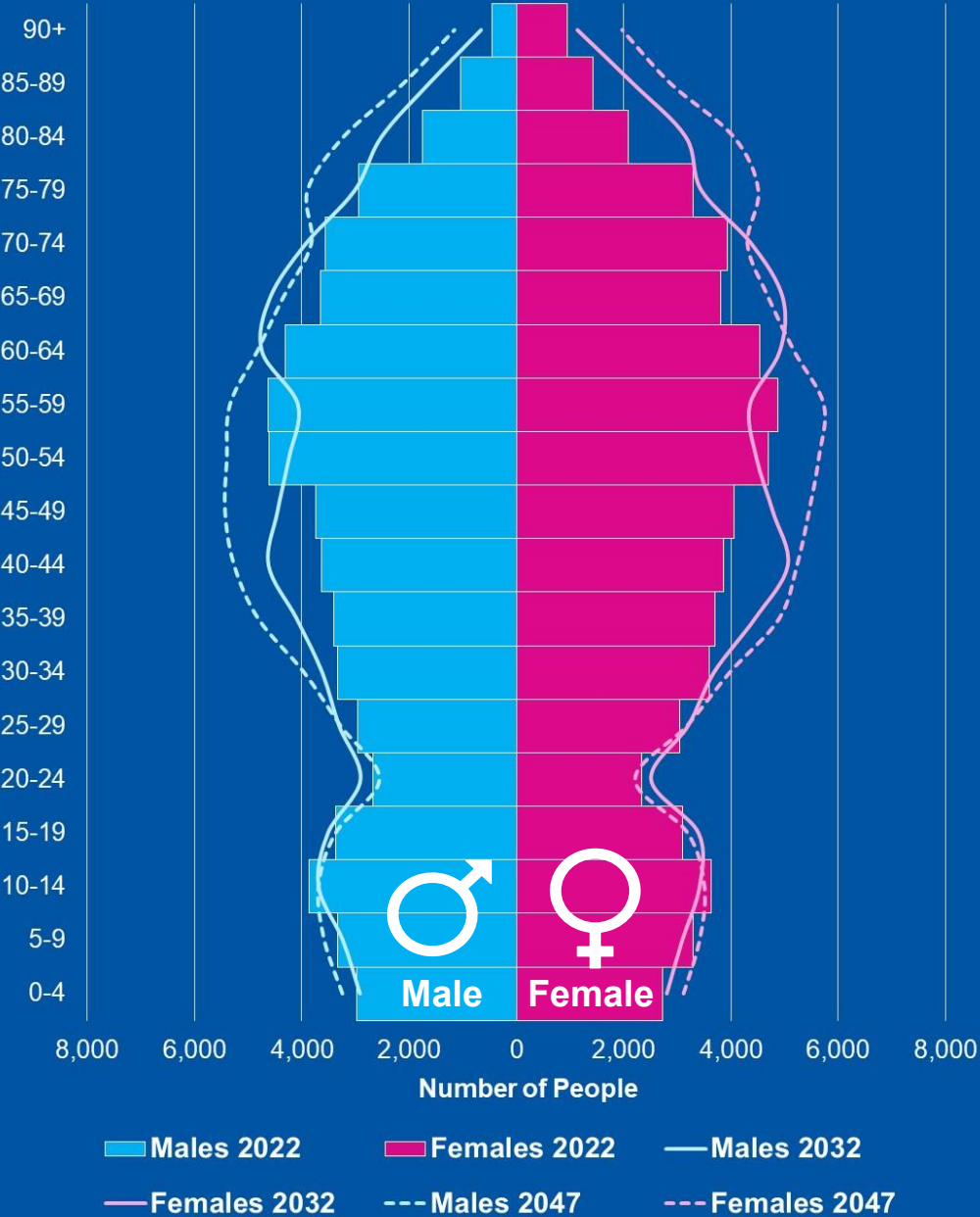
**Cross border
migration**

District lens

District ● Cheltenham ● Cotswold ● Forest of Dean ● Gloucester ● Stroud ● Tewkesbury



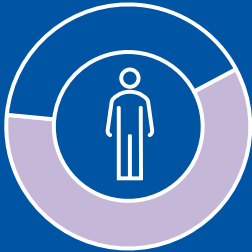
Stroud Population Profile



Broad age groups 2022



0-15
17.24%



16-64
59.30%




65+
23.45%



3.61% increase in the number of 0-15 year olds, 2022-2047



Broad age groups 2047



0-15
14.62%



16-64
58.14%



65+
27.24%



19.75% increase in the number of 16-64 year olds, 2022-2047



41.84% increase in the number of 65+ year olds, 2022-2047