



Mid-2047 100,512



14.30%+ 12,578 people

Between mid-2022 and mid-2047
(Mid-2022 87,934)

Components of change



-12.25%

**Births – deaths
(natural change)**




+28.98%

**Internal
migration**



+1.51%

**International
migration**

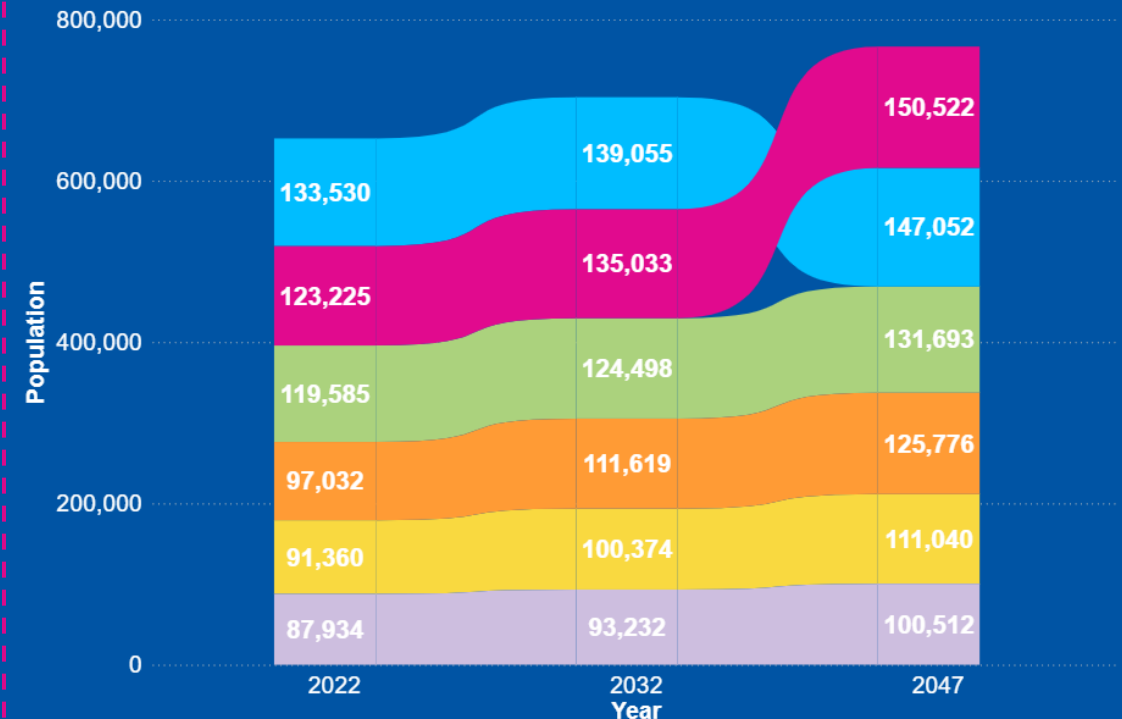


-3.87%


**Cross border
migration**

District lens

District ● Cheltenham ● Cotswold ● Forest of Dean ● Gloucester ● Stroud ● Tewkesbury



Forest of Dean Population Profile



Broad age groups 2022



0-15
16.01%




16-64
58.68%



65+
25.31%



Broad age groups 2047



0-15
13.33%



16-64
57.35%



65+
29.32%



4.88% decline in the number of 0-15 year olds, 2022-2047



11.72% increase in the number of 16-64 year olds, 2022-2047



32.43% increase in the number of 65+ year olds, 2022-2047