

| | |
|---|----|
| Badgeworth (Holy Trinity) | 3 |
| Badminton, Great | 5 |
| Bagendon (St Margaret) | 7 |
| Barnsley (St Mary the Virgin) | 9 |
| Barnwood (St Lawrence) | 11 |
| Barrington, Great | 13 |
| Barrington, Little | 15 |
| Batsford (St Mary) | 17 |
| Baunton (St Christopher) | 19 |
| Beachley (St John) | 21 |
| Beckford (St John the Baptist) | 23 |
| Berkeley (St Mary) | 24 |
| Beverstone (St Mary) | 26 |
| Bibury (St Mary) | 28 |
| Bicknor, English | 30 |
| Birdlip (St Mary-in-Hamlet) | 32 |
| Bishop's Cleeve (St Michael) | 34 |
| Bishop's Cleeve: Cleeve Hill (St Peter) | 36 |
| Bisley (All Saints) | 38 |
| Bitton (St Mary) | 40 |
| Blaisdon (St Michael) | 42 |
| Blakeney (All Saints) | 44 |
| Bledington (St Leonard) | 46 |

Blockley (St. Peter & Paul)48

Boddington (St Mary Magdalen).....50

Bourton-on-the-Hill (St Lawrence).....52

Bourton-on-the-Water (St Lawrence)54

Boxwell with Leighterton (St Mary)56

Bream (St James)58

Brimpsfield (St Michael)60

Brimscombe (Holy Trinity)62

Bristol (Various Parishes).....64

Broadwell (St Paul).....66

Brockworth (St George).....68

Bromsberrow (St Mary)70

Brookthorpe (St Swithin)72

Buckland (St Michael)74

Bulley (St Michael)76

Bussage (St Michael and All Angels)78

Badgeworth, Holy Trinity (registers start from 1559)

Badgeworth is an ancient parish in the Diocese of Gloucester; it has been united with Shurdington since 1933.

Parish registers on Ancestry:

For most parishes, you can see digital images of registers of baptisms and confirmations up to the end of 1913, marriages and banns up to the end of 1938, and burials up to the end of 1988 via the Ancestry website. All the registers on Ancestry have been indexed and can be accessed from the website by name or by place. (You can also access most registers of confirmations up to and including 1913 via the Ancestry website)



Parish registers at Gloucestershire Archives

We may also hold later or additional registers which have not been digitised. You can find details of **all the parish registers we currently hold for Badgeworth** by searching our online catalogue for finding reference **P31/IN/1**. Once you have got your hitlist, make sure you see the full catalogue entry for each register of interest by clicking on its finding reference (to the left of the entry). The full catalogue entry will tell you whether or not the register has been digitised by Ancestry. If you are interested in a register which has not been digitised by Ancestry, you will need to visit us to access it. The catalogue entry will tell you whether you can see the register on microfilm/microfiche, or whether you will need to pre-order the original register to view in the searchroom.

Bishops' Transcripts (contemporary copies of the parish registers sent to the Bishop)

These survive for Badgeworth for the years: 1570-79, 1609-10, 1612-13, 1616-18, 1620-23, 1625, 1629, 1637-38, 1640, 1670, 1672, 1674-81, 1683-93, 1695-96, 1698-99, 1705-06, 1708, 1710, 1712-21, 1726-32, 1734-35, 1737-44, 1747-1812, 1813-1859

You can see digital images of these documents via the Ancestry website. They have been indexed and can be accessed by name or place.

You can access the Ancestry website for free from Gloucestershire Archives or any Gloucestershire Library with wi-fi, or from home with a subscription to www.ancestry.co.uk

Need some help to find what you're looking for? Try these:

| | |
|---|---|
| Gloucestershire Family History Society Marriage Index | Covers ALL marriages in Gloucestershire 1800-1837 |
|---|---|

| | |
|--------------------------|---|
| Monumental inscriptions: | Pre-1791, in Bigland's 'Historical, Monumental and Genealogical Collections relative to the county of Gloucester' 1985 WI Survey (D5102/1) |
|--------------------------|---|

Not in the Parish Registers? Try:

| | |
|---------------------------|---|
| Non Conformist Registers: | There are no non-conformist records for Badgeworth deposited. But try Churchdown (Methodist) or Gloucester non-conformist churches <u>See Non-Conformist Guide</u> |
|---------------------------|---|

| | |
|------------------------|--|
| Neighbouring parishes: | Try Brockworth, Churchdown, Up Hatherley, Shurdington, Great Witcombe, Cowley, or Coberley (See Map) Also consider Gloucester. |
|------------------------|--|

Want to know more?

Take a look at our research mini guides: Parish Registers (research mini guide 4), Bishops Transcripts (research mini guide 11), Marriage Licences (research mini guide 17), Marriage Indexes (research mini guide 28), Civil Certificates (research mini guide 24), Graves (research mini guide 27), Civil Cemeteries (research mini guide 2), Non-conformist Records (research mini guide 3)

Our wide range of research mini guides have been compiled by experts to help you find, use and understand key records. You can find them on site and online.

Badminton, Great

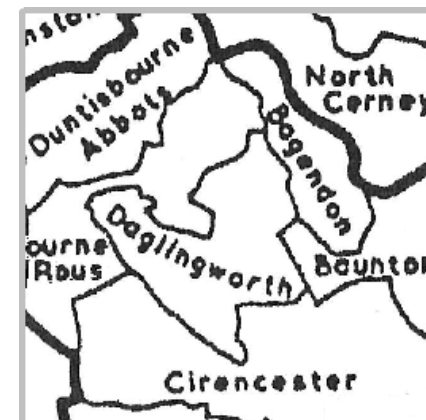
See **Great Badminton**

Bagendon, St Margaret (registers start from 1630)

Bagendon is an ancient parish in the Diocese of Gloucester.

Parish registers on Ancestry:

For most parishes, you can see digital images of registers of baptisms and confirmations up to the end of 1913, marriages and banns up to the end of 1938, and burials up to the end of 1988 via the Ancestry website. All the registers on Ancestry have been indexed and can be accessed from the website by name or by place. (You can also access most registers of confirmations up to and including 1913 via the Ancestry website)



Parish registers at Gloucestershire Archives

We may also hold later or additional registers which have not been digitised. You can find details of **all the parish registers we currently hold for Bagendon** by searching our online catalogue for finding reference **P33/IN/1**. Once you have got your hitlist, make sure you see the full catalogue entry for each register of interest by clicking on its finding reference (to the left of the entry). The full catalogue entry will tell you whether or not the register has been digitised by Ancestry. If you are interested in a register which has not been digitised by Ancestry, you will need to visit us to access it. The catalogue entry will tell you whether you can see the register on microfilm/microfiche, or whether you will need to pre-order the original register to view in the searchroom.

Bishops' Transcripts (contemporary copies of the parish registers sent to the Bishop)

These survive for Bagendon for the years: 1577-79, 1608, 1612-13, 1617-18, 1620, 1622-26, 1630-31, 1637-39, 1670, 1675, 1677, 1679-81, 1683-1719, 1721-23, 1725-31, 1734-38, 1740-45, 1747-56, 1758-1801, 1805, 1807-12, 1813-1859

You can see digital images of these documents via the Ancestry website. They have been indexed and can be accessed by name or place.

You can access the Ancestry website for free from Gloucestershire Archives or any Gloucestershire Library with wi-fi, or from home with a subscription to www.ancestry.co.uk

Need some help to find what you're looking for? Try these:

| | |
|---|---|
| Gloucestershire Family History Society Marriage Index | Covers ALL marriages in Gloucestershire 1800-1837 |
|---|---|

| | |
|--------------------------|---|
| Monumental inscriptions: | Pre-1791, in Bigland's 'Historical, Monumental and Genealogical Collections relative to the county of Gloucester' |
|--------------------------|---|

Not in the Parish Registers? Try:

| | |
|---------------------------|--|
| Non Conformist Registers: | There are no non-conformist records for Bagendon deposited. But try: Cirencester (Baptist, Congregational, Methodist, Quaker, Unitarian); Duntisbourne Abbots (Methodist); Daglingworth (Methodist); North Cerney (Methodist) <u>See Non-Conformist Guide</u> |
|---------------------------|--|

| | |
|------------------------|--|
| Neighbouring parishes: | Try Duntisbourne Abbots, Duntisbourne Rous, North Cerney, Baunton or Cirencester (See Map) |
|------------------------|--|

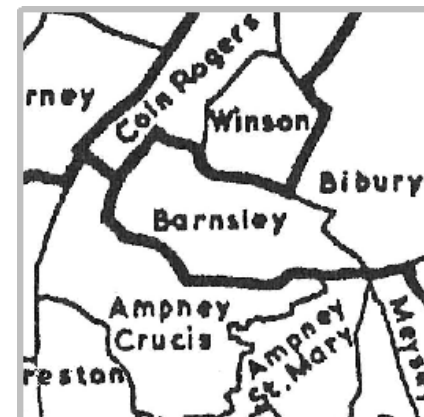
Want to know more?

Take a look at our research mini guides: Parish Registers (research mini guide 4), Bishops Transcripts (research mini guide 11), Marriage Licences (research mini guide 17), Marriage Indexes (research mini guide 28), Civil Certificates (research mini guide 24), Graves (research mini guide 27), Civil Cemeteries (research mini guide 2), Non-conformist Records (research mini guide 3)

Our wide range of research mini guides have been compiled by experts to help you find, use and understand key records. You can find them on site and online.

Barnsley, St Mary the Virgin (registers start from 1574)

Barnsley is an ancient parish in the Diocese of Gloucester; it has been united with Bibury since 1932.



Parish registers on Ancestry:

For most parishes, you can see digital images of registers of baptisms and confirmations up to the end of 1913, marriages and banns up to the end of 1938, and burials up to the end of 1988 via the Ancestry website. All the registers on Ancestry have been indexed and can be accessed from the website by name or by place. (You can also access most registers of confirmations up to and including 1913 via the Ancestry website)

Parish registers at Gloucestershire Archives

We may also hold later or additional registers which have not been digitised. You can find details of **all the parish registers we currently hold for Barnsley** by searching our online catalogue for finding reference **P34/IN/1**. Once you have got your hitlist, make sure you see the full catalogue entry for each register of interest by clicking on its finding reference (to the left of the entry). The full catalogue entry will tell you whether or not the register has been digitised by Ancestry. If you are interested in a register which has not been digitised by Ancestry, you will need to visit us to access it. The catalogue entry will tell you whether you can see the register on microfilm/microfiche, or whether you will need to pre-order the original register to view in the searchroom.

Bishops' Transcripts (contemporary copies of the parish registers sent to the Bishop)

These survive for Barnsley for the years: 1740-1750, 1813-1859

You can see digital images of these documents via the Ancestry website. They have been indexed and can be accessed by name or place.

You can access the Ancestry website for free from Gloucestershire Archives or any Gloucestershire Library with wi-fi, or from home with a subscription to www.ancestry.co.uk

Need some help to find what you're looking for? Try these:

Gloucestershire Family History Society Marriage Index

Covers ALL marriages in Gloucestershire 1800-1837

Monumental inscriptions:

Pre-1791, in Bigland's 'Historical, Monumental and Genealogical Collections relative to the county of Gloucester'

Not in the Parish Registers? Try:

Non Conformist Registers:

There are no non-conformist records for Barnsley deposited.

But try: Ampney Crucis (Methodist); Ampney St Mary (Methodist); Bibury (Baptist, Methodist); Coln Rogers (Methodist)

See Non-Conformist Guide

Neighbouring parishes:

Try Coln Rogers, Winson, Bibury, Ampney Crucis or Ampney St Mary (See Map)

Want to know more?

Take a look at our research mini guides: Parish Registers (research mini guide 4), Bishops Transcripts (research mini guide 11), Marriage Licences (research mini guide 17), Marriage Indexes (research mini guide 28), Civil Certificates (research mini guide 24), Graves (research mini guide 27), Civil Cemeteries (research mini guide 2), Non-conformist Records (research mini guide 3)

Our wide range of research mini guides have been compiled by experts to help you find, use and understand key records. You can find them on site and online.

Barnwood, St Lawrence (registers start from 1651)

Barnwood is an ancient parish in the Diocese of Gloucester.

Parish registers on Ancestry:

For most parishes, you can see digital images of registers of baptisms and confirmations up to the end of 1913, marriages and banns up to the end of 1938, and burials up to the end of 1988 via the Ancestry website. All the registers on Ancestry have been indexed and can be accessed from the website by name or by place. (You can also access most registers of confirmations up to and including 1913 via the Ancestry website)



Parish registers at Gloucestershire Archives

We may also hold later or additional registers which have not been digitised. You can find details of **all the parish registers we currently hold for Barnwood** by searching our online catalogue for finding reference **P35/IN/1**. Once you have got your hitlist, make sure you see the full catalogue entry for each register of interest by clicking on its finding reference (to the left of the entry). The full catalogue entry will tell you whether or not the register has been digitised by Ancestry. If you are interested in a register which has not been digitised by Ancestry, you will need to visit us to access it. The catalogue entry will tell you whether you can see the register on microfilm/microfiche, or whether you will need to pre-order the original register to view in the searchroom.

Bishops' Transcripts (contemporary copies of the parish registers sent to the Bishop)

These survive for Barnwood for the years: 1602, 1608, 1611-13, 1616, 1686-90, 1692-93, 1696-97, 1700-18, 1720-1773, 1773-1812, 1813-1859

You can see digital images of these documents via the Ancestry website. They have been indexed and can be accessed by name or place.

You can access the Ancestry website for free from Gloucestershire Archives or any Gloucestershire Library with wi-fi, or from home with a subscription to www.ancestry.co.uk

Need some help to find what you're looking for? Try these:

| | |
|---|---|
| Gloucestershire Family History Society Marriage Index | Covers ALL marriages in Gloucestershire 1800-1837 |
|---|---|

| | |
|--------------------------|---|
| Monumental inscriptions: | Pre-1791, in Bigland's 'Historical, Monumental and Genealogical Collections relative to the county of Gloucester' GE166/32 |
|--------------------------|---|

Not in the Parish Registers? Try:

| | |
|---------------------------|--|
| Non Conformist Registers: | Barnwood (Methodist) See also: Gloucester (Baptist, Church of Christ [Derby Road Tabernacle], Congregational, Countess of Huntingdon, Jewish, Methodist, Presbyterian, Roman Catholic, Quaker, Unitarian) <u>See Non-Conformist Guide</u> |
|---------------------------|--|

| | |
|------------------------|---|
| Neighbouring parishes: | Try Gloucester, Longlevens, Churchdown, Hucclecote, Upton St Leonards or Matson (See Map) |
|------------------------|---|

Want to know more?

Take a look at our research mini guides: Parish Registers (research mini guide 4), Bishops Transcripts (research mini guide 11), Marriage Licences (research mini guide 17), Marriage Indexes (research mini guide 28), Civil Certificates (research mini guide 24), Graves (research mini guide 27), Civil Cemeteries (research mini guide 2), Non-conformist Records (research mini guide 3)

Our wide range of research mini guides have been compiled by experts to help you find, use and understand key records. You can find them on site and online.

Barrington, Great

See **Great Barrington**

Barrington, Little

See **Little Barrington**

Batsford, St Mary (registers start from 1562)

Batsford is an ancient parish in the Diocese of Gloucester. The chapelry of Moreton-in-Marsh has been annexed to the parish since 1887.

Parish registers on Ancestry:

For most parishes, you can see digital images of registers of baptisms and confirmations up to the end of 1913, marriages and banns up to the end of 1938, and burials up to the end of 1988 via the Ancestry website. All the registers on Ancestry have been indexed and can be accessed from the website by name or by place. (You can also access most registers of confirmations up to and including 1913 via the Ancestry website)



Parish registers at Gloucestershire Archives

We may also hold later or additional registers which have not been digitised. You can find details of **all the parish registers we currently hold for Batsford** by searching our online catalogue for finding reference **P38/IN/1**. Once you have got your hitlist, make sure you see the full catalogue entry for each register of interest by clicking on its finding reference (to the left of the entry). The full catalogue entry will tell you whether or not the register has been digitised by Ancestry. If you are interested in a register which has not been digitised by Ancestry, you will need to visit us to access it. The catalogue entry will tell you whether you can see the register on microfilm/microfiche, or whether you will need to pre-order the original register to view in the searchroom.

Please note: the whereabouts of the pre 1813 parish registers for Batsford is not currently known (November 2016). They are not held at Gloucestershire Archive and have not been digitised by Ancestry. But we do hold copies of these registers on microfilm (PMF 38: covering baptisms, marriage and burials, 1562-1813). And we hold a paper copy of the register for the years 1562-1756 (finding reference P38/MI 1). You will need to visit us to see these items..

Bishops' Transcripts (contemporary copies of the parish registers sent to the Bishop)

These survive for Batsford for the years: 1599, 1605, 1637, 1660, 1667, 1670, 1672, 1677-80, 1682-89, 1691-94, 1696-1701, 1704-07, 1709-16, 1718-23, 1726-28, 1730-37, 1739-64, 1766-70, 1772-90, 1792-1803, 1805-06, 1808-10, 1812, 1813-1859 and 3 undated.

You can see digital images of these documents via the Ancestry website. They have been indexed and can be accessed by name or place.

You can access the Ancestry website for free from Gloucestershire Archives or any Gloucestershire Library with wi-fi, or from home with a subscription to www.ancestry.co.uk

Need some help to find what you're looking for? Try these:

| | |
|---|---|
| Gloucestershire Family History Society Marriage Index | Covers ALL marriages in Gloucestershire 1800-1837 |
| Parish register transcripts: | Marriages: 1565-1812 (Phillimore vol.VI – light green) |
| Parish register index: | Marriages: 1565-1812 (Roe's Marriage Index brides & grooms) |
| Monumental inscriptions: | Pre-1791, in Bigland's 'Historical, Monumental and Genealogical Collections relative to the county of Gloucester' |

Not in the Parish Registers? Try:

| | |
|---------------------------|--|
| Non Conformist Registers: | There are no non-conformist records for Batsford deposited. See also: Chipping Campden (Baptist) or Stow-on-the-Wold (Baptist, Methodist) <u>See Non-Conformist Guide</u> |
| Neighbouring parishes: | Try Blockley, Lower Lemington or Bourton on the Hill (See Map) |

Want to know more?

Take a look at our research mini guides: Parish Registers (research mini guide 4), Bishops Transcripts (research mini guide 11), Marriage Licences (research mini guide 17), Marriage Indexes (research mini guide 28), Civil Certificates (research mini guide 24), Graves (research mini guide 27), Civil Cemeteries (research mini guide 2), Non-conformist Records (research mini guide 3)

Our wide range of research mini guides have been compiled by experts to help you find, use and understand key records. You can find them on site and online.

Baunton, St Christopher (registers start from 1625)

Baunton is an ancient parish in the Diocese of Gloucester. It has been united with Stratton since 1876.

Parish registers on Ancestry:

For most parishes, you can see digital images of registers of baptisms and confirmations up to the end of 1913, marriages and banns up to the end of 1938, and burials up to the end of 1988 via the Ancestry website. All the registers on Ancestry have been indexed and can be accessed from the website by name or by place. (You can also access most registers of confirmations up to and including 1913 via the Ancestry website)



Parish registers at Gloucestershire Archives

We may also hold later or additional registers which have not been digitised. You can find details of **all the parish registers we currently hold for Baunton** by searching our online catalogue for finding reference **P39/IN/1**. Once you have got your hitlist, make sure you see the full catalogue entry for each register of interest by clicking on its finding reference (to the left of the entry). The full catalogue entry will tell you whether or not the register has been digitised by Ancestry. If you are interested in a register which has not been digitised by Ancestry, you will need to visit us to access it. The catalogue entry will tell you whether you can see the register on microfilm/microfiche, or whether you will need to pre-order the original register to view in the searchroom.

Bishops' Transcripts (contemporary copies of the parish registers sent to the Bishop)

These survive for Baunton for the years: 1629, 1638, 1640, 1660, 1662, 1666-67, 1670, 1672, 1674-75, 1679-81, 1683-98, 1701-31, 1734-35, 1737-43, 1745, 1747-56, 1759-89, 1791-92, 1794, 1801, 1805-12, 1813-1859 and 1 undated.

You can see digital images of these documents via the Ancestry website. They have been indexed and can be accessed by name or place.

You can access the Ancestry website for free from Gloucestershire Archives or any Gloucestershire Library with wi-fi, or from home with a subscription to www.ancestry.co.uk

Need some help to find what you're looking for? Try these:

| | |
|---|---|
| Gloucestershire Family History Society Marriage Index | Covers ALL marriages in Gloucestershire 1800-1837 |
| Parish register transcripts: | Baptisms, Marriages and Burials 1625-1939 (Parish transcripts) |
| Monumental inscriptions: | Pre-1791, in Bigland's 'Historical, Monumental and Genealogical Collections relative to the county of Gloucester' |

Not in the Parish Registers? Try:

| | |
|---------------------------|---|
| Non Conformist Registers: | There are no non-conformist records for Baunton deposited. But try: Cirencester (Baptist, Congregational, Methodist, Quaker, Unitarian); Daglingworth (Methodist); Ampney Crucis (Methodist); North Cerney (Methodist) <u>See Non-Conformist Guide</u> |
| Neighbouring parishes: | Try Cirencester, Badgendon, North Cerney, Ampney Crucis, Preston or Daglingworth (See Map) |

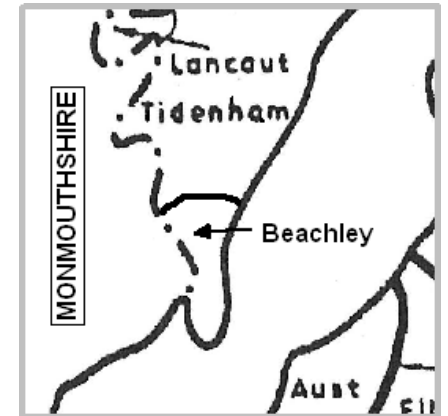
Want to know more?

Take a look at our research mini guides: Parish Registers (research mini guide 4), Bishops Transcripts (research mini guide 11), Marriage Licences (research mini guide 17), Marriage Indexes (research mini guide 28), Civil Certificates (research mini guide 24), Graves (research mini guide 27), Civil Cemeteries (research mini guide 2), Non-conformist Records (research mini guide 3)

Our wide range of research mini guides have been compiled by experts to help you find, use and understand key records. You can find them on site and online.

Beachley, St John (registers start from 1833)

Beachley is an ecclesiastical parish in the Diocese of Gloucester. It was made from Tidenham in 1850. It has been united with Lancout and Tidenham since 1932. St John's church was made redundant around 1998.



Parish registers on Ancestry:

For most parishes, you can see digital images of registers of baptisms and confirmations up to the end of 1913, marriages and banns up to the end of 1938, and burials up to the end of 1988 via the Ancestry website. All the registers on Ancestry have been indexed and can be accessed from the website by name or by place. (You can also access most registers of confirmations up to and including 1913 via the Ancestry website)

Parish registers at Gloucestershire Archives

We may also hold later or additional registers which have not been digitised. You can find details of **all the parish registers we currently hold for Beachley** by searching our online catalogue for finding reference **P40/IN/1**. Once you have got your hitlist, make sure you see the full catalogue entry for each register of interest by clicking on its finding reference (to the left of the entry). The full catalogue entry will tell you whether or not the register has been digitised by Ancestry. If you are interested in a register which has not been digitised by Ancestry, you will need to visit us to access it. The catalogue entry will tell you whether you can see the register on microfilm/microfiche, or whether you will need to pre-order the original register to view in the searchroom.

Bishops' Transcripts (contemporary copies of the parish registers sent to the Bishop)

These survive for Beachley for the years: 1833-1859

You can see digital images of these documents via the Ancestry website. They have been indexed and can be accessed by name or place.

You can access the Ancestry website for free from Gloucestershire Archives or any Gloucestershire Library with wi-fi, or from home with a subscription to www.ancestry.co.uk

Need some help to find what you're looking for? Try these:

Gloucestershire Family History Society Marriage Index Covers ALL marriages in Gloucestershire 1800-1837

Monumental inscriptions: 1988 (GAL/K3/42604/GS – available on the open shelves)

Not in the Parish Registers? Try:

Non Conformist Registers: There are no non-conformist records for Beachley deposited.
See other non-conformist churches in the Forest of Dean.

See Non-Conformist Guide

Neighbouring parishes: Try Tidenham or Lancaut. (See Map)
Consider parishes in **Monmouthshire**

Want to know more?

Take a look at our research mini guides: Parish Registers (research mini guide 4), Bishops Transcripts (research mini guide 11), Marriage Licences (research mini guide 17), Marriage Indexes (research mini guide 28), Civil Certificates (research mini guide 24), Graves (research mini guide 27), Civil Cemeteries (research mini guide 2), Non-conformist Records (research mini guide 3)

Our wide range of research mini guides have been compiled by experts to help you find, use and understand key records. You can find them on site and online.

Beckford, St John the Baptist

Beckford is in the Diocese of Worcester.



The registers for Beckford are held by the Worcestershire Archive Service

The following are held on microfilm at The Hive:

Baptisms: 1549-1883

Marriages: 1573-1973

Burials 1538-1925

For more information about Worcester Record Office please visit www.worcestershire.gov.uk/records or phone (01905) 822866

Resources available at Gloucestershire Archives:

| | |
|------------------------------|---|
| Parish register transcripts: | Baptisms, Marriages and Burials 1538-1861 (Extracts – P216 IN 1/25) |
|------------------------------|---|

| | |
|--------------------------|---|
| Monumental inscriptions: | Pre-1791, in Bigland's 'Historical, Monumental and Genealogical Collections relative to the county of Gloucester' |
|--------------------------|---|

Bishops' Transcripts (contemporary copies of the parish registers sent to the Bishop)

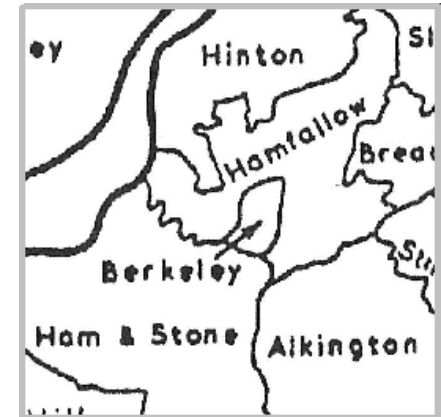
These survive for Beckford for the years: 1600-1812, 1813-1859

You can see digital images of these documents via the Ancestry website. They have been indexed and can be accessed by name or place.

You can access the Ancestry website for free from Gloucestershire Archives or any Gloucestershire Library with wi-fi, or from home with a subscription to www.ancestry.co.uk

Berkeley, St Mary (registers start from 1558)

Berkeley is an ancient parish in the Diocese of Gloucester. The ancient parish included Alkington, Breadstone, Hamfallow, Hinton, Ham and Stone, which all remain in the modern ecclesiastical parish except Stone. Alkington, Hamfallow, Hinton, and Ham and Stone have been civil parishes since 1894.



Parish registers on Ancestry:

For most parishes, you can see digital images of registers of baptisms and confirmations up to the end of 1913, marriages and banns up to the end of 1938, and burials up to the end of 1988 via the Ancestry website. All the registers on Ancestry have been indexed and can be accessed from the website by name or by place. (You can also access most registers of confirmations up to and including 1913 via the Ancestry website)

Parish registers at Gloucestershire Archives

We may also hold later or additional registers which have not been digitised. You can find details of **all the parish registers we currently hold for Berkeley** by searching our online catalogue for finding reference **P42/IN/1**. Once you have got your hitlist, make sure you see the full catalogue entry for each register of interest by clicking on its finding reference (to the left of the entry). The full catalogue entry will tell you whether or not the register has been digitised by Ancestry. If you are interested in a register which has not been digitised by Ancestry, you will need to visit us to access it. The catalogue entry will tell you whether you can see the register on microfilm/microfiche, or whether you will need to pre-order the original register to view in the searchroom.

Bishops' Transcripts (contemporary copies of the parish registers sent to the Bishop)

These survive for Berkeley for the years: 1571-78, 1596-99, 1605-06, 1608-09, 1612-13, 1617-18, 1620-21, 1624-27, 1629, 1632, 1637-38, 1661, 1662-1667, 1668-?82/83, 1684-95, 1697-1732, 1734-68, 1770-1804, ?1805, 1806-1812, 1813-1859 and 1 undated.

You can see digital images of these documents via the Ancestry website. They have been indexed and can be accessed by name or place.

You can access the Ancestry website for free from Gloucestershire Archives or any Gloucestershire Library with wi-fi, or from home with a subscription to www.ancestry.co.uk

Need some help to find what you're looking for? Try these:

| | |
|---|---|
| Gloucestershire Family History Society Marriage Index | Covers ALL marriages in Gloucestershire 1800-1837 |
| Parish register transcripts: | Baptisms 1560-1810, Marriages 1598-1837, Burials 1598-1810 (Parish transcripts) Marriages 1624-1837 (Roe's Marriage Index volumes 2 and 3) |
| Monumental inscriptions: | Pre-1791, in Bigland's 'Historical, Monumental and Genealogical Collections relative to the county of Gloucester' Burials in New Burial Ground 1857-1902 (P42 in 1/49) |

Not in the Parish Registers? Try:

| | |
|---------------------------|---|
| Non Conformist Registers: | Congregational or Methodist <u>See Non-Conformist Guide</u> |
| Neighbouring parishes: | Try Hamfallow, Hinton, Ham & Stone or Alkington (See Map) |

Want to know more?

Take a look at our research mini guides: Parish Registers (research mini guide 4), Bishops Transcripts (research mini guide 11), Marriage Licences (research mini guide 17), Marriage Indexes (research mini guide 28), Civil Certificates (research mini guide 24), Graves (research mini guide 27), Civil Cemeteries (research mini guide 2), Non-conformist Records (research mini guide 3)

Our wide range of research mini guides have been compiled by experts to help you find, use and understand key records. You can find them on site and online.

Beverstone, St Mary (registers start from 1563)

Beverstone is an ancient parish in the Diocese of Gloucester. It has been united with Tetbury since 1951. Kingscote was a chapelry of Beverstone until 1842.



Parish registers on Ancestry:

For most parishes, you can see digital images of registers of baptisms and confirmations up to the end of 1913, marriages and banns up to the end of 1938, and burials up to the end of 1988 via the Ancestry website. All the registers on Ancestry have been indexed and can be accessed from the website by name or by place. (You can also access most registers of confirmations up to and including 1913 via the Ancestry website)

Parish registers at Gloucestershire Archives

We may also hold later or additional registers which have not been digitised. You can find details of **all the parish registers we currently hold for Beverstone** by searching our online catalogue for finding reference **P43/IN/1**. Once you have got your hitlist, make sure you see the full catalogue entry for each register of interest by clicking on its finding reference (to the left of the entry). The full catalogue entry will tell you whether or not the register has been digitised by Ancestry. If you are interested in a register which has not been digitised by Ancestry, you will need to visit us to access it. The catalogue entry will tell you whether you can see the register on microfilm/microfiche, or whether you will need to pre-order the original register to view in the searchroom.

Bishops' Transcripts (contemporary copies of the parish registers sent to the Bishop)

These survive for Beverstone for the years: 1570-78, 1599, 1608-09, 1612-13, 1620-23, 1626, 1628-29, 1637, 1664-65, 1667-72, 1674-75, 1677-99, 1701-07, 1709-32, 1734-1812, 1813-1859

You can see digital images of these documents via the Ancestry website. They have been indexed and can be accessed by name or place.

You can access the Ancestry website for free from Gloucestershire Archives or any Gloucestershire Library with wi-fi, or from home with a subscription to www.ancestry.co.uk

Need some help to find what you're looking for? Try these:

| | |
|---|--|
| Gloucestershire Family History Society Marriage Index | Covers ALL marriages in Gloucestershire 1800-1837 |
| Parish register transcripts: | Marriages 1563-1812 (Phillimore vol. VI – light green) Marriages 1813-1837 (Roe's Marriage Index vol. 5 - blue) |
| Parish register index: | Marriages 1563-1812 (Roe's Marriage Index brides & grooms) |
| Monumental inscriptions: | Pre-1791, in Bigland's 'Historical, Monumental and Genealogical Collections relative to the county of Gloucester' |

Not in the Parish Registers? Try:

| | |
|---------------------------|---|
| Non Conformist Registers: | There are no non-conformist records for Beverstone Try: Tetbury (Baptist, Congregational, Methodist), Avening (Congregational, Methodist), Horsley (Methodist) <u>See Non-Conformist Guide</u> |
| Neighbouring parishes: | Try Tetbury, Kingscote, Horsley, Westonbirt or Avening (See Map) |

Want to know more?

Take a look at our research mini guides: Parish Registers (research mini guide 4), Bishops Transcripts (research mini guide 11), Marriage Licences (research mini guide 17), Marriage Indexes (research mini guide 28), Civil Certificates (research mini guide 24), Graves (research mini guide 27), Civil Cemeteries (research mini guide 2), Non-conformist Records (research mini guide 3)

Our wide range of research mini guides have been compiled by experts to help you find, use and understand key records. You can find them on site and online.

Bibury, St Mary (registers start from 1551)

Bibury is an ancient parish in the Diocese of Gloucester but was formerly a peculiar jurisdiction including Winson, Barnsley and Aldsworth. The chapelry of Winson is annexed to Bibury. The parish has been united with Barnsley since 1932.



Parish registers on Ancestry:

For most parishes, you can see digital images of registers of baptisms and confirmations up to the end of 1913, marriages and banns up to the end of 1938, and burials up to the end of 1988 via the Ancestry website. All the registers on Ancestry have been indexed and can be accessed from the website by name or by place. (You can also access most registers of confirmations up to and including 1913 via the Ancestry website)

Parish registers at Gloucestershire Archives

We may also hold later or additional registers which have not been digitised. You can find details of **all the parish registers we currently hold for Bibury** by searching our online catalogue for finding reference **P44/IN/1**. Once you have got your hitlist, make sure you see the full catalogue entry for each register of interest by clicking on its finding reference (to the left of the entry). The full catalogue entry will tell you whether or not the register has been digitised by Ancestry. If you are interested in a register which has not been digitised by Ancestry, you will need to visit us to access it. The catalogue entry will tell you whether you can see the register on microfilm/microfiche, or whether you will need to pre-order the original register to view in the searchroom.

Bishops' Transcripts (contemporary copies of the parish registers sent to the Bishop)

These survive for Bibury for the years: 1699-1770, 1813-1859

You can see digital images of these documents via the Ancestry website. They have been indexed and can be accessed by name or place.

You can access the Ancestry website for free from Gloucestershire Archives or any Gloucestershire Library with wi-fi, or from home with a subscription to www.ancestry.co.uk

Need some help to find what you're looking for? Try these:

| | |
|---|---|
| Gloucestershire Family History Society Marriage Index | Covers ALL marriages in Gloucestershire 1800-1837 |
|---|---|

| | |
|--------------------------|--|
| Monumental inscriptions: | Pre-1791, in Bigland's 'Historical, Monumental and Genealogical Collections relative to the county of Gloucester' 1855 Plan of gravestones, with their inscriptions, in the chancel (P44 IN 4/1 – needs to be ordered) 1914-c.1955 Graves in Bibury burial ground (P44 IN 1/18 – needs to be ordered.) |
|--------------------------|--|

Not in the Parish Registers? Try:

| | |
|---------------------------|--|
| Non Conformist Registers: | Baptist, Methodist See also: Northleach (Congregational, Methodist); Fairford (Baptist, Congregational, Methodist, Roman Catholic) <u>See Non-Conformist Guide</u> |
|---------------------------|--|

| | |
|------------------------|--|
| Neighbouring parishes: | Try Coln St Dennis, Aldsworth, Coln, St Aldwyn, Quenington, Eastington or Barnsley (See Map) Also consider: Northleach or Fairford. |
|------------------------|--|

Want to know more?

Take a look at our research mini guides: Parish Registers (research mini guide 4), Bishops Transcripts (research mini guide 11), Marriage Licences (research mini guide 17), Marriage Indexes (research mini guide 28), Civil Certificates (research mini guide 24), Graves (research mini guide 27), Civil Cemeteries (research mini guide 2), Non-conformist Records (research mini guide 3)

Our wide range of research mini guides have been compiled by experts to help you find, use and understand key records. You can find them on site and online.

Bicknor, English

See **English Bicknor (P138)**

Birdlip, St Mary-in-Hamlet

Birdlip is a chapelry of the ancient parish of Brimpsfield in the Diocese of Gloucester.

There are no registers for Birdlip. See **Brimpsfield** or **Cowley**.



Bishop's Cleeve, St Michael (registers start from 1563)

Bishops Cleeve is an ancient parish in the Diocese of Gloucester. The ancient parish included Gotherington, Stoke Orchard, Southam with Brockhampton, and Woodmancote. For Cleeve Hill see next section [P46/2].



Parish registers on Ancestry:

For most parishes, you can see digital images of registers of baptisms and confirmations up to the end of 1913, marriages and banns up to the end of 1938, and burials up to the end of 1988 via the Ancestry website. All the registers on Ancestry have been indexed and can be accessed from the website by name or by place. (You can also access most registers of confirmations up to and including 1913 via the Ancestry website)

Parish registers at Gloucestershire Archives

We may also hold later or additional registers which have not been digitised. You can find details of **all the parish registers we currently hold for Bishop's Cleeve** by searching our online catalogue for finding reference **P46/IN/1**. Once you have got your hitlist, make sure you see the full catalogue entry for each register of interest by clicking on its finding reference (to the left of the entry). The full catalogue entry will tell you whether or not the register has been digitised by Ancestry. If you are interested in a register which has not been digitised by Ancestry, you will need to visit us to access it. The catalogue entry will tell you whether you can see the register on microfilm/microfiche, or whether you will need to pre-order the original register to view in the searchroom.

Bishops' Transcripts (contemporary copies of the parish registers sent to the Bishop)

These survive for Bishop's Cleeve for the years: 1599-1601, 1618, 1620, 1623-24, ?, 1626, 1629, 1660, 1662-70, 1674-98, 1707, 1709, 1712, 1714-15, 1717, 1720, 1722, 1725, 1728, 1734, 1737, 1740, 1746, 1749, 1753, 1756, 1760-1812, 1813-1859

You can see digital images of these documents via the Ancestry website. They have been indexed and can be accessed by name or place.

You can access the Ancestry website for free from Gloucestershire Archives or any Gloucestershire Library with wi-fi, or from home with a subscription to www.ancestry.co.uk

Need some help to find what you're looking for? Try these:

| | |
|---|---|
| Gloucestershire Family History Society Marriage Index | Covers ALL marriages in Gloucestershire 1800-1837 |
| Parish register transcripts: | Marriages 1563-1812 (Phillimore vol. 3 – light green) |
| Parish register index: | Marriages 1563-1812 (Roe's Marriage Index brides & grooms) |
| Monumental inscriptions: | Pre-1791, in Bigland's 'Historical, Monumental and Genealogical Collections relative to the county of Gloucester' |

Not in the Parish Registers? Try:

| | |
|---------------------------|---|
| Non Conformist Registers: | Bishop's Cleeve (Methodist) <u>See Non-Conformist Guide</u> |
| Neighbouring parishes: | Try Swindon or Prestbury (See Map) |

Want to know more?

Take a look at our research mini guides: Parish Registers (research mini guide 4), Bishops Transcripts (research mini guide 11), Marriage Licences (research mini guide 17), Marriage Indexes (research mini guide 28), Civil Certificates (research mini guide 24), Graves (research mini guide 27), Civil Cemeteries (research mini guide 2), Non-conformist Records (research mini guide 3)

Our wide range of research mini guides have been compiled by experts to help you find, use and understand key records. You can find them on site and online.

Bishop's Cleeve: Cleeve Hill, St Peter (registers start from 1919)

St Peter's, Cleeve Hill, is in the Diocese of Gloucester.

Some time after 1871 Henry Taylor, an Anglican clergyman from London converted the laundry behind his house in Rising Sun Lane into a chapel. The 1884 OS map of the area records St Peter's as a Free Church of England establishment that is not consecrated although following the rites of the Church of England. When Taylor moved away from the area in 1896 services stopped and were transferred to Southam chapel. In 1907 St Peter's, a mission church of St Michael's parish Bishops Cleeve, was opened.



A Church of England service was conducted weekly by the laity at the Interdenominational Church built in 1901. This church was governed by trustees according to the foundation principles of the Evangelical Alliance with nine trustees, three representing the Church of England, the other six, Baptist, Congregational and Wesleyan bodies.

Parish registers on Ancestry:

For most parishes, you can see digital images of registers of baptisms and confirmations up to the end of 1913, marriages and banns up to the end of 1938, and burials up to the end of 1988 via the Ancestry website. All the registers on Ancestry have been indexed and can be accessed from the website by name or by place. (You can also access most registers of confirmations up to and including 1913 via the Ancestry website)

Parish registers at Gloucestershire Archives

We may also hold later or additional registers which have not been digitised. You can find details of **all the parish registers we currently hold for Bishop's Cleeve, Cleeve Hill** by searching our online catalogue for finding reference **P46/2/IN/1**. Once you have got your hitlist, make sure you see the full catalogue entry for each register of interest by clicking on its finding reference (to the left of the entry). The full catalogue entry will tell you whether or not the register has been digitised by Ancestry. If you are interested in a register which has not been digitised by Ancestry, you will need to visit us to access it. The catalogue entry will tell you whether you can see the register on microfilm/microfiche, or whether you will need to pre-order the original register to view in the searchroom.

You can access the Ancestry website for free from Gloucestershire Archives or any Gloucestershire Library with wi-fi, or from home with a subscription to www.ancestry.co.uk

Other Sources:

| | |
|--------------------------|---|
| Monumental inscriptions: | St. Peter's Church, Cleeve Hill 1988 (GAL/K3/42624GS) |
|--------------------------|---|

Not in the Parish Registers? Try:

| | |
|----------------|---|
| Non-conformist | Bishop's Cleeve (Methodist) <u>See Non-Conformist Guide</u> |
|----------------|---|

| | |
|------------------------|------------------------------------|
| Neighbouring parishes: | Try Swindon or Prestbury (See Map) |
|------------------------|------------------------------------|

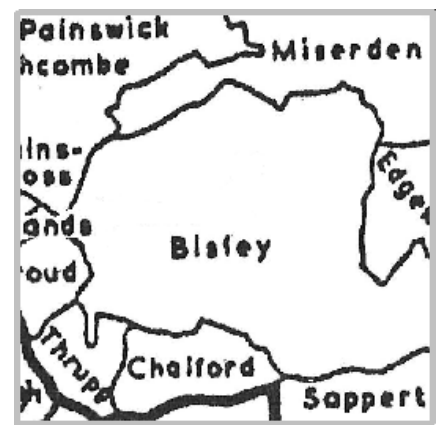
Want to know more?

Take a look at our research mini guides: Parish Registers (research mini guide 4), Bishops Transcripts (research mini guide 11), Marriage Licences (research mini guide 17), Marriage Indexes (research mini guide 28), Civil Certificates (research mini guide 24), Graves (research mini guide 27), Civil Cemeteries (research mini guide 2), Non-conformist Records (research mini guide 3)

Our wide range of research mini guides have been compiled by experts to help you find, use and understand key records. You can find them on site and online.

Bisley, All Saints (registers start from 1547)

Bisley is an ancient parish in the Diocese of Gloucester; Stroud was anciently a chapelry of Bisley. The ecclesiastical parishes of Bussage (1848), Chalford (1842), France Lynch (1894) and Oakridge (1849) were formed from Bisley.



Parish registers on Ancestry:

For most parishes, you can see digital images of registers of baptisms and confirmations up to the end of 1913, marriages and banns up to the end of 1938, and burials up to the end of 1988 via the Ancestry website. All the registers on Ancestry have been indexed and can be accessed from the website by name or by place. (You can also access most registers of confirmations up to and including 1913 via the Ancestry website)

Parish registers at Gloucestershire Archives

We may also hold later or additional registers which have not been digitised. You can find details of **all the parish registers we currently hold for Bisley** by searching our online catalogue for finding reference **P47/IN/1**. Once you have got your hitlist, make sure you see the full catalogue entry for each register of interest by clicking on its finding reference (to the left of the entry). The full catalogue entry will tell you whether or not the register has been digitised by Ancestry. If you are interested in a register which has not been digitised by Ancestry, you will need to visit us to access it. The catalogue entry will tell you whether you can see the register on microfilm/microfiche, or whether you will need to pre-order the original register to view in the searchroom.

Bishops' Transcripts (contemporary copies of the parish registers sent to the Bishop)

These survive for Bisley for the years: 1608, 1617-18, 1620-21, 1623, 1638, 1641, 1660-64, 1667, 1672, 1674-1701, 1703, 1705-34, 1736-1812, 1813-1859

You can see digital images of these documents via the Ancestry website. They have been indexed and can be accessed by name or place.

You can access the Ancestry website for free from Gloucestershire Archives or any Gloucestershire Library with wi-fi, or from home with a subscription to www.ancestry.co.uk

Need some help to find what you're looking for? Try these:

| | |
|---|---|
| Gloucestershire Family History Society Marriage Index | Covers ALL marriages in Gloucestershire 1800-1837 |
| Parish register transcripts: | Baptisms, Marriages and Burials 1547-1666 (Parish transcript: P47 IN 4/12) |
| Monumental inscriptions: | Pre-1791, in Bigland's 'Historical, Monumental and Genealogical Collections relative to the county of Gloucester' |

Not in the Parish Registers? Try:

| | |
|---------------------------|---|
| Non Conformist Registers: | Bisley (Baptist, Congregational, Methodist) See also: Stroud (Baptist, Congregational, Methodist); Painswick (Baptist, Congregational, Methodist, Quaker, Undenominational) <u>See Non-Conformist Guide</u> |
| Neighbouring parishes: | Try Stroud, Thrupp, Chalford, Bussage, France Lynch, Edgeworth, Miserden or Painswick (See Map) |

Want to know more?

Take a look at our research mini guides: Parish Registers (research mini guide 4), Bishops Transcripts (research mini guide 11), Marriage Licences (research mini guide 17), Marriage Indexes (research mini guide 28), Civil Certificates (research mini guide 24), Graves (research mini guide 27), Civil Cemeteries (research mini guide 2), Non-conformist Records (research mini guide 3)

Our wide range of research mini guides have been compiled by experts to help you find, use and understand key records. You can find them on site and online.

Bitton, St Mary

Bitton is an ecclesiastical parish in the Diocese of Bristol. The parishes of Kingswood (1821), Hanham (1842) and Oldland (1861) were formed from Bitton. (All Diocese of Bristol)



The registers for Bitton are held at Bristol Archives (reference P/B)

Baptisms: 1572-1999

Marriages: 1571-2001

Burials 1572-1993

For more information about Bristol Archives please visit www.bristol.gov.uk/archives or phone 0117 922 4224

Resources available at Gloucestershire Archives:

| | |
|------------------------------|--|
| Parish register transcripts: | Baptisms 1572-1674, Marriages 1571-1674 and Burials 1572-1668 (Parish Transcripts) |
|------------------------------|--|

| | |
|------------------------|--|
| Parish register index: | Marriages 1571-1674 (Roe's Marriage Index brides & grooms) Marriages 1813-1837 (Roe's Marriage Index Bristol vol. II) |
|------------------------|--|

| | |
|--------------------------|---|
| Monumental inscriptions: | Pre-1791, in Bigland's 'Historical, Monumental and Genealogical Collections relative to the county of Gloucester' |
|--------------------------|---|

Bishops' Transcripts (contemporary copies of the parish registers sent to the Bishop)

These survive for Bitton for the years: 1813-1859

You can see digital images of these documents via the Ancestry website. They have been indexed and can be accessed by name or place.

You can access the Ancestry website for free from Gloucestershire Archives or any Gloucestershire Library with wi-fi, or from home with a subscription to www.ancestry.co.uk

Blaisdon, St Michael (registers start from 1635)

Blaisdon is an ancient parish in the Diocese of Gloucester. It has been united with Flaxley since 1922.

Parish registers on Ancestry:

For most parishes, you can see digital images of registers of baptisms and confirmations up to the end of 1913, marriages and banns up to the end of 1938, and burials up to the end of 1988 via the Ancestry website. All the registers on Ancestry have been indexed and can be accessed from the website by name or by place. (You can also access most registers of confirmations up to and including 1913 via the Ancestry website)



Parish registers at Gloucestershire Archives

We may also hold later or additional registers which have not been digitised. You can find details of **all the parish registers we currently hold for Blaisdon** by searching our online catalogue for finding reference **P49/IN/1**. Once you have got your hitlist, make sure you see the full catalogue entry for each register of interest by clicking on its finding reference (to the left of the entry). The full catalogue entry will tell you whether or not the register has been digitised by Ancestry. If you are interested in a register which has not been digitised by Ancestry, you will need to visit us to access it. The catalogue entry will tell you whether you can see the register on microfilm/microfiche, or whether you will need to pre-order the original register to view in the searchroom.

Bishops' Transcripts (contemporary copies of the parish registers sent to the Bishop)

These survive for Blaisdon for the years: 1583, 1586-92, 1606, 1608, 1612, 1617, 1620-23, 1628-29, 1632, 1637, 1660, 1662-63, 1665-67, 1669-73, 1676-1702, 1704-10, 1712-36, 1740-1805, 1807-1812, 1813-1859

You can see digital images of these documents via the Ancestry website. They have been indexed and can be accessed by name or place.

You can access the Ancestry website for free from Gloucestershire Archives or any Gloucestershire Library with wi-fi, or from home with a subscription to www.ancestry.co.uk

Need some help to find what you're looking for? Try these:

Gloucestershire Family History Society Marriage Index

Covers ALL marriages in Gloucestershire 1800-1837

Monumental inscriptions:

Pre-1791, in Bigland's 'Historical, Monumental and Genealogical Collections relative to the county of Gloucester'

Not in the Parish Registers? Try:

Non Conformist Registers:

Blaisdon (Roman Catholic)

See also: Westbury-on-Severn (Congregational, Methodist); Longhope (Methodist)

See Non-Conformist Guide

Neighbouring parishes:

Westbury on Severn, Flaxley, Longhope or Huntley (See Map)

Want to know more?

Take a look at our research mini guides: Parish Registers (research mini guide 4), Bishops Transcripts (research mini guide 11), Marriage Licences (research mini guide 17), Marriage Indexes (research mini guide 28), Civil Certificates (research mini guide 24), Graves (research mini guide 27), Civil Cemeteries (research mini guide 2), Non-conformist Records (research mini guide 3)

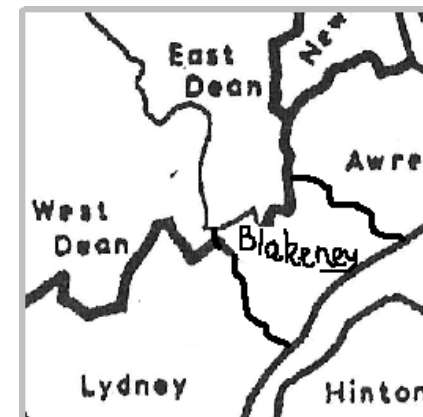
Our wide range of research mini guides have been compiled by experts to help you find, use and understand key records. You can find them on site and online.

Blakeney, All Saints (registers start from 1813)

Blakeney is an ecclesiastical parish in the Diocese of Gloucester, formed from Awre in 1877. It has been united with Awre since 1952 and is in the civil parish of Awre.

Parish registers on Ancestry:

For most parishes, you can see digital images of registers of baptisms and confirmations up to the end of 1913, marriages and banns up to the end of 1938, and burials up to the end of 1988 via the Ancestry website. All the registers on Ancestry have been indexed and can be accessed from the website by name or by place. (You can also access most registers of confirmations up to and including 1913 via the Ancestry website)



Parish registers at Gloucestershire Archives

We may also hold later or additional registers which have not been digitised. You can find details of **all the parish registers we currently hold for Blakeney** by searching our online catalogue for finding reference **P50/IN/1**. Once you have got your hitlist, make sure you see the full catalogue entry for each register of interest by clicking on its finding reference (to the left of the entry). The full catalogue entry will tell you whether or not the register has been digitised by Ancestry. If you are interested in a register which has not been digitised by Ancestry, you will need to visit us to access it. The catalogue entry will tell you whether you can see the register on microfilm/microfiche, or whether you will need to pre-order the original register to view in the searchroom.

Bishops' Transcripts (contemporary copies of the parish registers sent to the Bishop)

These survive for Blakeney for the years: 1813-1859. (For Bishops Transcripts pre 1813 see **Awre**)

You can see digital images of these documents via the Ancestry website. They have been indexed and can be accessed by name or place.

You can access the Ancestry website for free from Gloucestershire Archives or any Gloucestershire Library with wi-fi, or from home with a subscription to www.ancestry.co.uk

Need some help to find what you're looking for? Try these:

Gloucestershire Family History Society Marriage Index Covers ALL marriages in Gloucestershire 1800-1837

Not in the Parish Registers? Try:

Non Conformist Registers: Blakeney (Methodist)
See also: Awre (Baptist, Congregational)

See Non-Conformist Guide

Neighbouring parishes: Try Awre, Lydney, West Dean or East Dean (See Map)

Want to know more?

Take a look at our research mini guides: Parish Registers (research mini guide 4), Bishops Transcripts (research mini guide 11), Marriage Licences (research mini guide 17), Marriage Indexes (research mini guide 28), Civil Certificates (research mini guide 24), Graves (research mini guide 27), Civil Cemeteries (research mini guide 2), Non-conformist Records (research mini guide 3)

Our wide range of research mini guides have been compiled by experts to help you find, use and understand key records. You can find them on site and online.

Bledington, St Leonard (registers start from 1703)

Bledington is an ancient parish in the Diocese of Gloucester.

Parish registers on Ancestry:

For most parishes, you can see digital images of registers of baptisms and confirmations up to the end of 1913, marriages and banns up to the end of 1938, and burials up to the end of 1988 via the Ancestry website. All the registers on Ancestry have been indexed and can be accessed from the website by name or by place. (You can also access most registers of confirmations up to and including 1913 via the Ancestry website)



Parish registers at Gloucestershire Archives

We may also hold later or additional registers which have not been digitised. You can find details of **all the parish registers we currently hold for Bledington** by searching our online catalogue for finding reference **P51/IN/1**. Once you have got your hitlist, make sure you see the full catalogue entry for each register of interest by clicking on its finding reference (to the left of the entry). The full catalogue entry will tell you whether or not the register has been digitised by Ancestry. If you are interested in a register which has not been digitised by Ancestry, you will need to visit us to access it. The catalogue entry will tell you whether you can see the register on microfilm/microfiche, or whether you will need to pre-order the original register to view in the searchroom.

Bishops' Transcripts (contemporary copies of the parish registers sent to the Bishop)

These survive for Bledington for the years: 1605-06, 1608, 1612, 1617, 1620-24, 1626, 1628-29, 1637-39, 1640-63, 1667, 1670, 1673, 1678-83, 1685-86, 1689-97, 1698, 1700, 1702-13, 1715-21, 1723-60, 1762-1803, 1805-12, 1813-1859 and 1 undated

You can see digital images of these documents via the Ancestry website. They have been indexed and can be accessed by name or place.

You can access the Ancestry website for free from Gloucestershire Archives or any Gloucestershire Library with wi-fi, or from home with a subscription to www.ancestry.co.uk

Need some help to find what you're looking for? Try these:

Gloucestershire Family History Society Marriage Index

Covers ALL marriages in Gloucestershire 1800-1837

Monumental inscriptions:

Pre-1791, in Bigland's 'Historical, Monumental and Genealogical Collections relative to the county of Gloucester'

1987 (GE166/54)

Not in the Parish Registers? Try:

Non Conformist Registers:

Bledington (Methodist)

See also: Oddington (Methodist); Icomb (Methodist); Westcote (Methodist)

See Non-Conformist Guide

Neighbouring parishes:

Try Westcote, Icomb, Church Icomb, Oddington or Daylesford. (See Map)

Want to know more?

Take a look at our research mini guides: Parish Registers (research mini guide 4), Bishops Transcripts (research mini guide 11), Marriage Licences (research mini guide 17), Marriage Indexes (research mini guide 28), Civil Certificates (research mini guide 24), Graves (research mini guide 27), Civil Cemeteries (research mini guide 2), Non-conformist Records (research mini guide 3)

Our wide range of research mini guides have been compiled by experts to help you find, use and understand key records. You can find them on site and online.

Blockley, St Peter and St Paul (registers start from 1538)

Blockley is an ancient parish in the Diocese of Gloucester. The ecclesiastical parish of Aston Magna was formed from Blockley in 1847 but they were reunited in 1948. Blockley was transferred from the Diocese of Worcester in 1931.



Parish registers on Ancestry:

For most parishes, you can see digital images of registers of baptisms and confirmations up to the end of 1913, marriages and banns up to the end of 1938, and burials up to the end of 1988 via the Ancestry website. All the registers on Ancestry have been indexed and can be accessed from the website by name or by place. (You can also access most registers of confirmations up to and including 1913 via the Ancestry website)

Parish registers at Gloucestershire Archives

We may also hold later or additional registers which have not been digitised. You can find details of **all the parish registers we currently hold for Blockley** by searching our online catalogue for finding reference **P52/IN/1**. Once you have got your hitlist, make sure you see the full catalogue entry for each register of interest by clicking on its finding reference (to the left of the entry). The full catalogue entry will tell you whether or not the register has been digitised by Ancestry. If you are interested in a register which has not been digitised by Ancestry, you will need to visit us to access it. The catalogue entry will tell you whether you can see the register on microfilm/microfiche, or whether you will need to pre-order the original register to view in the searchroom.

Bishops' Transcripts (contemporary copies of the parish registers sent to the Bishop)

Blockley was transferred from the Diocese of Worcester in 1931. Bishop's Transcripts are held by the Worcestershire Archive Service.

You can access the Ancestry website for free from Gloucestershire Archives or any Gloucestershire Library with wi-fi, or from home with a subscription to www.ancestry.co.uk

Need some help to find what you're looking for? Try these:

| | |
|---|---|
| Gloucestershire Family History Society Marriage Index | Covers ALL marriages in Gloucestershire 1800-1837 |
| Parish register transcripts: | Baptisms 1538-1812; Marriages 1539-1754; Burials 1538-1812 (Parish transcripts) |
| Parish register index: | Baptisms 1538-1812; Marriages 1539-1754; Burials 1538-1812 (Parish transcripts) |
| Monumental inscriptions: | Pre-1791, in Bigland's 'Historical, Monumental and Genealogical Collections relative to the county of Gloucester', D3471/1007,1137,1162 |

Not in the Parish Registers? Try:

| | |
|---------------------------|--|
| Non Conformist Registers: | Blockley (Baptist) See also: Chipping Campden (Baptist) <u>See Non-Conformist Guide</u> |
| Neighbouring parishes: | Try Chipping Campden, Ebrington, Batsford or Bourton-on-the-Hill (See Map) |

Want to know more?

Take a look at our research mini guides: Parish Registers (research mini guide 4), Bishops Transcripts (research mini guide 11), Marriage Licences (research mini guide 17), Marriage Indexes (research mini guide 28), Civil Certificates (research mini guide 24), Graves (research mini guide 27), Civil Cemeteries (research mini guide 2), Non-conformist Records (research mini guide 3)

Our wide range of research mini guides have been compiled by experts to help you find, use and understand key records. You can find them on site and online.

Boddington, St Mary Magdalen (registers start from 1652)

Boddington is a chapelry in the Diocese of Gloucester. It is annexed to the ancient parish of Staverton.

Parish registers on Ancestry:

For most parishes, you can see digital images of registers of baptisms and confirmations up to the end of 1913, marriages and banns up to the end of 1938, and burials up to the end of 1988 via the Ancestry website. All the registers on Ancestry have been indexed and can be accessed from the website by name or by place. (You can also access most registers of confirmations up to and including 1913 via the Ancestry website)



Parish registers at Gloucestershire Archives

We may also hold later or additional registers which have not been digitised. You can find details of **all the parish registers we currently hold for Boddington** by searching our online catalogue for finding reference **P53/IN/1**. Once you have got your hitlist, make sure you see the full catalogue entry for each register of interest by clicking on its finding reference (to the left of the entry). The full catalogue entry will tell you whether or not the register has been digitised by Ancestry. If you are interested in a register which has not been digitised by Ancestry, you will need to visit us to access it. The catalogue entry will tell you whether you can see the register on microfilm/microfiche, or whether you will need to pre-order the original register to view in the searchroom.

Bishops' Transcripts (contemporary copies of the parish registers sent to the Bishop)

These survive for Boddington for the years: 1612, 1620, 1626-28, 1632, 1636-38, 1640, 1660-64, 1667, 1670, 1672, 1676-1703, 1705-18, 1720-23, 1725-32, 1733-35, 1737-43, 1746-47, 1749-50, 1751-1812, 1813-1859

You can see digital images of these documents via the Ancestry website. They have been indexed and can be accessed by name or place.

You can access the Ancestry website for free from Gloucestershire Archives or any Gloucestershire Library with wi-fi, or from home with a subscription to www.ancestry.co.uk

Need some help to find what you're looking for? Try these:

| | |
|---|---|
| Gloucestershire Family History Society Marriage Index | Covers ALL marriages in Gloucestershire 1800-1837 |
| Parish register transcripts: | Baptisms 1841-1892 (PA311/2) |
| Monumental inscriptions: | Pre-1791, in Bigland's 'Historical, Monumental and Genealogical Collections relative to the county of Gloucester' |

Not in the Parish Registers? Try:

| | |
|---------------------------|--|
| Non Conformist Registers: | There are no non-conformist records for Boddington See also: Cheltenham (Baptist, Congregational, Countess of Huntingdon, Jewish, Methodist, Presbyterian, Roman Catholic, Quaker, Unitarian); Staverton (Methodist); Leigh (Methodist) <u>See Non-Conformist Guide</u> |
| Neighbouring parishes: | Try Uckington, Staverton, Leigh, Elmstone Hardwick or Cheltenham (See Map) |

Want to know more?

Take a look at our research mini guides: Parish Registers (research mini guide 4), Bishops Transcripts (research mini guide 11), Marriage Licences (research mini guide 17), Marriage Indexes (research mini guide 28), Civil Certificates (research mini guide 24), Graves (research mini guide 27), Civil Cemeteries (research mini guide 2), Non-conformist Records (research mini guide 3)

Our wide range of research mini guides have been compiled by experts to help you find, use and understand key records. You can find them on site and online.

Bourton-on-the-Hill, St Lawrence (registers start from 1568)

Bourton-on-the-Hill is an ancient parish in the Diocese of Gloucester. Moreton-in-Marsh was a chapelry of this parish until 1887.



Parish registers on Ancestry:

For most parishes, you can see digital images of registers of baptisms and confirmations up to the end of 1913, marriages and banns up to the end of 1938, and burials up to the end of 1988 via the Ancestry website. All the registers on Ancestry have been indexed and can be accessed from the website by name or by place. (You can also access most registers of confirmations up to and including 1913 via the Ancestry website)

Parish registers at Gloucestershire Archives

We may also hold later or additional registers which have not been digitised. You can find details of **all the parish registers we currently hold for Bourton-on-the-Hill** by searching our online catalogue for finding reference **P54/IN/1**. Once you have got your hitlist, make sure you see the full catalogue entry for each register of interest by clicking on its finding reference (to the left of the entry). The full catalogue entry will tell you whether or not the register has been digitised by Ancestry. If you are interested in a register which has not been digitised by Ancestry, you will need to visit us to access it. The catalogue entry will tell you whether you can see the register on microfilm/microfiche, or whether you will need to pre-order the original register to view in the searchroom.

Bishops' Transcripts (contemporary copies of the parish registers sent to the Bishop)

These survive for Bourton-on-the-Hill for the years: 1580, 1598, 1607, 1613, 1616-18, 1622, 1626, 1633, 1660-62, 1665-66, 1677-1780, 1782-1798, 1800-03, 1805-1812, 1813-1859

You can see digital images of these documents via the Ancestry website. They have been indexed and can be accessed by name or place.

You can access the Ancestry website for free from Gloucestershire Archives or any Gloucestershire Library with wi-fi, or from home with a subscription to www.ancestry.co.uk

Need some help to find what you're looking for? Try these:

Gloucestershire Family History Society Marriage Index

Covers ALL marriages in Gloucestershire 1800-1837

Monumental inscriptions:

Pre-1791, in Bigland's 'Historical, Monumental and Genealogical Collections relative to the county of Gloucester'

Not in the Parish Registers? Try:

Non Conformist Registers:

There are no non-conformist records for Bourton-on-the-Hill

See also: Blockley (Baptist), Cutsdean (Baptist)

See Non-Conformist Guide

Neighbouring parishes:

Try Moreton-in-Marsh, Blockley, Batsford,,Sezincote, Cutsdean or Snowhill (See Map)

Want to know more?

Take a look at our research mini guides: Parish Registers (research mini guide 4), Bishops Transcripts (research mini guide 11), Marriage Licences (research mini guide 17), Marriage Indexes (research mini guide 28), Civil Certificates (research mini guide 24), Graves (research mini guide 27), Civil Cemeteries (research mini guide 2), Non-conformist Records (research mini guide 3)

Our wide range of research mini guides have been compiled by experts to help you find, use and understand key records. You can find them on site and online.

Bourton-on-the-Water, St Lawrence (registers start from 1654)

Bourton-on-the-Water is an ancient parish in the Diocese of Gloucester, and includes the chapelry of Clapton. Lower Slaughter was a chapelry of this parish until 1953.



Parish registers on Ancestry:

For most parishes, you can see digital images of registers of baptisms and confirmations up to the end of 1913, marriages and banns up to the end of 1938, and burials up to the end of 1988 via the Ancestry website. All the registers on Ancestry have been indexed and can be accessed from the website by name or by place. (You can also access most registers of confirmations up to and including 1913 via the Ancestry website)

Parish registers at Gloucestershire Archives

We may also hold later or additional registers which have not been digitised. You can find details of **all the parish registers we currently hold for Bourton-on-the-Water** by searching our online catalogue for finding reference **P55/IN/1**. Once you have got your hitlist, make sure you see the full catalogue entry for each register of interest by clicking on its finding reference (to the left of the entry). The full catalogue entry will tell you whether or not the register has been digitised by Ancestry. If you are interested in a register which has not been digitised by Ancestry, you will need to visit us to access it. The catalogue entry will tell you whether you can see the register on microfilm/microfiche, or whether you will need to pre-order the original register to view in the searchroom.

Bishops' Transcripts (contemporary copies of the parish registers sent to the Bishop)

These survive for Bourton-on-the-Water for the years: 1580, 1605, 1608, 1610, 1612-13, 1618, 1620-25, 1627-29, 1639, 1660-62, 1665, 1685-87, 1689, 1698, 1700, 1705-1802, 1804-1812, 1813-1859

You can see digital images of these documents via the Ancestry website. They have been indexed and can be accessed by name or place.

You can access the Ancestry website for free from Gloucestershire Archives or any Gloucestershire Library with wi-fi, or from home with a subscription to www.ancestry.co.uk

Need some help to find what you're looking for? Try these:

| | |
|---|---|
| Gloucestershire Family History Society Marriage Index | Covers ALL marriages in Gloucestershire 1800-1837 |
| Parish register transcripts: | Baptisms, Marriages, Burials 1654-1852 (Parish Transcripts) Marriages 1654-1837 (Phillimore vol. 17 – light green) |
| Parish register index: | Baptisms, Marriages, Burials 1654-1852 (Parish Transcripts) Marriages 1654-1837 (Roe's Marriage Index brides & grooms) |
| Monumental inscriptions: | Pre-1791, in Bigland's 'Historical, Monumental and Genealogical Collections relative to the county of Gloucester' 1982 (D5102/3) |

Not in the Parish Registers? Try:

| | |
|---------------------------|---|
| Non Conformist Registers: | Bourton on the Water (Baptist, Methodist) <u>See Non-Conformist Guide</u> |
| Neighbouring parishes: | Try Aston Blank, Upper Slaughter, Wick Rissington, Little or Great Rissington (See Map) |

Want to know more?

Take a look at our research mini guides: Parish Registers (research mini guide 4), Bishops Transcripts (research mini guide 11), Marriage Licences (research mini guide 17), Marriage Indexes (research mini guide 28), Civil Certificates (research mini guide 24), Graves (research mini guide 27), Civil Cemeteries (research mini guide 2), Non-conformist Records (research mini guide 3)

Our wide range of research mini guides have been compiled by experts to help you find, use and understand key records. You can find them on site and online.

Boxwell with Leighterton, St Mary (registers start from 1548)

Boxwell is an ancient parish in the Diocese of Gloucester. The chapelry of Leighterton, St Andrew, formerly St James, is annexed to it.

Parish registers on Ancestry:

For most parishes, you can see digital images of registers of baptisms and confirmations up to the end of 1913, marriages and banns up to the end of 1938, and burials up to the end of 1988 via the Ancestry website. All the registers on Ancestry have been indexed and can be accessed from the website by name or by place. (You can also access most registers of confirmations up to and including 1913 via the Ancestry website)



Parish registers at Gloucestershire Archives

We may also hold later or additional registers which have not been digitised. You can find details of **all the parish registers we currently hold for Boxwell with Leighterton** by searching our online catalogue for finding reference **P56/IN/1**. Once you have got your hitlist, make sure you see the full catalogue entry for each register of interest by clicking on its finding reference (to the left of the entry). The full catalogue entry will tell you whether or not the register has been digitised by Ancestry. If you are interested in a register which has not been digitised by Ancestry, you will need to visit us to access it. The catalogue entry will tell you whether you can see the register on microfilm/microfiche, or whether you will need to pre-order the original register to view in the searchroom.

Bishops' Transcripts (contemporary copies of the parish registers sent to the Bishop)

These survive for Boxwell with Leighterton for the years: 1606-07, 1613, 1617, 1620-26, 1629-30, 1637-40, 1661, 1664, 1667, 1675, 1677-83, 1685-1687 and MF520 for 1687-1707, 1709-51, 1753-55, 1757-1812, 1813-1859 and 1 undated.

You can see digital images of these documents via the Ancestry website. They have been indexed and can be accessed by name or place.

You can access the Ancestry website for free from Gloucestershire Archives or any Gloucestershire Library with wi-fi, or from home with a subscription to www.ancestry.co.uk

Need some help to find what you're looking for? Try these:

| | |
|---|---|
| Gloucestershire Family History Society Marriage Index | Covers ALL marriages in Gloucestershire 1800-1837 |
| Parish register transcripts: | Marriages 1572-1812 (Phillimore vol.13 – light green) Marriages 1813-1837 (Roe's Marriage Index vol. 5 - blue) |
| Parish register index: | Marriages 1572-1812 (Roe's Marriage Index brides & grooms) |
| Monumental inscriptions: | Pre-1791, in Bigland's 'Historical, Monumental and Genealogical Collections relative to the county of Gloucester' |

Not in the Parish Registers? Try:

| | |
|---------------------------|---|
| Non Conformist Registers: | There are no non-conformist records for Boxwell with Leighterton. See also: Hawkesbury (Baptist) <u>See Non-Conformist Guide</u> |
| Neighbouring parishes: | Try Westonbirt, Didmarton, Ozleworth, Newington Bagpath or Hawkesbury (See Map) |

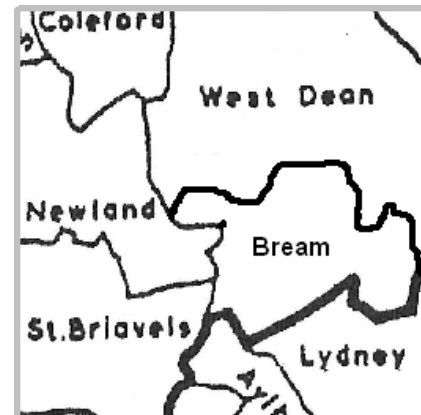
Want to know more?

Take a look at our research mini guides: Parish Registers (research mini guide 4), Bishops Transcripts (research mini guide 11), Marriage Licences (research mini guide 17), Marriage Indexes (research mini guide 28), Civil Certificates (research mini guide 24), Graves (research mini guide 27), Civil Cemeteries (research mini guide 2), Non-conformist Records (research mini guide 3)

Our wide range of research mini guides have been compiled by experts to help you find, use and understand key records. You can find them on site and online.

Bream, St James (registers start from 1751)

Bream is an ecclesiastical parish in the Diocese of Gloucester. It was formed from Newland and West Dean in 1854, and was formerly a chapelry of Newland.



Parish registers on Ancestry:

For most parishes, you can see digital images of registers of baptisms and confirmations up to the end of 1913, marriages and banns up to the end of 1938, and burials up to the end of 1988 via the Ancestry website. All the registers on Ancestry have been indexed and can be accessed from the website by name or by place. (You can also access most registers of confirmations up to and including 1913 via the Ancestry website)

Parish registers at Gloucestershire Archives

We may also hold later or additional registers which have not been digitised. You can find details of **all the parish registers we currently hold for Bream** by searching our online catalogue for finding reference **P57/IN/1**. Once you have got your hitlist, make sure you see the full catalogue entry for each register of interest by clicking on its finding reference (to the left of the entry). The full catalogue entry will tell you whether or not the register has been digitised by Ancestry. If you are interested in a register which has not been digitised by Ancestry, you will need to visit us to access it. The catalogue entry will tell you whether you can see the register on microfilm/microfiche, or whether you will need to pre-order the original register to view in the searchroom.

Bishops' Transcripts (contemporary copies of the parish registers sent to the Bishop)

These survive for Bream for the years: 1813-1859. (For earlier Bishops Transcripts see Newland)

You can see digital images of these documents via the Ancestry website. They have been indexed and can be accessed by name or place.

You can access the Ancestry website for free from Gloucestershire Archives or any Gloucestershire Library with wi-fi, or from home with a subscription to www.ancestry.co.uk

Need some help to find what you're looking for? Try these:

Gloucestershire Family History Society Marriage Index Covers ALL marriages in Gloucestershire 1800-1837

Not in the Parish Registers? Try:

Non Conformist Registers: There are no non-conformist records for Bream
See also: Newland (Baptist, Congregational, Countess of Huntingdon, Methodist, Undenominational); St Briavels (Congregational); Lydney (Methodist)

See Non-Conformist Guide

Neighbouring parishes: Try Newland, St Briavels, West Dean or Lydney (See Map)

Want to know more?

Take a look at our research mini guides: Parish Registers (research mini guide 4), Bishops Transcripts (research mini guide 11), Marriage Licences (research mini guide 17), Marriage Indexes (research mini guide 28), Civil Certificates (research mini guide 24), Graves (research mini guide 27), Civil Cemeteries (research mini guide 2), Non-conformist Records (research mini guide 3)

Our wide range of research mini guides have been compiled by experts to help you find, use and understand key records. You can find them on site and online.

Brimpsfield, St Michael (registers start from 1587)

Brimpsfield is an ancient parish in the Diocese of Gloucester.

Parish registers on Ancestry:

For most parishes, you can see digital images of registers of baptisms and confirmations up to the end of 1913, marriages and banns up to the end of 1938, and burials up to the end of 1988 via the Ancestry website. All the registers on Ancestry have been indexed and can be accessed from the website by name or by place. (You can also access most registers of confirmations up to and including 1913 via the Ancestry website)



Parish registers at Gloucestershire Archives

We may also hold later or additional registers which have not been digitised. You can find details of **all the parish registers we currently hold for Brimpsfield** by searching our online catalogue for finding reference **P58/IN/1**. Once you have got your hitlist, make sure you see the full catalogue entry for each register of interest by clicking on its finding reference (to the left of the entry). The full catalogue entry will tell you whether or not the register has been digitised by Ancestry. If you are interested in a register which has not been digitised by Ancestry, you will need to visit us to access it. The catalogue entry will tell you whether you can see the register on microfilm/microfiche, or whether you will need to pre-order the original register to view in the searchroom.

Bishops' Transcripts (contemporary copies of the parish registers sent to the Bishop)

These survive for Brimpsfield for the years: 1616-18, 1620-26, 1637-38, 1662-63, 1670, 1672, 1674-75, 1677-88, 1690-1783, 1785-86, 1787, 1788-1812, 1813-1859

You can see digital images of these documents via the Ancestry website. They have been indexed and can be accessed by name or place.

You can access the Ancestry website for free from Gloucestershire Archives or any Gloucestershire Library with wi-fi, or from home with a subscription to www.ancestry.co.uk

Need some help to find what you're looking for? Try these:

Gloucestershire Family History Society Marriage Index Covers ALL marriages in Gloucestershire 1800-1837

Not in the Parish Registers? Try:

Non Conformist Registers: There are no non-conformist records for Brimpsfield.
See also: Cranham (Congregational, Methodist); Miserden (Methodist)
See Non-Conformist Guide

Neighbouring parishes: Try Elkstone, Cowley, Great Witcombe, Cranham, Miserden or Winstone (See Map)

Want to know more?

Take a look at our research mini guides: Parish Registers (research mini guide 4), Bishops Transcripts (research mini guide 11), Marriage Licences (research mini guide 17), Marriage Indexes (research mini guide 28), Civil Certificates (research mini guide 24), Graves (research mini guide 27), Civil Cemeteries (research mini guide 2), Non-conformist Records (research mini guide 3)

Our wide range of research mini guides have been compiled by experts to help you find, use and understand key records. You can find them on site and online.

Brimscombe, Holy Trinity (registers start from 1841)

Brimscombe is an ecclesiastical parish in the Diocese of Gloucester. It was formed from Minchinhampton and Rodborough in 1840.

Parish registers on Ancestry:

For most parishes, you can see digital images of registers of baptisms and confirmations up to the end of 1913, marriages and banns up to the end of 1938, and burials up to the end of 1988 via the Ancestry website. All the registers on Ancestry have been indexed and can be accessed from the website by name or by place. (You can also access most registers of confirmations up to and including 1913 via the Ancestry website)



Parish registers at Gloucestershire Archives

We may also hold later or additional registers which have not been digitised. You can find details of **all the parish registers we currently hold for Brimscombe** by searching our online catalogue for finding reference **P59/IN/1**. Once you have got your hitlist, make sure you see the full catalogue entry for each register of interest by clicking on its finding reference (to the left of the entry). The full catalogue entry will tell you whether or not the register has been digitised by Ancestry. If you are interested in a register which has not been digitised by Ancestry, you will need to visit us to access it. The catalogue entry will tell you whether you can see the register on microfilm/microfiche, or whether you will need to pre-order the original register to view in the searchroom.

Bishops' Transcripts (contemporary copies of the parish registers sent to the Bishop)

These survive for Brimscombe for the years: 1841-1859

You can see digital images of these documents via the Ancestry website. They have been indexed and can be accessed by name or place.

You can access the Ancestry website for free from Gloucestershire Archives or any Gloucestershire Library with wi-fi, or from home with a subscription to www.ancestry.co.uk

Need some help to find what you're looking for? Try these:

Monumental inscriptions: Extracts (Gloucester Notes and Queries vol. IV p459)

Not in the Parish Registers? Try:

Non Conformist Registers: There are no non-conformist records for Brimscombe
See also: Minchinhampton (Congregational [Rodbrough Tabernacle], Methodist), Bisley (Baptist, Congregational, Methodist)

See Non-Conformist Guide

Neighbouring parishes: Try Minchinhampton, Rodborough, Thrupp or Chalford/Bisley (See Map)

Want to know more?

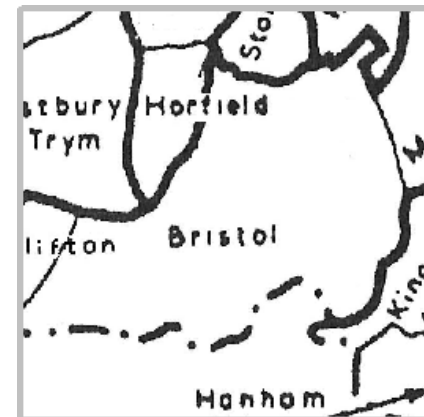
Take a look at our research mini guides: Parish Registers (research mini guide 4), Bishops Transcripts (research mini guide 11), Marriage Licences (research mini guide 17), Marriage Indexes (research mini guide 28), Civil Certificates (research mini guide 24), Graves (research mini guide 27), Civil Cemeteries (research mini guide 2), Non-conformist Records (research mini guide 3)

Our wide range of research mini guides have been compiled by experts to help you find, use and understand key records. You can find them on site and online.

Bristol, Various Parishes

Bristol is a Diocese in its own right and there are many parishes within Bristol.

The registers for Bristol (and other parishes in the Diocese of Bristol) are held at Bristol Archives



For more information about Bristol Archives please visit www.bristol.gov.uk/archives or phone 0117 922 4224

Resources available at Gloucestershire Archives:

| | |
|------------------------------|---|
| Parish register transcripts: | Roes Marriage Index Bristol vol. 1 & 2 |
| Parish register index: | Roes Marriage Index Bristol vol. 2 |
| Monumental inscriptions: | Pre-1791, in Bigland's 'Historical, Monumental and Genealogical Collections relative to the county of Gloucester' |

St Augustine the Less

Parish register transcripts: Baptisms, Marriages and Burials 1577-1700 (GAL/C5 – BGAS Transcriptions)

Bristol Cathedral

Parish register Index: Marriages 1669-1837 (Roe's Marriage Index brides & grooms)

Broadwell, St Paul (registers start from 1605)

Broadwell is an ancient parish in the Diocese of Gloucester. It has been united with Stow-on-the-Wold since 1936.

Parish registers on Ancestry:

For most parishes, you can see digital images of registers of baptisms and confirmations up to the end of 1913, marriages and banns up to the end of 1938, and burials up to the end of 1988 via the Ancestry website. All the registers on Ancestry have been indexed and can be accessed from the website by name or by place. (You can also access most registers of confirmations up to and including 1913 via the Ancestry website)



Parish registers at Gloucestershire Archives

We may also hold later or additional registers which have not been digitised. You can find details of **all the parish registers we currently hold for Broadwell** by searching our online catalogue for finding reference **P61/IN/1**. Once you have got your hitlist, make sure you see the full catalogue entry for each register of interest by clicking on its finding reference (to the left of the entry). The full catalogue entry will tell you whether or not the register has been digitised by Ancestry. If you are interested in a register which has not been digitised by Ancestry, you will need to visit us to access it. The catalogue entry will tell you whether you can see the register on microfilm/microfiche, or whether you will need to pre-order the original register to view in the searchroom.

Bishops' Transcripts (contemporary copies of the parish registers sent to the Bishop)

These survive for Broadwell for the years: 1580-1605, 1612-13, 1617-18, 1622-24, 1628, 1637, 1640, 1660-67, 1669-70, 1672, 1674, 1676-78, 1680-88, 1690-95, 1697-1710, 1712-15, 1717-41, 1743-47, 1749-52, 1754-1803, 1805-12, 1813-1859 and 1 undated

You can see digital images of these documents via the Ancestry website. They have been indexed and can be accessed by name or place.

You can access the Ancestry website for free from Gloucestershire Archives or any Gloucestershire Library with wi-fi, or from home with a subscription to www.ancestry.co.uk

Need some help to find what you're looking for? Try these:

| | |
|---|--|
| Gloucestershire Family History Society Marriage Index | Covers ALL marriages in Gloucestershire 1800-1837 |
| Parish register transcripts: | Marriages 1605-1812 (Phillimore vol. 14 – light green) |
| Parish register index: | Marriages 1605-1812 (Roe's Marriage Index brides & grooms) |
| Monumental inscriptions: | Pre-1791, in Bigland's 'Historical, Monumental and Genealogical Collections relative to the county of Gloucester' 1891 (P61 IN 1/1) |

Not in the Parish Registers? Try:

| | |
|---------------------------|---|
| Non Conformist Registers: | There are no non-conformist records for Broadwell See also: Stow-on-the-Wold (Baptist, Methodist); Oddington (Methodist) <u>See Non-Conformist Guide</u> |
| Neighbouring parishes: | Try Donnington, Evenlode, Oddington, Mangersbury, Stow on the Wold or Upper & Lower Swell (See Map) |

Want to know more?

Take a look at our research mini guides: Parish Registers (research mini guide 4), Bishops Transcripts (research mini guide 11), Marriage Licences (research mini guide 17), Marriage Indexes (research mini guide 28), Civil Certificates (research mini guide 24), Graves (research mini guide 27), Civil Cemeteries (research mini guide 2), Non-conformist Records (research mini guide 3)

Our wide range of research mini guides have been compiled by experts to help you find, use and understand key records. You can find them on site and online.

Brockworth, St George (registers start from 1559)

Brockworth is an ancient parish in the Diocese of Gloucester.

Parish registers on Ancestry:

For most parishes, you can see digital images of registers of baptisms and confirmations up to the end of 1913, marriages and banns up to the end of 1938, and burials up to the end of 1988 via the Ancestry website. All the registers on Ancestry have been indexed and can be accessed from the website by name or by place. (You can also access most registers of confirmations up to and including 1913 via the Ancestry website)



Parish registers at Gloucestershire Archives

We may also hold later or additional registers which have not been digitised. You can find details of **all the parish registers we currently hold for Brockworth** by searching our online catalogue for finding reference **P62/IN/1**. Once you have got your hitlist, make sure you see the full catalogue entry for each register of interest by clicking on its finding reference (to the left of the entry). The full catalogue entry will tell you whether or not the register has been digitised by Ancestry. If you are interested in a register which has not been digitised by Ancestry, you will need to visit us to access it. The catalogue entry will tell you whether you can see the register on microfilm/microfiche, or whether you will need to pre-order the original register to view in the searchroom.

Bishops' Transcripts (contemporary copies of the parish registers sent to the Bishop)

These survive for Brockworth for the years: 1600-01, 1605-06, 1612-13, 1616-18, 1620, 1622, 1624-25, 1628-29, 1632, 1637, 1639, 1660, 1663, 1667, 1669, 1672, 1675-77, 1679-89, 1691-93, 1696-1702, 1704-06, 1708-19, 1721-59, 1761-65, 1767-70, 1772-74, 1777-1812, 1813-1859

You can see digital images of these documents via the Ancestry website. They have been indexed and can be accessed by name or place.

You can access the Ancestry website for free from Gloucestershire Archives or any Gloucestershire Library with wi-fi, or from home with a subscription to www.ancestry.co.uk

Need some help to find what you're looking for? Try these:

| | |
|---|--|
| Gloucestershire Family History Society Marriage Index | Covers ALL marriages in Gloucestershire 1800-1837 |
| Parish register transcripts: | Baptisms 1559-1885; Marriages 1559-1885 ; Burials 1559-1883 (Parish transcripts) |
| Monumental inscriptions: | Pre-1791, in Bigland's 'Historical, Monumental and Genealogical Collections relative to the county of Gloucester' c.1700-1978 (GAL/K3/47212/GS – available on open shelves) |

Not in the Parish Registers? Try:

| | |
|---------------------------|---|
| Non Conformist Registers: | There are no non-conformist records for Brockworth See also: Churchdown (Methodist); Upton St Leonards (Methodist); Gloucester (Baptist, Church of Christ [Derby Road Tabernacle], Congregational, Countess of Huntingdon, Jewish, Methodist, Presbyterian, Roman Catholic, Quaker, Unitarian) <u>See Non-Conformist Guide</u> |
| Neighbouring parishes: | Try Hucclecote, Churchdown, Badgeworth, Great Witcombe, Cranham, Upton St Leonards. Also consider Gloucester. (See Map) |

Want to know more?

Take a look at our research mini guides: Parish Registers (research mini guide 4), Bishops Transcripts (research mini guide 11), Marriage Licences (research mini guide 17), Marriage Indexes (research mini guide 28), Civil Certificates (research mini guide 24), Graves (research mini guide 27), Civil Cemeteries (research mini guide 2), Non-conformist Records (research mini guide 3)

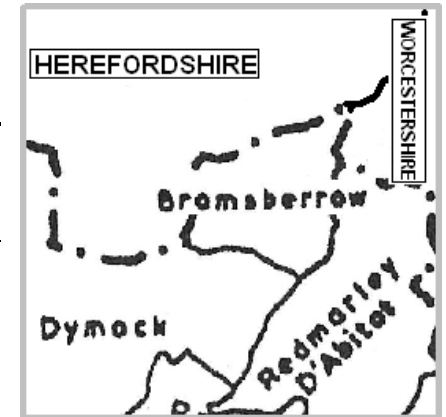
Our wide range of research mini guides have been compiled by experts to help you find, use and understand key records. You can find them on site and online.

Bromsberrow, St Mary (registers start from 1558)

Bromsberrow is an ancient parish in the Diocese of Gloucester.

Parish registers on Ancestry:

For most parishes, you can see digital images of registers of baptisms and confirmations up to the end of 1913, marriages and banns up to the end of 1938, and burials up to the end of 1988 via the Ancestry website. All the registers on Ancestry have been indexed and can be accessed from the website by name or by place. (You can also access most registers of confirmations up to and including 1913 via the Ancestry website)



Parish registers at Gloucestershire Archives

We may also hold later or additional registers which have not been digitised. You can find details of **all the parish registers we currently hold for Bromsberrow** by searching our online catalogue for finding reference **P63/IN/1**. Once you have got your hitlist, make sure you see the full catalogue entry for each register of interest by clicking on its finding reference (to the left of the entry). The full catalogue entry will tell you whether or not the register has been digitised by Ancestry. If you are interested in a register which has not been digitised by Ancestry, you will need to visit us to access it. The catalogue entry will tell you whether you can see the register on microfilm/microfiche, or whether you will need to pre-order the original register to view in the searchroom.

Bishops' Transcripts (contemporary copies of the parish registers sent to the Bishop)

These survive for Bromsberrow for the years: 1746-1810, 1813-1859

You can see digital images of these documents via the Ancestry website. They have been indexed and can be accessed by name or place.

You can access the Ancestry website for free from Gloucestershire Archives or any Gloucestershire Library with wi-fi, or from home with a subscription to www.ancestry.co.uk

Need some help to find what you're looking for? Try these:

| | |
|---|---|
| Gloucestershire Family History Society Marriage Index | Covers ALL marriages in Gloucestershire 1800-1837 |
| Parish register transcripts: | Marriages 1558-1837 (Phillimore vol. 17 – light green) Burials 1745-1996 (D7547/5/3) |
| Parish register index: | Marriages 1558-1837 (Roe's Marriage Index brides & grooms) |
| Monumental inscriptions: | Pre-1791, in Bigland's 'Historical, Monumental and Genealogical Collections relative to the county of Gloucester' |

Not in the Parish Registers? Try:

| | |
|---------------------------|--|
| Non Conformist Registers: | Bromsberrow (Methodist) See also: Dymock (Baptist); Redmarley (Methodist) <u>See Non-Conformist Guide</u> |
| Neighbouring parishes: | Try Dymock or Redmarley D'Abitot (See Map) |

Want to know more?

Take a look at our research mini guides: Parish Registers (research mini guide 4), Bishops Transcripts (research mini guide 11), Marriage Licences (research mini guide 17), Marriage Indexes (research mini guide 28), Civil Certificates (research mini guide 24), Graves (research mini guide 27), Civil Cemeteries (research mini guide 2), Non-conformist Records (research mini guide 3)

Our wide range of research mini guides have been compiled by experts to help you find, use and understand key records. You can find them on site and online.

Brookthorpe, St Swithin (registers start from 1730)

Brookthorpe is an ancient parish in the Diocese of Gloucester. It has been united with Whaddon since 1840. Brookthorpe church was declared redundant on 23 March 1997.



Parish registers on Ancestry:

For most parishes, you can see digital images of registers of baptisms and confirmations up to the end of 1913, marriages and banns up to the end of 1938, and burials up to the end of 1988 via the Ancestry website. All the registers on Ancestry have been indexed and can be accessed from the website by name or by place. (You can also access most registers of confirmations up to and including 1913 via the Ancestry website)

Parish registers at Gloucestershire Archives

We may also hold later or additional registers which have not been digitised. You can find details of **all the parish registers we currently hold for Brookthorpe** by searching our online catalogue for finding reference **P64/IN/1**. Once you have got your hitlist, make sure you see the full catalogue entry for each register of interest by clicking on its finding reference (to the left of the entry). The full catalogue entry will tell you whether or not the register has been digitised by Ancestry. If you are interested in a register which has not been digitised by Ancestry, you will need to visit us to access it. The catalogue entry will tell you whether you can see the register on microfilm/microfiche, or whether you will need to pre-order the original register to view in the searchroom.

Bishops' Transcripts (contemporary copies of the parish registers sent to the Bishop)

These survive for Brookthorpe for the years: 1569-78, 1617, 1620, 1622, 1629, 1633, 1637-39, 1669, 1671-72, 1674-95, 1700-8, 1709-1756, 1758, 1760, 1762, 1764-1812, 1813-1859

You can see digital images of these documents via the Ancestry website. They have been indexed and can be accessed by name or place.

You can access the Ancestry website for free from Gloucestershire Archives or any Gloucestershire Library with wi-fi, or from home with a subscription to www.ancestry.co.uk

Need some help to find what you're looking for? Try these:

| | |
|---|--|
| Gloucestershire Family History Society Marriage Index | Covers ALL marriages in Gloucestershire 1800-1837 |
| Parish register transcripts: | Marriages 1617-1812 (Phillimore vol. 13 – light green) Marriages 1813-1837 (Roe's Marriage Index vol. 6 - blue) |
| Parish register index: | Marriages 1617-1812 (Roe's Marriage Index brides & grooms) |
| Monumental inscriptions: | Pre-1791, in Bigland's 'Historical, Monumental and Genealogical Collections relative to the county of Gloucester' |

Not in the Parish Registers? Try:

| | |
|---------------------------|---|
| Non Conformist Registers: | There are no non-conformist records for Brookthorpe. See also: Upton St Leonards (Methodist); Quedgeley (Methodist); Gloucester (Baptist, Church of Christ [Derby Road Tabernacle], Congregational, Countess of Huntingdon, Jewish, Methodist, Presbyterian, Roman Catholic, Quaker, Unitarian) <u>See Non-Conformist Guide</u> |
| Neighbouring parishes: | Try Whaddon, Upton St Leonards, Harescombe, Haresfield, Hardwick or Quedgeley. (See Map) |

Want to know more?

Take a look at our research mini guides: Parish Registers (research mini guide 4), Bishops Transcripts (research mini guide 11), Marriage Licences (research mini guide 17), Marriage Indexes (research mini guide 28), Civil Certificates (research mini guide 24), Graves (research mini guide 27), Civil Cemeteries (research mini guide 2), Non-conformist Records (research mini guide 3)

Our wide range of research mini guides have been compiled by experts to help you find, use and understand key records. You can find them on site and online.

Buckland, St Michael (registers start from 1539)

Buckland is an ancient parish in the Diocese of Gloucester. It used to include the chapelry of Laverton, which was a poor-house in the 18th century and was destroyed in the 19th century.

Parish registers on Ancestry:

For most parishes, you can see digital images of registers of baptisms and confirmations up to the end of 1913, marriages and banns up to the end of 1938, and burials up to the end of 1988 via the Ancestry website. All the registers on Ancestry have been indexed and can be accessed from the website by name or by place. (You can also access most registers of confirmations up to and including 1913 via the Ancestry website)



Parish registers at Gloucestershire Archives

We may also hold later or additional registers which have not been digitised. You can find details of **all the parish registers we currently hold for Buckland** by searching our online catalogue for finding reference **P65/IN/1**. Once you have got your hitlist, make sure you see the full catalogue entry for each register of interest by clicking on its finding reference (to the left of the entry). The full catalogue entry will tell you whether or not the register has been digitised by Ancestry. If you are interested in a register which has not been digitised by Ancestry, you will need to visit us to access it. The catalogue entry will tell you whether you can see the register on microfilm/microfiche, or whether you will need to pre-order the original register to view in the searchroom.

Bishops' Transcripts (contemporary copies of the parish registers sent to the Bishop)

These survive for Buckland for the years: 1599-1602, 1606, 1612-13, 1616-18, 1620-26, 1628-29, 1631, 1637-38, 1640, 1660, 1662, 1666-67, 1669-70, 1672-1673, 1675-87, 1689-96, 1698-1702, 1704-14, 1717(2), 1718-25, 1727, 1729-84, ? 1785, 1786-1800, 1802-03, 1805-12, 1813-1859

You can see digital images of these documents via the Ancestry website. They have been indexed and can be accessed by name or place.

You can access the Ancestry website for free from Gloucestershire Archives or any Gloucestershire Library with wi-fi, or from home with a subscription to www.ancestry.co.uk

Need some help to find what you're looking for? Try these:

| | |
|---|---|
| Gloucestershire Family History Society Marriage Index | Covers ALL marriages in Gloucestershire 1800-1837 |
| Parish register transcripts: | Marriages 1539-1812 (Phillimore vol. 4 – light green) Baptisms 1539-1804; Marriages 1539-1808 ; Burials 1539-1804 (Parish transcripts) |
| Parish register index: | Marriages 1539-1812 (Roe's Marriage Index brides & grooms) |
| Monumental inscriptions: | Pre-1791, in Bigland's 'Historical, Monumental and Genealogical Collections relative to the county of Gloucester' |

Not in the Parish Registers? Try:

| | |
|---------------------------|--|
| Non Conformist Registers: | There are no non-conformist records for Buckland <u>See Non-Conformist Guide</u> |
| Neighbouring parishes: | Try Childswickham, Aston Somerville, Wormington, Stanton or Snowhill (See Map) |

Want to know more?

Take a look at our research mini guides: Parish Registers (research mini guide 4), Bishops Transcripts (research mini guide 11), Marriage Licences (research mini guide 17), Marriage Indexes (research mini guide 28), Civil Certificates (research mini guide 24), Graves (research mini guide 27), Civil Cemeteries (research mini guide 2), Non-conformist Records (research mini guide 3)

Our wide range of research mini guides have been compiled by experts to help you find, use and understand key records. You can find them on site and online.

Bulley, St Michael (registers start from 1673)

Bulley is a chapelry annexed to the ancient parish of Churcham in the Diocese of Gloucester. It has been in the civil parish of Churcham since 1935.

Parish registers on Ancestry:

For most parishes, you can see digital images of registers of baptisms and confirmations up to the end of 1913, marriages and banns up to the end of 1938, and burials up to the end of 1988 via the Ancestry website. All the registers on Ancestry have been indexed and can be accessed from the website by name or by place. (You can also access most registers of confirmations up to and including 1913 via the Ancestry website)



Parish registers at Gloucestershire Archives

We may also hold later or additional registers which have not been digitised. You can find details of **all the parish registers we currently hold for Bulley** by searching our online catalogue for finding reference **P66/IN/1**. Once you have got your hitlist, make sure you see the full catalogue entry for each register of interest by clicking on its finding reference (to the left of the entry). The full catalogue entry will tell you whether or not the register has been digitised by Ancestry. If you are interested in a register which has not been digitised by Ancestry, you will need to visit us to access it. The catalogue entry will tell you whether you can see the register on microfilm/microfiche, or whether you will need to pre-order the original register to view in the searchroom.

Bishops' Transcripts (contemporary copies of the parish registers sent to the Bishop)

These survive for Bulley for the years: 1601, 1638-39, 1692, 1694, 1701-02, 1707-09, 1712-19, 1721-35, 1737, 1740-52, 1754-59, 1761-63, 1764(2), 1765-99, 1804-08, 1810-12, 1813-1859

You can see digital images of these documents via the Ancestry website. They have been indexed and can be accessed by name or place.

You can access the Ancestry website for free from Gloucestershire Archives or any Gloucestershire Library with wi-fi, or from home with a subscription to www.ancestry.co.uk

Need some help to find what you're looking for? Try these:

| | |
|---|---|
| Gloucestershire Family History Society Marriage Index | Covers ALL marriages in Gloucestershire 1800-1837 |
| Parish register transcripts: | Marriages 1639-1837 (Roe's Marriage Index vols. 1 & 5 - blue) |
| Monumental inscriptions: | Pre-1791, in Bigland's 'Historical, Monumental and Genealogical Collections relative to the county of Gloucester' |

Not in the Parish Registers? Try:

| | |
|---------------------------|---|
| Non Conformist Registers: | There are no non-conformist records for Bulley See also: Westbury-on-Severn (Congregational, Methodist); Tibberton (Methodist); Churcham (Methodist); Gloucester (Baptist, Church of Christ [Derby Road Tabernacle], Congregational, Countess of Huntingdon, Jewish, Methodist, Presbyterian, Roman Catholic, Quaker, Unitarian) <u>See Non-Conformist Guide</u> |
| Neighbouring parishes: | Try Churcham, Tibberton, Highnam or Westbury on Severn. Also consider Gloucester (See Map) |

Want to know more?

Take a look at our research mini guides: Parish Registers (research mini guide 4), Bishops Transcripts (research mini guide 11), Marriage Licences (research mini guide 17), Marriage Indexes (research mini guide 28), Civil Certificates (research mini guide 24), Graves (research mini guide 27), Civil Cemeteries (research mini guide 2), Non-conformist Records (research mini guide 3)

Our wide range of research mini guides have been compiled by experts to help you find, use and understand key records. You can find them on site and online.

Bussage, St Michael and All Angels (registers start from 1848)

The parish of Bussage was formed from Bisley in 1848. It has been in the civil parish of Chalford since 1894.

The Registers for Bussage are still held at the Parish. Please ask at the Enquiries Desk for contact details

Parish registers on Ancestry:

For most parishes, you can see digital images of registers of baptisms and confirmations up to the end of 1913, marriages and banns up to the end of 1938, and burials up to the end of 1988 via the Ancestry website. All the registers on Ancestry have been indexed and can be accessed from the website by name or by place. (You can also access most registers of confirmations up to and including 1913 via the Ancestry website)



Parish registers at Gloucestershire Archives

We may also hold later or additional registers which have not been digitised. You can find details of **all the parish registers we currently hold for Bussage** by searching our online catalogue for finding reference **P67/IN/1**. Once you have got your hitlist, make sure you see the full catalogue entry for each register of interest by clicking on its finding reference (to the left of the entry). The full catalogue entry will tell you whether or not the register has been digitised by Ancestry. If you are interested in a register which has not been digitised by Ancestry, you will need to visit us to access it. The catalogue entry will tell you whether you can see the register on microfilm/microfiche, or whether you will need to pre-order the original register to view in the searchroom.

Bishops' Transcripts (contemporary copies of the parish registers sent to the Bishop)

These survive for Bussage for the years: 1848-1859

You can see digital images of these documents via the Ancestry website. They have been indexed and can be accessed by name or place.

You can access the Ancestry website for free from Gloucestershire Archives or any Gloucestershire Library with wi-fi, or from home with a subscription to www.ancestry.co.uk

Other Sources:

| | |
|--------------------------|----------------|
| Monumental inscriptions: | 1984 (D5102/4) |
|--------------------------|----------------|

Want to know more?

Take a look at our research mini guides: Parish Registers (research mini guide 4), Bishops Transcripts (research mini guide 11), Marriage Licences (research mini guide 17), Marriage Indexes (research mini guide 28), Civil Certificates (research mini guide 24), Graves (research mini guide 27), Civil Cemeteries (research mini guide 2), Non-conformist Records (research mini guide 3)

Our wide range of research mini guides have been compiled by experts to help you find, use and understand key records. You can find them on site and online.

