

Gloucestershire Migration Briefing

December 2025

This briefing contains an overview of the most recent publicly available information for the asylum route and main refugee schemes in Gloucestershire, using data from 30th September 2025.

Contents

| | |
|---|----|
| Key definitions..... | 1 |
| Facts about refugees and asylum seekers | 2 |
| Resettlement Schemes | 3 |
| Afghan Resettlement Programme (ARP)..... | 3 |
| UK Resettlement Scheme (UKRS)..... | 4 |
| Homes for Ukraine..... | 5 |
| Asylum Route | 8 |
| National Picture | 8 |
| Local Picture | 9 |
| Future Updates | 10 |

Key definitions

Migration is the movement of people from one place to another, to settle in a new location. It may be voluntary or involuntary. Reasons for migrating include economic, environmental and social issues. A **migrant** is a person who has moved away from their country of origin, usually for work, study or to join family.

A **refugee** is a person who has been forced to leave their home country to escape war, persecution, violence or national disaster and is not able to return until conditions are safe again. A refugee has a legal status that provides them with rights and protections. Ukrainians arriving through the Homes for Ukraine scheme are referred to as guests as they stay in homes of UK sponsors or hosts. Although they do not have refugee status in the UK, they are refugees by definition.

An **asylum seeker** is a person who is in the process of claiming protection in another country, having left their home country due to war, persecution, violence or national disaster. While waiting for a decision on their asylum claim, they will have limited rights in the country of asylum. Not every asylum seeker will be recognised as a refugee.

Facts about refugees and asylum seekers

- The UK is home to around 0.5% of the world's forcibly displaced refugees¹. This is less per capita than many of our European neighbours, such as France, Germany and the Netherlands.
- People seeking asylum make up around 7% of the total number of migrants to the UK each year².
- Four times as many people migrate to the UK to study than claim asylum².
- There are 669,380 residents in Gloucestershire³. As of 30th September 2025, there were 2,790 refugees or asylum seekers entitled to support across the Homes for Ukraine, Resettlement, and Asylum routes. Overall, this equates to less than a half of one percent (0.40%, or 40 people per 10,000 settled Gloucestershire residents). The UK average is 0.46%⁴.
- While more men have historically sought asylum in the UK, many men are later joined by their partners and families. In fact, 82% of adults granted refugee family reunion visas are women, showing that refugee communities are diverse and include many women and families⁵.
- When asylum seekers arrive in the UK they are placed in asylum accommodation by the Home Office. Asylum accommodation is often basic, using budget hotels or repurposed buildings. People have no choice over where the Home Office places them, with rooms being small and often shared with others, with very little privacy.
- Asylum seekers receive very limited support from the Government while their asylum claim is being processed⁶:
 - Those housed in hotels receive £9.95 per week, around £1.42 per day, to cover essential items like clothing, toiletries, phone credit, and transport.
 - Those in dispersal accommodation receive £49.18 per week, which must cover food costs as well as all essential items.
 - As a result, asylum seekers will often rely on charities for support.
- Asylum seekers are not allowed to work while their claim is being processed due to Government rules. Once granted refugee status, they can work like anyone else and bring valuable skills and knowledge that benefit the whole of society. When legally employed, migrants directly support public services, with a particularly high proportion working in healthcare and in care roles.
- People seeking asylum are not eligible for council housing while their claims are being assessed. Once someone is granted refugee status, they can apply for social housing or rent privately, just like any other eligible resident. Being granted refugee status does not give automatic priority to social housing. All social housing applications are assessed based on need.

Further details on the statistics in this document are available here:

<https://www.gloucestershire.gov.uk/media/abdfkmbf/dph-report-2024-migrant-data-evidence-for-inform.pdf>. Please note that national data is updated quarterly. A summary of the most up to date information is available below.

¹ <https://www.unhcr.org/refugee-statistics/download> (accessed 06/10/25)

² <https://www.gov.uk/government/statistics/immigration-system-statistics-year-ending-september-2025/summary-of-latest-statistics> (accessed 03/12/2025)

³ Office of National Statistics mid-2024 Population Estimates

⁴ <https://www.gov.uk/government/statistical-data-sets/immigration-system-statistics-regional-and-local-authority-data> (accessed 03/12/2025)

⁵ <https://www.gov.uk/government/statistical-data-sets/immigration-system-statistics-data-tables> (accessed 03/12/2025)

⁶ <https://www.gov.uk/asylum-support/what-youll-get> (accessed 02/12/25)

Resettlement Schemes

Since 2015, the UK has offered ‘safe and legal’ resettlement routes to almost half a million men, women and children seeking safety, as well as family members of refugees. These include the Afghan Resettlement Programme (ARP) and the UK Resettlement Scheme (UKRS), as well as the Hong Kong BN(O) visa route, although Gloucestershire does not have any known arrivals via this scheme.

Afghan Resettlement Programme (ARP)

The Afghan Resettlement Programme was established in response to the UK’s long-standing involvement in Afghanistan and the urgent humanitarian needs following the Taliban’s return to power in 2021. It comprises two schemes: the Afghan Citizens Resettlement Scheme (ACRS) and the Afghan Relocations and Assistance Policy (ARAP). The ACRS was designed to support vulnerable individuals, including women and girls at risk and minority groups. Meanwhile, ARAP focuses specifically on Afghan citizens who worked for or with the UK government in Afghanistan along with their family members. Both schemes provide a pathway to indefinite leave to remain in the UK, along with access to public services and integration support.

On 1st July 2025, the government announced the closure of ARP to new applications. Whilst no further applications can be submitted, resettlement work continues with those received prior to the deadline still under consideration. The government has stated that arrivals will continue until the end of the current parliament, but it is anticipated that the scheme will begin to wind down prior to this. Arrivals as of 30th September 2025 for each district under the Afghan schemes since 2021 can be seen in Figure 1 below.

Afghan Schemes Total Arrivals by District

Since scheme launch on 01/04/2021

● Cheltenham ● Cotswold ● Forest of Dean ● Gloucester ● Stroud ● Tewkesbury

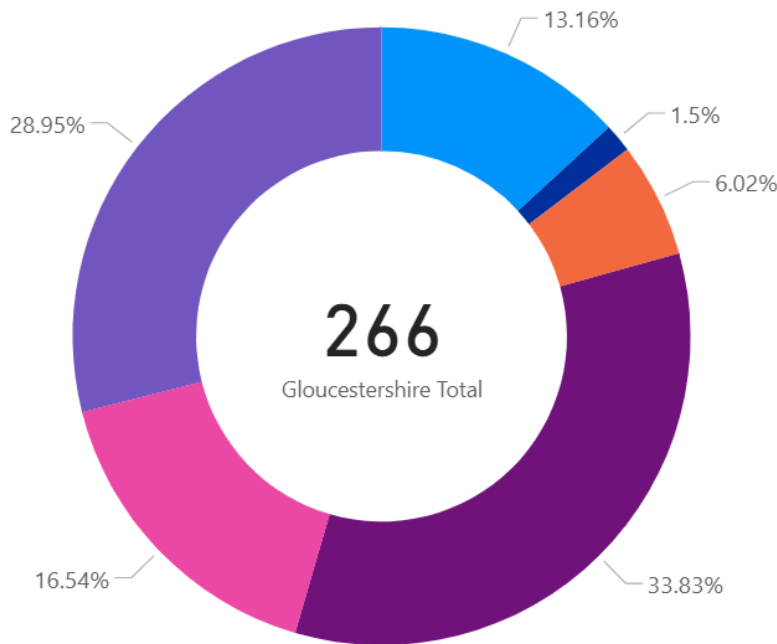


Figure 1: Chart showing total Afghan schemes arrivals by district since April 2021⁷

⁷ <https://www.gov.uk/government/statistical-data-sets/immigration-system-statistics-regional-and-local-authority-data> (accessed 03/12/2025)

UK Resettlement Scheme (UKRS)

The UK Resettlement Scheme is the UK’s global refugee resettlement programme, launched in 2021 to build on the legacy of earlier initiatives such as the Syrian Vulnerable Persons Resettlement Scheme. Operated in partnership with the United Nations High Commissioner for Refugees (UNHCR), the UKRS focuses on resettling refugees who are most in need of protection, including those with urgent medical needs and individuals facing extreme vulnerability. Refugees are referred by UNHCR based on established criteria and, upon arrival in the UK, they are granted indefinite leave to remain.

Arrivals as of 30th September 2025 for each district under the UK Resettlement scheme can be seen in Figure 2 below. In total, 59 refugees have arrived via the scheme.

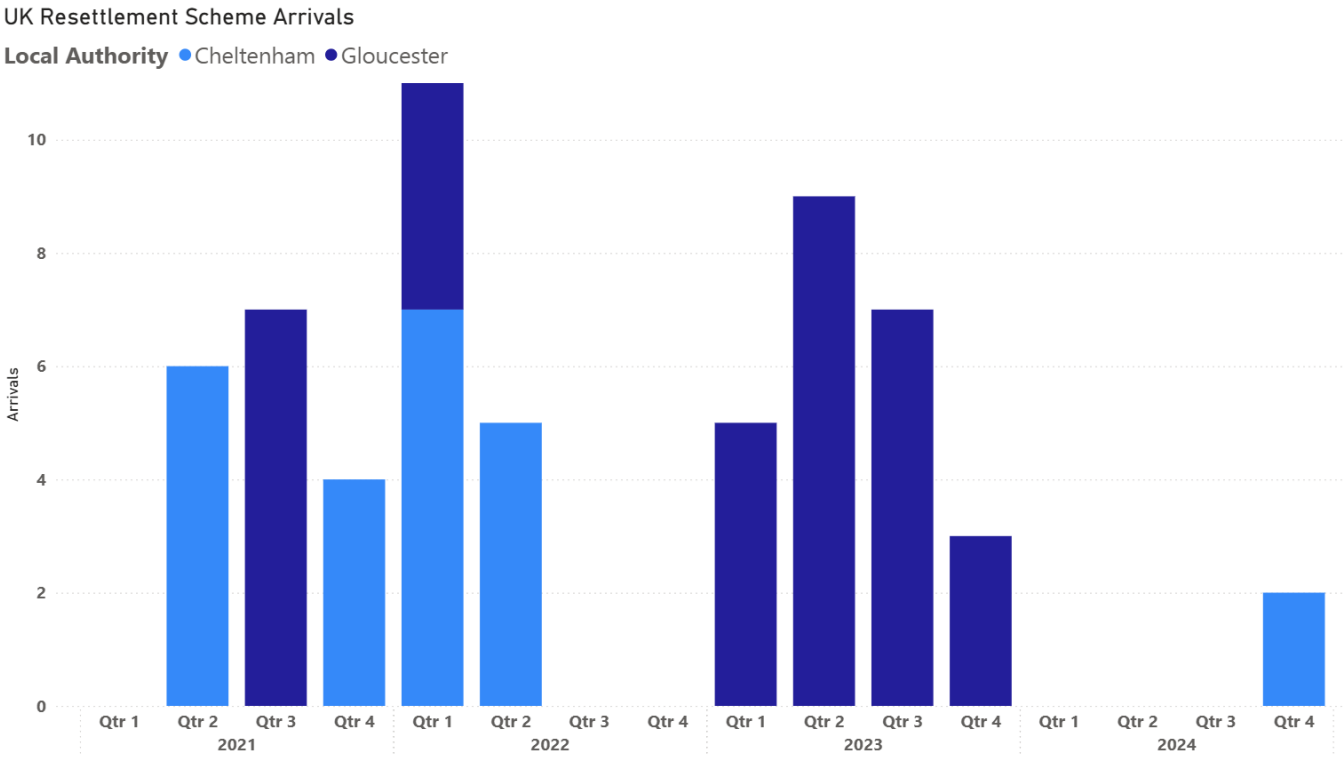


Figure 2: Chart showing UK resettlement scheme arrivals by district⁸

⁸ <https://www.gov.uk/government/statistical-data-sets/immigration-system-statistics-data-tables> (accessed 03/12/2025)

Homes for Ukraine

The Homes for Ukraine (HFU) scheme was launched by the UK government in March 2022 as an emergency response to the Russian invasion of Ukraine. It offers Ukrainian nationals and their immediate family members a pathway to safety in the UK by allowing 'hosts' in the UK to sponsor them. Unlike traditional resettlement schemes, Homes for Ukraine is a community-led sponsorship model, enabling UK residents to offer accommodation for a minimum of six months.

Ukrainians who submitted applications prior to 19th February 2024 were granted three years leave to remain, whilst applicants after that date are granted 18 months leave to remain. HFU visas entitle guests to access public services, employment, education, and benefits for duration of their visa, along with any integration support offered through their local authority. All HFU visa holders are entitled to apply for a further 18 months leave to remain under a subsequent visa scheme called Ukraine Permission Extension (UPE). UPE extends all permissions and entitlements granted to guests through the HFU scheme, including support for community-led hosted placements.

The number of visas applied for and approved, and numbers arrived in Gloucestershire under the HFU scheme can be seen in Figure 3 below. As of 30th September 2025, 2,753 visas had been applied for and 2,188 visas had been issued, an approval rate of 79.5%. 1,930 Ukrainians have arrived, but only 31 were during the last quarter.

Homes for Ukraine Scheme Visa and Arrival Counts

● Visa applications ● Visas issued ● Arrivals

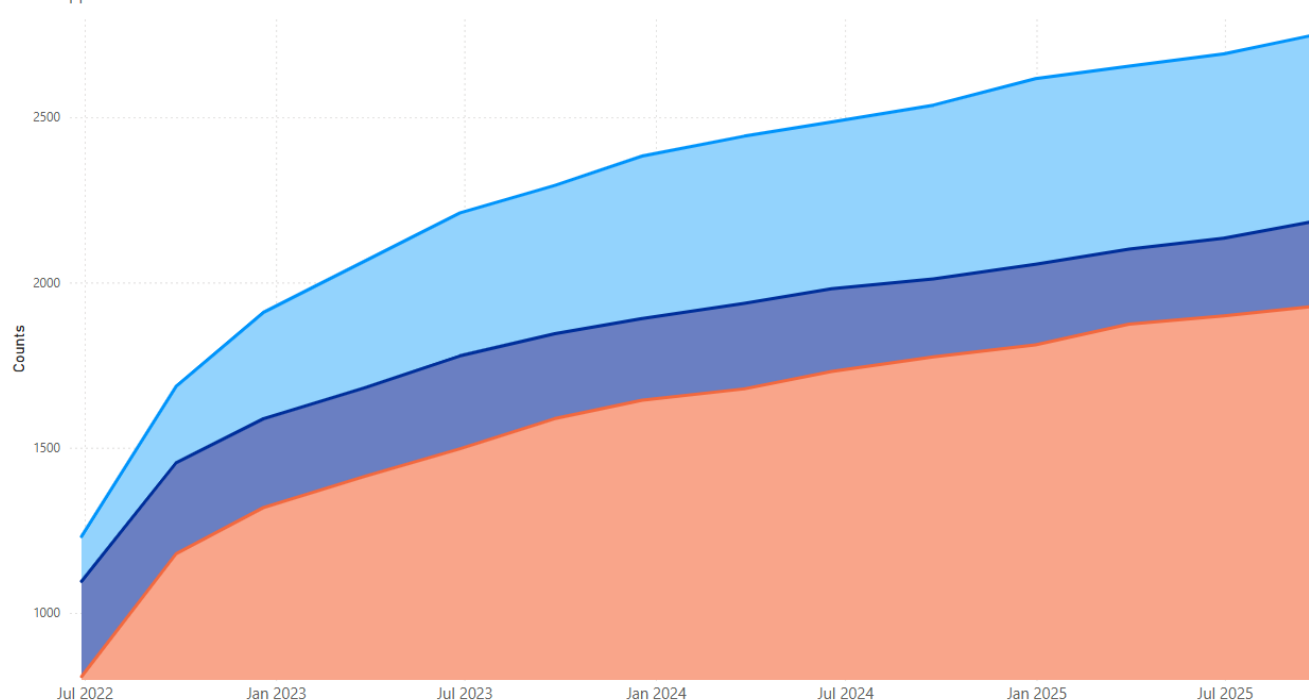


Figure 3: Chart showing Total HFU Visa and Arrival Counts for Gloucestershire⁹

⁹ <https://www.gov.uk/government/statistical-data-sets/immigration-system-statistics-regional-and-local-authority-data> (accessed 03/12/2025)

The number of HFU arrivals by Gloucestershire district can be seen in Figure 4 below. The highest number of arrivals has been seen in Stroud (419), closely followed by Cheltenham (399) and Cotswold (369).

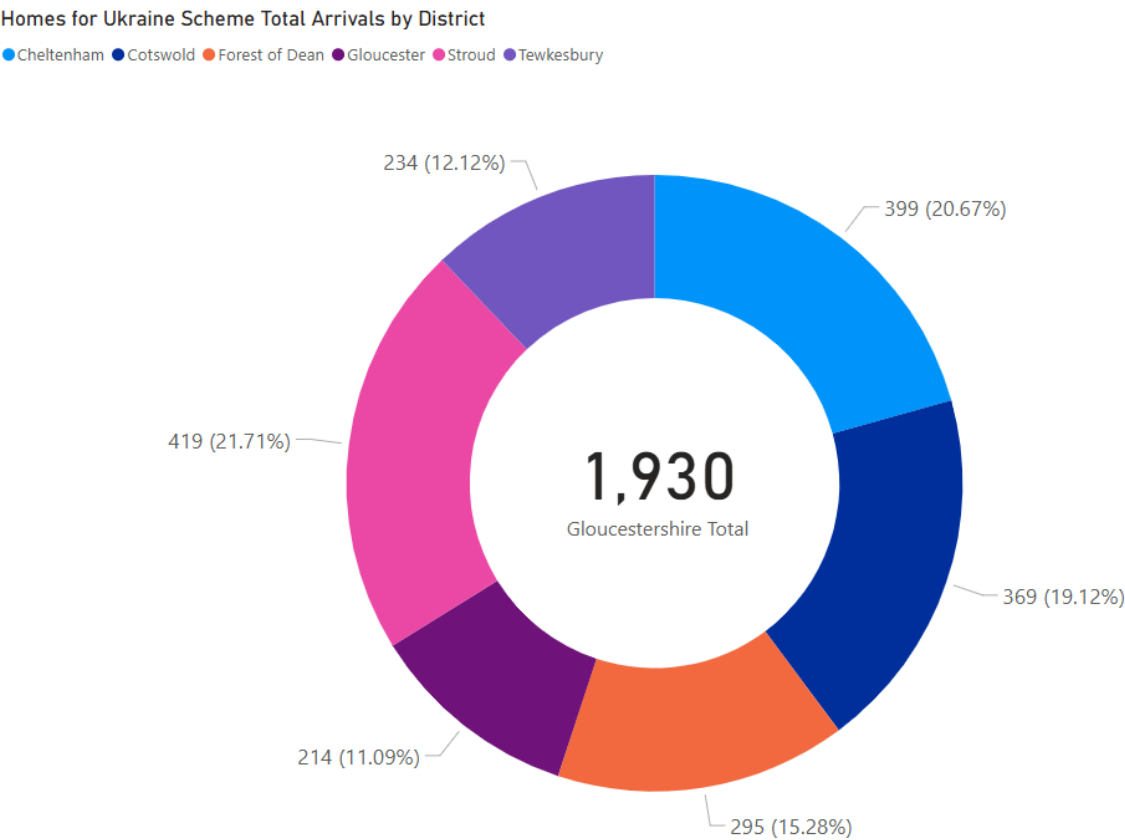


Figure 4: Chart showing total HFU arrivals by district¹⁰

The government also periodically releases homelessness data for the HFU scheme. The majority of HFU placements end with the guest(s) moving to permanent accommodation or relocating out of area. However, should a placement end without suitable follow-on accommodation, this can lead to local authorities opening a prevention or relief duty, requiring them to take reasonable steps to stop people becoming homeless and to help those already homeless to secure accommodation.

Since the start of the scheme, Gloucestershire County Council has allocated resources to a dedicated team to provide advice and support to arrivals on the HFU scheme. This includes information and assistance in renting privately, or support to find an alternative host if they are not in a position to live independently. This has reduced pressure on local homeless prevention services and has resulted in lower levels of homelessness compared with the national and regional picture. Figure 5 below shows the percentage of total Homes for Ukraine arrivals who are known to have required a homelessness duty across Gloucestershire, the South West, and England.

¹⁰ <https://www.gov.uk/government/statistical-data-sets/immigration-system-statistics-regional-and-local-authority-data> (accessed 03/12/2025)

Percentage of Homes for Ukraine Arrivals Known to have Required a Homelessness Prevention or Relief Duty

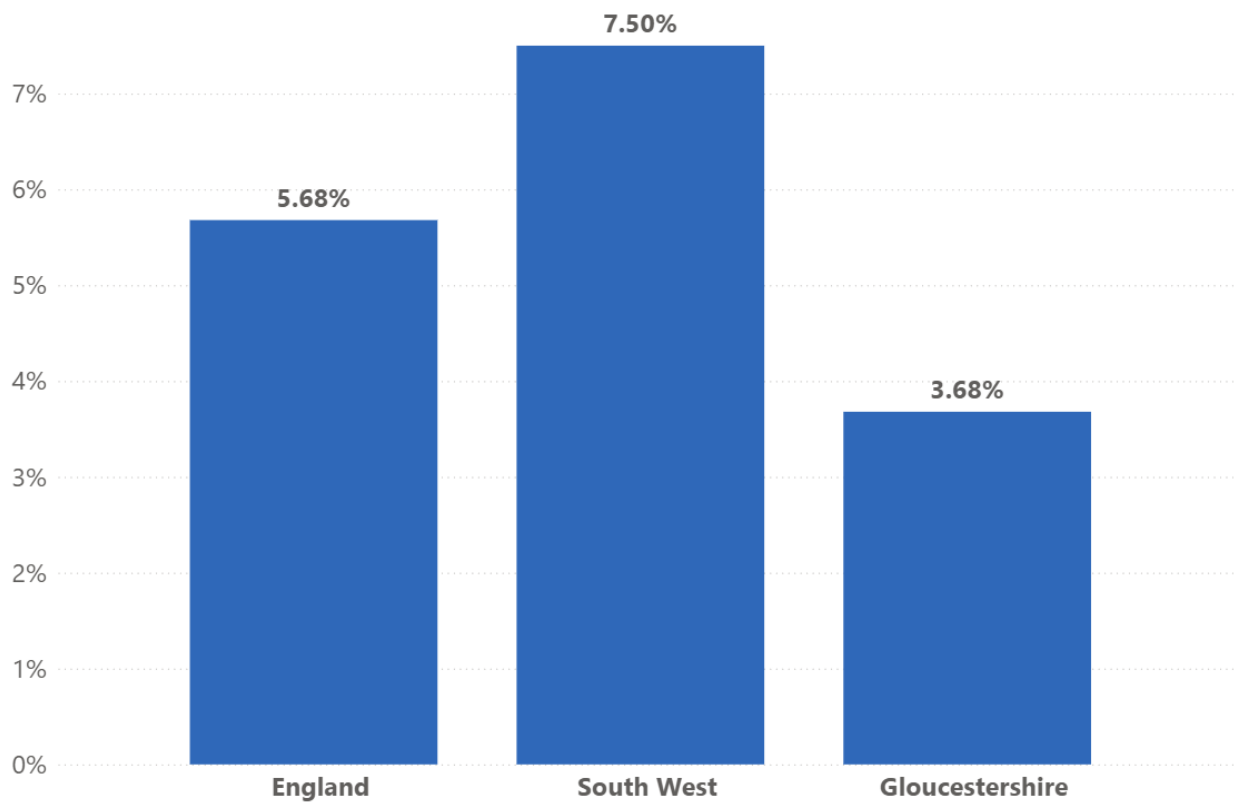


Figure 5: Chart showing percentage of HFU arrivals to have required a Homelessness Prevention or Relief Duty¹¹

¹¹ <https://www.gov.uk/guidance/ukraine-sponsorship-scheme-visa-data-by-country-upper-and-lower-tier-local-authority> (accessed 27/11/25); <https://www.gov.uk/government/publications/homelessness-management-information-ukrainian-nationals-england> (accessed 27/11/25)

Asylum Route

Asylum accommodation in the UK is provided by the Home Office to individuals who have claimed asylum and are destitute or at risk of destitution. Individuals seeking asylum are housed in either contingency (hotel) or dispersal accommodation, managed by private contractors on behalf of the Home Office. The current and previous government have consistently expressed a desire to end the use of hotel accommodation, which is significantly more expensive and less suitable for long-term living. However, rising demand and limited housing stock have led to slow progress.

National Picture

Across the UK, as of September 30th 2025, there were 38,924 asylum seekers in contingency accommodation and 66,232 asylum seekers in dispersal accommodation. Contingency numbers are up 13.4% from the previous quarter, and up 1.4% from the end of September 2024. Dispersal numbers have shown no meaningful change since the previous quarter, although they have increased by 1.4% compared with the same period last year¹².

The most common route of entry into the UK for those claiming asylum is via small boat, although this only makes up 39% of the overall total. A further 35% have arrived on official visas or via other leave and claimed asylum afterwards. The most common nationalities claiming asylum currently are Pakistan, Eritrea, Iran, Afghanistan, Bangladesh, Sudan, India, and Somalia; together accounting for over half (53.6%) of all claims¹³.

Across the UK for the year ending 30th September 2025, there were 58,148 grants of protection or other leave on initial decisions, and 75,354 claims were refused at initial decision, a grant rate of 43.5%. Overall, the total number of initial decisions made has increased 30.6% from the same time last year, with an increase of 10.3% in the number of successful initial decisions and an increase of 52.4% in the number of unsuccessful initial decisions.

The most common nationalities refused asylum currently are Bangladesh, Pakistan, and Afghanistan, with refusal rates of 85.1%, 62.6%, and 57.8% respectively, and together accounting for 26.5% of all decisions. Across the UK for the year ending 30th September 2025, asylum related returns have increased by 25.9% relative to the same time last year. Enforced returns are up 25.2%, and voluntary returns are up 26.1%¹².

¹² <https://www.gov.uk/government/statistical-data-sets/immigration-system-statistics-regional-and-local-authority-data> (accessed 03/12/2025)

¹³ <https://www.gov.uk/government/statistical-data-sets/immigration-system-statistics-data-tables> (accessed 03/12/2025)

Local Picture

On the whole, Gloucestershire is representative of the average national picture and that of the South West. As of 30th September 2025, there were 251 individuals in receipt of asylum support in contingency accommodation in Gloucestershire, an increase of 35.7% on the previous quarter, and 322 housed in dispersal accommodation, a decrease of 5.3% on the previous quarter¹⁴, shown in Figure 6 below.

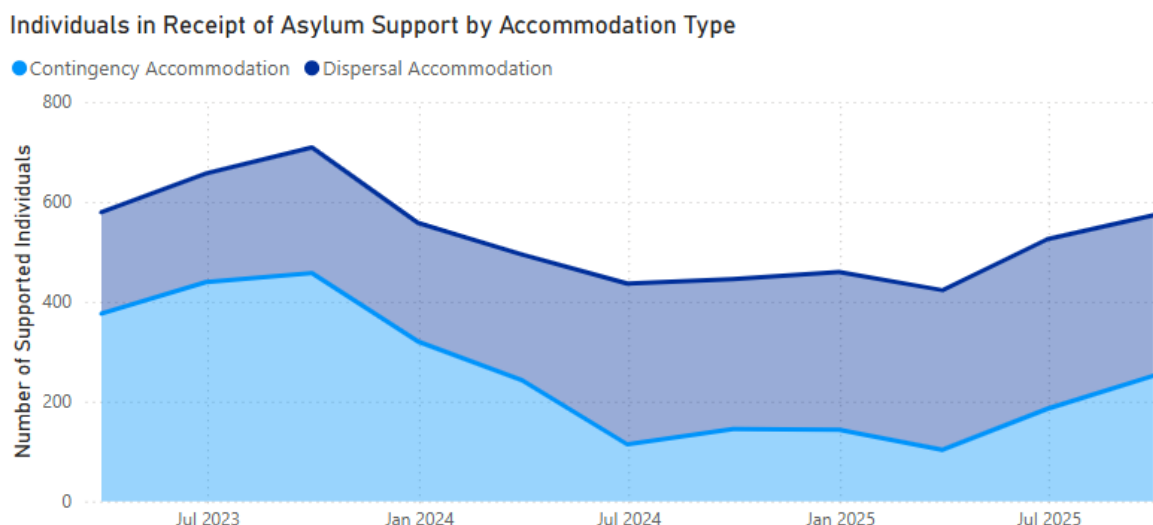


Figure 6: Chart showing number of individuals in receipt of asylum support by accommodation type¹³

The number of individuals in receipt of asylum support can be seen in Table 1 below, and these figures as a percentage of the local population can be seen in Figure 7. As of 30th September 2025, the greatest proportion was seen in Gloucester, with those receiving asylum support making up 0.29% of the local population, followed by Cheltenham at 0.14% of the local population. In contrast, Cotswold and Tewkesbury did not have anyone in receipt of asylum support.

| District area | Dispersal | Contingency |
|----------------|------------|-------------|
| Cheltenham | 60 | 106 |
| Cotswold | 0 | 0 |
| Forest of Dean | 5 | 0 |
| Gloucester | 251 | 145 |
| Stroud | 6 | 0 |
| Tewkesbury | 0 | 0 |
| TOTAL | 322 | 251 |

Table 1: Number of asylum seekers supported by district and accommodation type¹⁵

¹⁴ <https://www.gov.uk/government/statistical-data-sets/immigration-system-statistics-regional-and-local-authority-data> (accessed 03/12/2025)

¹⁵ <https://www.gov.uk/government/statistical-data-sets/immigration-system-statistics-regional-and-local-authority-data> (accessed 03/12/2025)

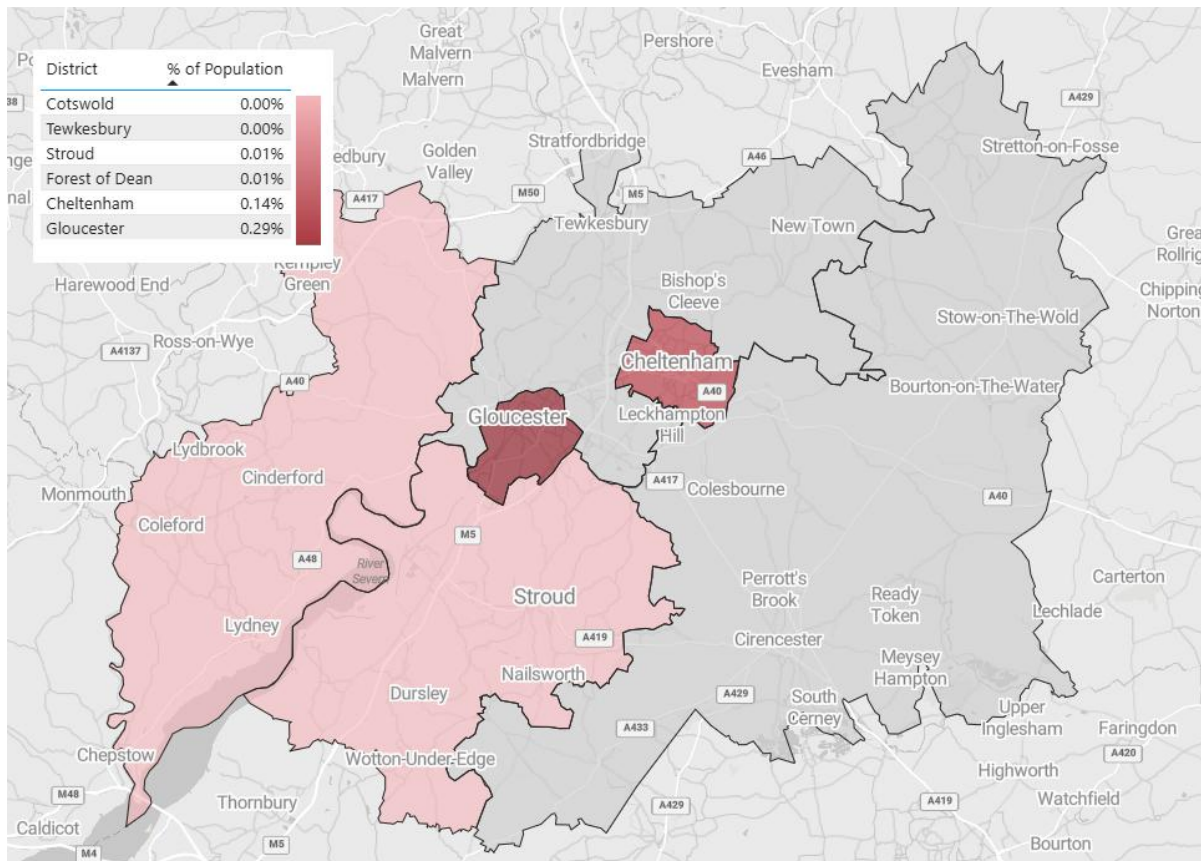


Figure 7: Map showing individuals in receipt of asylum support as proportion of area populations¹³

Future Updates

This briefing will be updated quarterly.