

Lancaut (or Lancault) .....	3
Lasborough (St Mary).....	5
Lassington (St Oswald) .....	7
Lea (St John the Baptist).....	9
Lechlade (St Lawrence) .....	11
Leckhampton, St Peter.....	13
Leckhampton (St Philip and St James) .....	15
Leigh (St Catherine) .....	17
Leighterton .....	19
Leonard Stanley (St Swithins) .....	21
Little Badminton .....	23
Little Barrington (St Peter).....	25
Little Compton (St Denys) .....	27
Little Rissington (St Peter).....	29
Little Sodbury (St Adeline).....	31
Littledean (St Ethelbert).....	33
Littleton-upon-Severn (St Mary of Malmsbury) .....	35
Littleton, West .....	37
Long Marston .....	39
Long Newnton (Holy Trinity).....	41
Longborough (St James).....	43
Longford.....	45
Longhope (All Saints) .....	47

Longlevens (Holy Trinity).....49  
Longney (St Lawrence) .....51  
Lower Cam (St Bartholomew) .....53  
Lower Guiting .....55  
Lower Lemington (St Leonard).....57  
Lower Slaughter (St Mary) .....59  
Lower Swell (St Mary) .....61  
Lydbrook (Holy Jesus).....63  
Lydney (St Mary the Virgin).....65

**REMEMBER We are here to help. If you have any questions or problems, please don't hesitate to ask.**

# Lancaut (or Lancault)

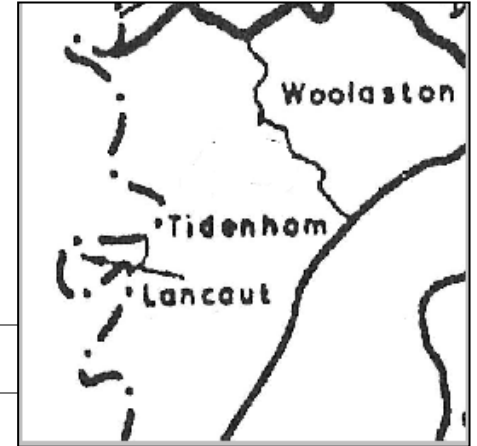
See Woolaston

## Other Sources Available:

---

Monumental inscriptions: GAL/K3/53079GS – available on the open shelves

---



**REMEMBER We are here to help. If you have any questions or problems, please don't hesitate to ask.**

## Lasborough, St Mary (registers start from 1826)

Lasborough is an ancient parish in the Diocese of Gloucester. It has been united with Westonbirt since 1868.

---

### Parish registers on Ancestry:

---

For most parishes, you can see digital images of registers of baptisms and confirmations up to the end of 1913, marriages and banns up to the end of 1938, and burials up to the end of 1988 via the Ancestry website. All the registers on Ancestry have been indexed and can be accessed from the website by name or by place. (You can also access most registers of confirmations up to and including 1913 via the Ancestry website)



### Parish registers at Gloucestershire Archives

---

We may also hold later or additional registers which have not been digitised. You can find details of **all the parish registers we currently hold for Lasborough** by searching our online catalogue for finding reference **P195/IN/1**. Once you have got your hitlist, make sure you see the full catalogue entry for each register of interest by clicking on its finding reference (to the left of the entry). The full catalogue entry will tell you whether or not the register has been digitised by Ancestry. If you are interested in a register which has not been digitised by Ancestry, you will need to visit us to access it. The catalogue entry will tell you whether you can see the register on microfilm/microfiche, or whether you will need to pre-order the original register to view in the searchroom.

### Bishops' Transcripts (contemporary copies of the parish registers sent to the Bishop)

---

These survive for Lasborough for the years: 1610, 1612-1613, 1616-1617, 1620-1625, 1628-1629, 1637-1640, 1662-1663, 1667-1668, 1676, 1680-1682, 1684-1687, 1689, 1691, 1703-1722, 1724-1738, 1740-1766, 1769-1787, 1788, 1789-1812, 1813-1859

You can see digital images of these documents via the Ancestry website. They have been indexed and can be accessed by name or place.

You can access the Ancestry website for free from Gloucestershire Archives or any Gloucestershire Library with wi-fi, or from home with a subscription to [www.ancestry.co.uk](http://www.ancestry.co.uk)

**Need some help to find what you're looking for? Try these:**

---

Gloucestershire Family History Society Marriage Index

Covers ALL marriages in Gloucestershire 1800-1837

---

Monumental inscriptions:

Pre-1792, in Bigland's 'Historical, Monumental and Genealogical Collections relative to the county of Gloucester'

---

**Not in the Parish Registers? Try:**

---

Non Conformist Registers:

Try Tetbury (Baptist, Congregational, Methodist)

**See the Non-Conformist Guide.**

---

Neighbouring parishes:

Try Beverston, Newington Bagpath, Tetbury and Westonbirt (See Map)

---

**Want to know more?**

---

Take a look at our research mini guides: Parish Registers (research mini guide 4), Bishops Transcripts (research mini guide 11), Marriage Licences (research mini guide 17), Marriage Indexes (research mini guide 28), Civil Certificates (research mini guide 24), Graves (research mini guide 27), Civil Cemeteries (research mini guide 2), Non-conformist Records (research mini guide 3)

Our wide range of research mini guides have been compiled by experts to help you find, use and understand key records. You can find them on site and online.

## Lassington, St Oswald (registers start from 1655)

Lassington is an ancient parish in the Diocese of Gloucester. It has been united with Highnam since 1922 and with Rudford since 1955. The church became redundant and was demolished in the 1970s

---



### Parish registers on Ancestry:

---

For most parishes, you can see digital images of registers of baptisms and confirmations up to the end of 1913, marriages and banns up to the end of 1938, and burials up to the end of 1988 via the Ancestry website. All the registers on Ancestry have been indexed and can be accessed from the website by name or by place. (You can also access most registers of confirmations up to and including 1913 via the Ancestry website)

### Parish registers at Gloucestershire Archives

---

We may also hold later or additional registers which have not been digitised. You can find details of **all the parish registers we currently hold for Lassington** by searching our online catalogue for finding reference **P196/IN/1**. Once you have got your hitlist, make sure you see the full catalogue entry for each register of interest by clicking on its finding reference (to the left of the entry). The full catalogue entry will tell you whether or not the register has been digitised by Ancestry. If you are interested in a register which has not been digitised by Ancestry, you will need to visit us to access it. The catalogue entry will tell you whether you can see the register on microfilm/microfiche, or whether you will need to pre-order the original register to view in the searchroom.

### Bishops' Transcripts (contemporary copies of the parish registers sent to the Bishop)

---

These survive for Lassington for the years: 1570-77, 1617, 1626-29, 1632, 1637, 1639, 1664-65, 1669-70, 1679-1711, 1713-23, 1725-52, 1754, 1756-57, 1760-89, 1793-1804, 1806-12, 1813-1859

You can see digital images of these documents via the Ancestry website. They have been indexed and can be accessed by name or place.

You can access the Ancestry website for free from Gloucestershire Archives or any Gloucestershire Library with wi-fi, or from home with a subscription to [www.ancestry.co.uk](http://www.ancestry.co.uk)

### Need some help to find what you're looking for? Try these:

---

Gloucestershire Family History Society Marriage Index      Covers ALL marriages in Gloucestershire 1800-1837

---

Monumental inscriptions:      Pre-1792, in Bigland's 'Historical, Monumental and Genealogical Collections relative to the county of Gloucester'

---

### Not in the Parish Registers? Try:

---

Non Conformist Registers:      There are no non-conformist records for Lassington.

**See the Non-Conformist Guide.**

---

Neighbouring parishes:      Try Highnam, Maisemore and Rudford (See Map)

---

### Want to know more?

---

Take a look at our research mini guides: Parish Registers (research mini guide 4), Bishops Transcripts (research mini guide 11), Marriage Licences (research mini guide 17), Marriage Indexes (research mini guide 28), Civil Certificates (research mini guide 24), Graves (research mini guide 27), Civil Cemeteries (research mini guide 2), Non-conformist Records (research mini guide 3)

Our wide range of research mini guides have been compiled by experts to help you find, use and understand key records. You can find them on site and online.

# Lea, St John the Baptist

## Lea is a parish within the Diocese of Hereford

---

The registers for Lea are held at Herefordshire Archives

The following dates are covered:

Baptisms:	1581-1895
Marriages:	1581-2000
Burials	1581-1933

For more information about Herefordshire Archives please contact: [archives@herefordshire.gov.uk](mailto:archives@herefordshire.gov.uk)

### Resources available at Gloucestershire Archives:

#### **Bishops' Transcripts** (contemporary copies of the parish registers sent to the Bishop)

---

These survive for Lea for the years: 1583, 1608-1609, 1612, 1616-1617, 1620-1624, 1627-1629, 1632, 1636, 1638-1640, 1660, 1662, 1665, 1673-1674, 1676-1680, 1683-1694, 1697-1700, 1704-1714, 1717-1730, 1732-1735, 1738,1740-1812, 1813-1859

You can see digital images of these documents via the Ancestry website. They have been indexed and can be accessed by name or place.

You can access the Ancestry website for free from Gloucestershire Archives or any Gloucestershire Library with wi-fi, or from home with a subscription to [www.ancestry.co.uk](http://www.ancestry.co.uk)

### Need some help to find what you're looking for? Try these:

---

Monumental inscriptions:	Pre-1792, in Bigland's 'Historical, Monumental and Genealogical Collections relative to the county of Gloucester'
--------------------------	---

---

**REMEMBER We are here to help. If you have any questions or problems, please don't hesitate to ask.**

## Lechlade, St Lawrence (registers start from 1686)

Lechlade is an ancient parish in the Diocese of Gloucester.



### Parish registers on Ancestry:

For most parishes, you can see digital images of registers of baptisms and confirmations up to the end of 1913, marriages and banns up to the end of 1938, and burials up to the end of 1988 via the Ancestry website. All the registers on Ancestry have been indexed and can be accessed from the website by name or by place. (You can also access most registers of confirmations up to and including 1913 via the Ancestry website)

### Parish registers at Gloucestershire Archives

We may also hold later or additional registers which have not been digitised. You can find details of **all the parish registers we currently hold for Lechlade** by searching our online catalogue for finding reference **P197/IN/1**. Once you have got your hitlist, make sure you see the full catalogue entry for each register of interest by clicking on its finding reference (to the left of the entry). The full catalogue entry will tell you whether or not the register has been digitised by Ancestry. If you are interested in a register which has not been digitised by Ancestry, you will need to visit us to access it. The catalogue entry will tell you whether you can see the register on microfilm/microfiche, or whether you will need to pre-order the original register to view in the searchroom.

### Bishops' Transcripts (contemporary copies of the parish registers sent to the Bishop)

These survive for Lechlade for the years: 1612, 1614, 1616-1618, 1620-1621, 1637-1640, 1660, 1662-1665, 1670, 1672, 1674-1676, 1678-1689, 1693-1696, 1698-1703, 1705-1728, 1731, 1734-1736, 1738-1743, 1745-1803, 1805, 1807-1812, 1813-1859

You can see digital images of these documents via the Ancestry website. They have been indexed and can be accessed by name or place.

You can access the Ancestry website for free from Gloucestershire Archives or any Gloucestershire Library with wi-fi, or from home with a subscription to [www.ancestry.co.uk](http://www.ancestry.co.uk)

**REMEMBER We are here to help. If you have any questions or problems, please don't hesitate to ask.**

**Need some help to find what you're looking for? Try these:**

---

Gloucestershire Family History Society Marriage Index	Covers ALL marriages in Gloucestershire 1800-1837
---	---

---

Monumental inscriptions:	Pre-1792, in Bigland's 'Historical, Monumental and Genealogical Collections relative to the county of Gloucester'
--------------------------	---

---

**Not in the Parish Registers? Try:**

---

Non Conformist Registers:	Lechlade (Baptist, Roman Catholic) You could also try Fairford (Baptist, Congregational, Methodist, Roman Catholic) <b><u>See the Non-Conformist Guide.</u></b>
---------------------------	---

---

Neighbouring parishes:	Try Fairford ,Kempford or Southrop (See Map)
------------------------	--

**Want to know more?**

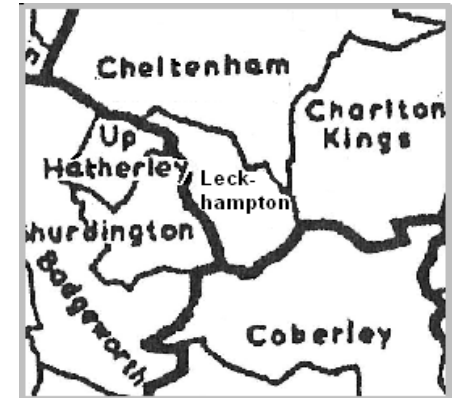
---

Take a look at our research mini guides: Parish Registers (research mini guide 4), Bishops Transcripts (research mini guide 11), Marriage Licences (research mini guide 17), Marriage Indexes (research mini guide 28), Civil Certificates (research mini guide 24), Graves (research mini guide 27), Civil Cemeteries (research mini guide 2), Non-conformist Records (research mini guide 3)

Our wide range of research mini guides have been compiled by experts to help you find, use and understand key records. You can find them on site and online.

## Leckhampton, St Peter (registers start from 1682)

Leckhampton, St Peter is an ancient parish in the Diocese of Gloucester.



### Parish registers on Ancestry:

For most parishes, you can see digital images of registers of baptisms and confirmations up to the end of 1913, marriages and banns up to the end of 1938, and burials up to the end of 1988 via the Ancestry website. All the registers on Ancestry have been indexed and can be accessed from the website by name or by place. (You can also access most registers of confirmations up to and including 1913 via the Ancestry website)

### Parish registers at Gloucestershire Archives

We may also hold later or additional registers which have not been digitised. You can find details of **all the parish registers we currently hold for Leckhampton, St Peter** by searching our online catalogue for finding reference **P198/1/IN/1**. Once you have got your hitlist, make sure you see the full catalogue entry for each register of interest by clicking on its finding reference (to the left of the entry). The full catalogue entry will tell you whether or not the register has been digitised by Ancestry. If you are interested in a register which has not been digitised by Ancestry, you will need to visit us to access it. The catalogue entry will tell you whether you can see the register on microfilm/microfiche, or whether you will need to pre-order the original register to view in the searchroom.

### Bishops' Transcripts (contemporary copies of the parish registers sent to the Bishop)

These survive for Leckhampton, St Peter for the years: 1601, 1606-07, 1609-1610, 1612, 1618, 1620-1627, 1636-1638, 1640, 1679-1683, 1685-1687, 1691, 1695-1698, 1700-1706, 1708-1723, 1726-1811, 1813-1859

You can see digital images of these documents via the Ancestry website. They have been indexed and can be accessed by name or place.

You can access the Ancestry website for free from Gloucestershire Archives or any Gloucestershire Library with wi-fi, or from home with a subscription to [www.ancestry.co.uk](http://www.ancestry.co.uk)

***REMEMBER We are here to help. If you have any questions or problems, please don't hesitate to ask.***

**Need some help to find what you're looking for? Try these:**

---

Gloucestershire Family History Society Marriage Index	Covers ALL marriages in Gloucestershire 1800-1837
Parish register transcripts:	Baptisms, marriage and burials -1679-1812 (P198/1 IN1/30 - needs to be ordered)
Monumental inscriptions:	Pre-1792, in Bigland's 'Historical, Monumental and Genealogical Collections relative to the county of Gloucester'

---

**Not in the Parish Registers? Try:**

---

Non Conformist Registers:	There are no non-conformist records for Leckhampton. You may wish to try Cheltenham (Baptist, Congregational, Countess of Huntingdon, Jewish, Methodist, Presbyterian, Roman Catholic, Quaker, Unitarian) or Charlton Kings (Baptist, Methodist) <b><u>See the Non-Conformist Guide</u></b>
Neighbouring parishes:	Try Cheltenham, Charlton Kings, Coberley and Shurdington

---

**Want to know more?**

---

Take a look at our research mini guides: Parish Registers (research mini guide 4), Bishops Transcripts (research mini guide 11), Marriage Licences (research mini guide 17), Marriage Indexes (research mini guide 28), Civil Certificates (research mini guide 24), Graves (research mini guide 27), Civil Cemeteries (research mini guide 2), Non-conformist Records (research mini guide 3)

Our wide range of research mini guides have been compiled by experts to help you find, use and understand key records. You can find them on site and online.

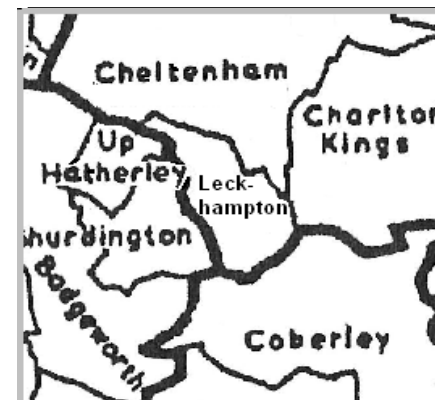
Leckhampton, St Philip and St James (registers start from 1840)

**Leckhampton, St Philip and St James, is an ecclesiastical parish in the Diocese of Gloucester. It was formed in 1869.**

---

#### Parish registers on Ancestry:

For most parishes, you can see digital images of registers of baptisms and confirmations up to the end of 1913, marriages and banns up to the end of 1938, and burials up to the end of 1988 via the Ancestry website. All the registers on Ancestry have been indexed and can be accessed from the website by name or by place. (You can also access most registers of confirmations up to and including 1913 via the Ancestry website)



#### Parish registers at Gloucestershire Archives

---

We may also hold later or additional registers which have not been digitised. You can find details of **all the parish registers we currently hold for Leckhampton, St Philip and St James** by searching our online catalogue for finding reference **P198/2/IN/1**. Once you have got your hitlist, make sure you see the full catalogue entry for each register of interest by clicking on its finding reference (to the left of the entry). The full catalogue entry will tell you whether or not the register has been digitised by Ancestry. If you are interested in a register which has not been digitised by Ancestry, you will need to visit us to access it. The catalogue entry will tell you whether you can see the register on microfilm/microfiche, or whether you will need to pre-order the original register to view in the searchroom.

You can access the Ancestry website for free from Gloucestershire Archives or any Gloucestershire Library with wi-fi, or from home with a subscription to [www.ancestry.co.uk](http://www.ancestry.co.uk)

### Need some help to find what you're looking for? Try these:

---

Gloucestershire Family History Society Marriage Index	Covers ALL marriages in Gloucestershire 1800-1837
Parish register transcripts:	Baptisms, marriage and burials 1679-1812 (Requires ordering – P198/1 IN1/30)
Parish register index:	Baptisms, marriage and burials 1679-1812 (Requires ordering – P198/1 IN1/30)
Monumental inscriptions:	Pre-1792, in Bigland's 'Historical, Monumental and Genealogical Collections relative to the county of Gloucester'

---

### Not in the Parish Registers? Try:

---

Non Conformist Registers: There are no non-conformist records for Leckhampton.  
You may wish to try Cheltenham (Baptist, Congregational, Countess of Huntingdon, Jewish, Methodist, Presbyterian, Roman Catholic, Quaker, Unitarian) or Charlton Kings (Baptist, Methodist)

**[See the Non-conformist Guide](#)**

### Want to know more?

---

Take a look at our research mini guides: Parish Registers (research mini guide 4), Bishops Transcripts (research mini guide 11), Marriage Licences (research mini guide 17), Marriage Indexes (research mini guide 28), Civil Certificates (research mini guide 24), Graves (research mini guide 27), Civil Cemeteries (research mini guide 2), Non-conformist Records (research mini guide 3)

Our wide range of research mini guides have been compiled by experts to help you find, use and understand key records. You can find them on site and online.

**REMEMBER We are here to help. If you have any questions or problems, please don't hesitate to ask.**

## Leigh, St Catherine (registers start from 1560)

Leigh is an ancient parish in the Diocese of Gloucester. It has been united with Norton since 1953. St Stephen's church had closed by 2004.

---

### Parish registers on Ancestry:

For most parishes, you can see digital images of registers of baptisms and confirmations up to the end of 1913, marriages and banns up to the end of 1938, and burials up to the end of 1988 via the Ancestry website. All the registers on Ancestry have been indexed and can be accessed from the website by name or by place. (You can also access most registers of confirmations up to and including 1913 via the Ancestry website)



### Parish registers at Gloucestershire Archives

We may also hold later or additional registers which have not been digitised. You can find details of **all the parish registers we currently hold for Leigh** by searching our online catalogue for finding reference **P199/IN/1**. Once you have got your hitlist, make sure you see the full catalogue entry for each register of interest by clicking on its finding reference (to the left of the entry). The full catalogue entry will tell you whether or not the register has been digitised by Ancestry. If you are interested in a register which has not been digitised by Ancestry, you will need to visit us to access it. The catalogue entry will tell you whether you can see the register on microfilm/microfiche, or whether you will need to pre-order the original register to view in the searchroom.

### Bishops' Transcripts (contemporary copies of the parish registers sent to the Bishop)

These survive for Leigh for the years: 1599-1600, 1621, 1623, 1637, 1640, 1660, 1662, 1667, 1670, 1675-77, 1680-81, 1683-89, 1691-1703, 1705-1723, 1725-35, 1737-41, 1743, 1745-47, 1749-57, 1760, 1762-73, 1775-92, 1795-1812, 1813-1859

You can see digital images of these documents via the Ancestry website. They have been indexed and can be accessed by name or place.

You can access the Ancestry website for free from Gloucestershire Archives or any Gloucestershire Library with wi-fi, or from home with a subscription to [www.ancestry.co.uk](http://www.ancestry.co.uk)

**Need some help to find what you're looking for? Try these:**

---

Gloucestershire Family History Society Marriage Index	Covers ALL marriages in Gloucestershire 1800-1837
Parish register index:	Marriages; 1560-1837 (Roe's Marriage Index brides & grooms)
Monumental inscriptions:	Pre-1792, in Big land's 'Historical, Monumental and Genealogical Collections relative to the county of Gloucester'

**Not in the Parish Registers? Try:**

---

Non Conformist Registers:	Leigh (Methodist). Also try Deerhurst (Methodist) and Norton (Methodist) <b><u>See the Non-Conformist Guide.</u></b>
Neighbouring parishes:	Try Boddington, Dewhurst, Elm stone Hardwick, Hasfield and Norton, (See Map)

---

**Want to know more?**

---

Take a look at our research mini guides: Parish Registers (research mini guide 4), Bishops Transcripts (research mini guide 11), Marriage Licences (research mini guide 17), Marriage Indexes (research mini guide 28), Civil Certificates (research mini guide 24), Graves (research mini guide 27), Civil Cemeteries (research mini guide 2), Non-conformist Records (research mini guide 3)

Our wide range of research mini guides have been compiled by experts to help you find, use and understand key records. You can find them on site and online.

# Leighterton

See **Boxwell** with Leighterton

The chapelry of Leighterton (St Andrew, formerly St James) is annexed the ancient parish of **Boxwell**



**REMEMBER We are here to help. If you have any questions or problems, please don't hesitate to ask.**

## Leonard Stanley, St Swithins (registers start from 1570)

Leonard Stanley is an ancient parish in the Diocese of Gloucester.

---

### Parish registers on Ancestry:

For most parishes, you can see digital images of registers of baptisms and confirmations up to the end of 1913, marriages and banns up to the end of 1938, and burials up to the end of 1988 via the Ancestry website. All the registers on Ancestry have been indexed and can be accessed from the website by name or by place. (You can also access most registers of confirmations up to and including 1913 via the Ancestry website)



### Parish registers at Gloucestershire Archives

We may also hold later or additional registers which have not been digitised. You can find details of **all the parish registers we currently hold for Leonard Stanley** by searching our online catalogue for finding reference **P201/IN/1**. Once you have got your hitlist, make sure you see the full catalogue entry for each register of interest by clicking on its finding reference (to the left of the entry). The full catalogue entry will tell you whether or not the register has been digitised by Ancestry. If you are interested in a register which has not been digitised by Ancestry, you will need to visit us to access it. The catalogue entry will tell you whether you can see the register on microfilm/microfiche, or whether you will need to pre-order the original register to view in the searchroom.

### Bishops' Transcripts (contemporary copies of the parish registers sent to the Bishop)

These survive for Leonard Stanley for the years: 1578-79, 1603, 1609, 1612-1613, 1617-1618, 1620, 1622-1629, 1632, 1637-1640, 1662, 1664-1665, 1667, 1669-1670, 1672, 1675-1698, 1700-1702, 1704-1737, 1739-1740, 1742-1806, 1808-1812, 1813-1859

You can see digital images of these documents via the Ancestry website. They have been indexed and can be accessed by name or place.

You can access the Ancestry website for free from Gloucestershire Archives or any Gloucestershire Library with wi-fi, or from home with a subscription to [www.ancestry.co.uk](http://www.ancestry.co.uk)

**Need some help to find what you're looking for? Try these:**

---

Gloucestershire Family History Society Marriage Index	Covers ALL marriages in Gloucestershire 1800-1837
Parish register transcripts:	Marriages 1570-1812 (Phillimore vol. II – light green) Marriages 1813-1837 (Roe's Marriage Index volume VI)
Parish register index:	Marriages 1570-1812 (Roe's Marriage Index brides & grooms)
Monumental inscriptions:	Pre-1877, in Bigland's 'Historical, Monumental and Genealogical Collections relative to the county of Gloucester'

---

**Not in the Parish Registers? Try:**

---

Non Conformist Registers:	Leonard Stanley (Methodist) See also Kings Stanley (Methodist) and Stonehouse (Congregational, Methodist) <b><u>See the Non-Conformist Guide.</u></b>
Neighbouring parishes:	Try Eastington, Frocester, Kings Stanley, Selsley or Stonehouse (See Map)

---

**Want to know more?**

---

Take a look at our research mini guides: Parish Registers (research mini guide 4), Bishops Transcripts (research mini guide 11), Marriage Licences (research mini guide 17), Marriage Indexes (research mini guide 28), Civil Certificates (research mini guide 24), Graves (research mini guide 27), Civil Cemeteries (research mini guide 2), Non-conformist Records (research mini guide 3)

Our wide range of research mini guides have been compiled by experts to help you find, use and understand key records. You can find them on site and online.

# Little Badminton

See **Hawkesbury**

Little Badminton is a hamlet within the parish of Hawkesbury.



**REMEMBER We are here to help. If you have any questions or problems, please don't hesitate to ask.**

## Little Barrington, St Peter (registers start from 1674)

Little Barrington is an ancient parish in the Diocese of Gloucester. It has been united with Great Barrington since 1928.

---



### Parish registers on Ancestry:

---

For most parishes, you can see digital images of registers of baptisms and confirmations up to the end of 1913, marriages and banns up to the end of 1938, and burials up to the end of 1988 via the Ancestry website. All the registers on Ancestry have been indexed and can be accessed from the website by name or by place. (You can also access most registers of confirmations up to and including 1913 via the Ancestry website)

### Parish registers at Gloucestershire Archives

---

We may also hold later or additional registers which have not been digitised. You can find details of **all the parish registers we currently hold for Little Barrington** by searching our online catalogue for finding reference **P37/IN/1**. Once you have got your hitlist, make sure you see the full catalogue entry for each register of interest by clicking on its finding reference (to the left of the entry). The full catalogue entry will tell you whether or not the register has been digitised by Ancestry. If you are interested in a register which has not been digitised by Ancestry, you will need to visit us to access it. The catalogue entry will tell you whether you can see the register on microfilm/microfiche, or whether you will need to pre-order the original register to view in the searchroom.

### Bishops' Transcripts (contemporary copies of the parish registers sent to the Bishop)

---

These survive for Little Barrington for the years: 1581, 1600-1601, 1605, 1609, 1612, 1614, 1617-1618, 1620, 1622-1624, 1627, 1629, 1637-1638, 1662, 1670, 1677-1681, 1683-1693, 1695-1722, 1724-1729, 1731-1734, 1736-1748, 1750-1753, 1755-1769, 1771-1803, 1805-1812, 1813-1859

You can see digital images of these documents via the Ancestry website. They have been indexed and can be accessed by name or place.

You can access the Ancestry website for free from Gloucestershire Archives or any Gloucestershire Library with wi-fi, or from home with a subscription to [www.ancestry.co.uk](http://www.ancestry.co.uk)

***REMEMBER We are here to help. If you have any questions or problems, please don't hesitate to ask.***

**Need some help to find what you're looking for? Try these:**

---

Gloucestershire Family History Society Marriage Index	Covers ALL marriages in Gloucestershire 1800-1837
Monumental inscriptions:	Pre-1791, in Bigland's 'Historical, Monumental and Genealogical Collections relative to the county of Gloucester'

---

**Not in the Parish Registers? Try:**

---

Non Conformist Registers:	Little Barrington (Methodist) <b><u>See the Non-Conformist Guide.</u></b>
Neighbouring parishes:	Try Aldsworth, Eastleach Martin, Eastleach Turville, Great Barrington and Windrush. (See Map)

---

**Want to know more?**

---

Take a look at our research mini guides: Parish Registers (research mini guide 4), Bishops Transcripts (research mini guide 11), Marriage Licences (research mini guide 17), Marriage Indexes (research mini guide 28), Civil Certificates (research mini guide 24), Graves (research mini guide 27), Civil Cemeteries (research mini guide 2), Non-conformist Records (research mini guide 3)

Our wide range of research mini guides have been compiled by experts to help you find, use and understand key records. You can find them on site and online.

## Little Compton, St Denys

**Little Compton is a parish within the county of Warwickshire. It was in the Diocese of Gloucester but has been in the Diocese of Oxford since 1919.**

---

The registers for Little Compton are held at Oxfordshire Record Office

The following dates are covered:

Baptisms: 1588-2008

Marriages: 1588-1998

Burials 1588-2007

For more information about Oxfordshire Record Office please visit [www.oxfordshire.gov.uk/records](http://www.oxfordshire.gov.uk/records) or phone 01865 398200

### Resources available at Gloucestershire Archives:

#### **Bishops' Transcripts** (contemporary copies of the parish registers sent to the Bishop)

---

These survive for Little Compton for the years: 1605-1607, 1609, 1612, 1618, 1620-1626, 1628-29, 1638, 1660, 1662-64, 1666, 1668-1669, 1671, 1673, 1676-1677, 1679-1683, 1685, 1686, 1688, 1692-1698, 1700-1721, 1723-1730, 1732-1803, 1805-1812, 1813-1859

You can see digital images of these documents via the Ancestry website. They have been indexed and can be accessed by name or place.

You can access the Ancestry website for free from Gloucestershire Archives or any Gloucestershire Library with wi-fi, or from home with a subscription to [www.ancestry.co.uk](http://www.ancestry.co.uk)

---

Parish register transcripts:	Baptisms, Marriages and Burials 1588-1985 (on the open shelves)
Monumental inscriptions:	Pre-1791, in Bigland's 'Historical, Monumental and Genealogical Collections relative to the county of Gloucester'

---

### Want to know more?

---

Take a look at our research mini guides: Parish Registers (research mini guide 4), Bishops Transcripts (research mini guide 11), Marriage Licences (research mini guide 17), Marriage Indexes (research mini guide 28), Civil Certificates (research mini guide 24), Graves (research mini guide 27), Civil Cemeteries (research mini guide 2), Non-conformist Records (research mini guide 3)

Our wide range of research mini guides have been compiled by experts to help you find, use and understand key records. You can find them on site and online.

## Little Rissington, St Peter (registers start from 1543)

**Little Rissington is an ancient parish in the Diocese of Gloucester.**

---

### Parish registers on Ancestry:

For most parishes, you can see digital images of registers of baptisms and confirmations up to the end of 1913, marriages and banns up to the end of 1938, and burials up to the end of 1988 via the Ancestry website. All the registers on Ancestry have been indexed and can be accessed from the website by name or by place. (You can also access most registers of confirmations up to and including 1913 via the Ancestry website)



### Parish registers at Gloucestershire Archives

We may also hold later or additional registers which have not been digitised. You can find details of **all the parish registers we currently hold for Little Rissington** by searching our online catalogue for finding reference **P269/IN/1**. Once you have got your hitlist, make sure you see the full catalogue entry for each register of interest by clicking on its finding reference (to the left of the entry). The full catalogue entry will tell you whether or not the register has been digitised by Ancestry. If you are interested in a register which has not been digitised by Ancestry, you will need to visit us to access it. The catalogue entry will tell you whether you can see the register on microfilm/microfiche, or whether you will need to pre-order the original register to view in the searchroom.

### Bishops' Transcripts (contemporary copies of the parish registers sent to the Bishop)

These survive for Little Rissington for the years: 1580, 1599-1600, 1605-1606, 1612-1613, 1616-1618, 1621-1626, 1628-1629, 1632, 1640, 1660-1661, 1664-1665, 1667, 1669-1670, 1672-1673, 1676-1677, 1679-1692, 1695-1726, 1728-1812, 1813-1859

You can see digital images of these documents via the Ancestry website. They have been indexed and can be accessed by name or place.

You can access the Ancestry website for free from Gloucestershire Archives or any Gloucestershire Library with wi-fi, or from home with a subscription to [www.ancestry.co.uk](http://www.ancestry.co.uk)

### Need some help to find what you're looking for? Try these:

---

Gloucestershire Family History Society Marriage Index	Covers ALL marriages in Gloucestershire 1800-1837
Parish register transcripts:	Baptisms, Marriages and Burials 1544-1812 (All on the open shelves)
Parish register index:	Marriages 1550-1837 (Roe's Marriage Index brides & grooms)
Monumental inscriptions:	Pre-1792, in Bigland's 'Historical, Monumental and Genealogical Collections relative to the county of Gloucester'

---

### Not in the Parish Registers? Try:

---

Non Conformist Registers:	There are no non-conformist records for Little Rissington. Try Bourton on the Water (Baptist, Methodist), Great Rissington (Methodist) or Westcote (Methodist) <b><u>See the Non-conformist Guide.</u></b>
Neighbouring parishes:	Try Bourton-on-the-Water, Great Rissington, Westcote and Wick Rissington (See Map)

---

### Want to know more?

---

Take a look at our research mini guides: Parish Registers (research mini guide 4), Bishops Transcripts (research mini guide 11), Marriage Licences (research mini guide 17), Marriage Indexes (research mini guide 28), Civil Certificates (research mini guide 24), Graves (research mini guide 27), Civil Cemeteries (research mini guide 2), Non-conformist Records (research mini guide 3)

Our wide range of research mini guides have been compiled by experts to help you find, use and understand key records. You can find them on site and online.

## Little Sodbury, St Adeline (registers start from 1703)

### Little Sodbury is an ancient parish in the Diocese of Gloucester

---

#### Parish registers on Ancestry:

---

For most parishes, you can see digital images of registers of baptisms and confirmations up to the end of 1913, marriages and banns up to the end of 1938, and burials up to the end of 1988 via the Ancestry website. All the registers on Ancestry have been indexed and can be accessed from the website by name or by place. (You can also access most registers of confirmations up to and including 1913 via the Ancestry website)



#### Parish registers at Gloucestershire Archives

---

We may also hold later or additional registers which have not been digitised. You can find details of **all the parish registers we currently hold for Little Sodbury** by searching our online catalogue for finding reference **P301/IN/1**. Once you have got your hitlist, make sure you see the full catalogue entry for each register of interest by clicking on its finding reference (to the left of the entry). The full catalogue entry will tell you whether or not the register has been digitised by Ancestry. If you are interested in a register which has not been digitised by Ancestry, you will need to visit us to access it. The catalogue entry will tell you whether you can see the register on microfilm/microfiche, or whether you will need to pre-order the original register to view in the searchroom.

#### Bishops' Transcripts (contemporary copies of the parish registers sent to the Bishop)

---

These survive for Little Sodbury for the years: 1599-1601, 1605, 1618, 1620, 1626, 1637-38, 1640, 1660-1661, 1667-1670, 1672, 1674, 1676-1680, 1683-1687, 1690-1692, 1696-1700, 1702-1715, 1717, 1719, 1722-1763, 1765-1812, 1813-1859

You can see digital images of these documents via the Ancestry website. They have been indexed and can be accessed by name or place.

You can access the Ancestry website for free from Gloucestershire Archives or any Gloucestershire Library with wi-fi, or from home with a subscription to [www.ancestry.co.uk](http://www.ancestry.co.uk)

### Need some help to find what you're looking for? Try these:

---

Gloucestershire Family History Society Marriage Index	Covers ALL marriages in Gloucestershire 1800-1837
Parish register transcripts:	Marriages 1660-1837 (Roe's Marriage Index volumes I and III)
Parish register index:	Marriages 1673-1812 (Roe's Marriage Index brides & grooms)

---

### Not in the Parish Registers? Try:

---

Non Conformist Registers:	There are no non-conformist records for Little Sodbury. Try Chipping Sodbury (Baptist) <b><u>See the Non-Conformist Guide.</u></b>
Neighbouring parishes:	Try Chipping Sodbury, Great Badminton, Horton and Old Sodbury (See Map)

---

### Want to know more?

---

Take a look at our research mini guides: Parish Registers (research mini guide 4), Bishops Transcripts (research mini guide 11), Marriage Licences (research mini guide 17), Marriage Indexes (research mini guide 28), Civil Certificates (research mini guide 24), Graves (research mini guide 27), Civil Cemeteries (research mini guide 2), Non-conformist Records (research mini guide 3)

Our wide range of research mini guides have been compiled by experts to help you find, use and understand key records. You can find them on site and online.

## Littledean, St Ethelbert (registers start from 1684)

Littledean is an ecclesiastical parish in the Diocese of Gloucester.

---

### Parish registers on Ancestry:

---

For most parishes, you can see digital images of registers of baptisms and confirmations up to the end of 1913, marriages and banns up to the end of 1938, and burials up to the end of 1988 via the Ancestry website. All the registers on Ancestry have been indexed and can be accessed from the website by name or by place. (You can also access most registers of confirmations up to and including 1913 via the Ancestry website)



### Parish registers at Gloucestershire Archives

---

We may also hold later or additional registers which have not been digitised. You can find details of **all the parish registers we currently hold for Littledean** by searching our online catalogue for finding reference **P110/IN/1**. Once you have got your hitlist, make sure you see the full catalogue entry for each register of interest by clicking on its finding reference (to the left of the entry). The full catalogue entry will tell you whether or not the register has been digitised by Ancestry. If you are interested in a register which has not been digitised by Ancestry, you will need to visit us to access it. The catalogue entry will tell you whether you can see the register on microfilm/microfiche, or whether you will need to pre-order the original register to view in the searchroom.

### Bishops' Transcripts (contemporary copies of the parish registers sent to the Bishop)

---

These survive for Littledean for the years: 1611, 1620-25, 1629, 1632, 1636-1637, 1677-1694, 1697-1735, 1740-1807, 1809-1812, 1813-1859

You can see digital images of these documents via the Ancestry website. They have been indexed and can be accessed by name or place.

You can access the Ancestry website for free from Gloucestershire Archives or any Gloucestershire Library with wi-fi, or from home with a subscription to [www.ancestry.co.uk](http://www.ancestry.co.uk)

**Need some help to find what you're looking for? Try these:**

---

Gloucestershire Family History Society Marriage Index	Covers ALL marriages in Gloucestershire 1800-1837
Monumental inscriptions:	Pre-1791, in Bigland's 'Historical, Monumental and Genealogical Collections relative to the county of Gloucester'
<b>Not in the Parish Registers? Try:</b>	
Non Conformist Registers:	Littledean (Congregational) Also try: Westbury-on-Severn (Congregational, Methodist); East Dean (Methodist) and Newnham (Methodist, Congregational) <b><u>See the Non-Conformist Guide.</u></b>
Neighbouring parishes:	Try Newnham, Wetbury-on-Severn or parishes in East Dean (See Map)

---

**Want to know more?**

---

Take a look at our research mini guides: Parish Registers (research mini guide 4), Bishops Transcripts (research mini guide 11), Marriage Licences (research mini guide 17), Marriage Indexes (research mini guide 28), Civil Certificates (research mini guide 24), Graves (research mini guide 27), Civil Cemeteries (research mini guide 2), Non-conformist Records (research mini guide 3)

Our wide range of research mini guides have been compiled by experts to help you find, use and understand key records. You can find them on site and online.

## Littleton-upon-Severn, St Mary of Malmsbury

The registers for Littleton-upon-Severn are held at Bristol Archives (reference P/L.S)

Baptisms: 1701-1980

Marriages: 1701-1956

Burials 1701-1981

For more information about Bristol Archives please visit [www.bristol.gov.uk/archives](http://www.bristol.gov.uk/archives) or phone 0117 922 4224

### Resources available at Gloucestershire Archives:

---

Parish register transcripts:	Marriages 1813-1837 (Roes Marriage Index Bristol vol. II)
------------------------------	---

---

Monumental inscriptions:	Pre-1792, in Bigland's 'Historical, Monumental and Genealogical Collections relative to the county of Gloucester'
--------------------------	---



## **Littleton, West**

See Tormarton



# Long Marston

See Marston Sicca



## Long Newnton, Holy Trinity (registers start from 1648)

Long Newnton is an ecclesiastical parish in the Diocese of Gloucester. It was formed in 1895.

---

### Parish registers on Ancestry:

For most parishes, you can see digital images of registers of baptisms and confirmations up to the end of 1913, marriages and banns up to the end of 1938, and burials up to the end of 1988 via the Ancestry website. All the registers on Ancestry have been indexed and can be accessed from the website by name or by place. (You can also access most registers of confirmations up to and including 1913 via the Ancestry website)



### Parish registers at Gloucestershire Archives

We may also hold later or additional registers which have not been digitised. You can find details of **all the parish registers we currently hold for Long Newnton** by searching our online catalogue for finding reference **P229/IN/1**. Once you have got your hitlist, make sure you see the full catalogue entry for each register of interest by clicking on its finding reference (to the left of the entry). The full catalogue entry will tell you whether or not the register has been digitised by Ancestry. If you are interested in a register which has not been digitised by Ancestry, you will need to visit us to access it. The catalogue entry will tell you whether you can see the register on microfilm/microfiche, or whether you will need to pre-order the original register to view in the searchroom.

You can access the Ancestry website for free from Gloucestershire Archives or any Gloucestershire Library with wi-fi, or from home with a subscription to [www.ancestry.co.uk](http://www.ancestry.co.uk)

## Not in the Parish Registers? Try:

---

Non Conformist Registers: There are no non-conformist records for Long Newton.  
You may wish to try: Tetbury (Baptist, Congregational, Methodist)

**See the Non-conformist Guide**

---

Neighbouring parishes: Try Ashley, Tetbury, Shipton Moyne or parishes in Wiltshire (See Map)

## Want to know more?

---

Take a look at our research mini guides: Parish Registers (research mini guide 4), Bishops Transcripts (research mini guide 11), Marriage Licences (research mini guide 17), Marriage Indexes (research mini guide 28), Civil Certificates (research mini guide 24), Graves (research mini guide 27), Civil Cemeteries (research mini guide 2), Non-conformist Records (research mini guide 3)

Our wide range of research mini guides have been compiled by experts to help you find, use and understand key records. You can find them on site and online.

## Longborough, St James (registers start from 1676)

Longborough is an ancient parish in the Diocese of Gloucester. Sezincote and Condicote have been annexed to Longborough since 1927.

---



### Parish registers on Ancestry:

---

For most parishes, you can see digital images of registers of baptisms and confirmations up to the end of 1913, marriages and banns up to the end of 1938, and burials up to the end of 1988 via the Ancestry website. All the registers on Ancestry have been indexed and can be accessed from the website by name or by place. (You can also access most registers of confirmations up to and including 1913 via the Ancestry website)

### Parish registers at Gloucestershire Archives

---

We may also hold later or additional registers which have not been digitised. You can find details of **all the parish registers we currently hold for Longborough** by searching our online catalogue for finding reference **P204/IN/1**. Once you have got your hitlist, make sure you see the full catalogue entry for each register of interest by clicking on its finding reference (to the left of the entry). The full catalogue entry will tell you whether or not the register has been digitised by Ancestry. If you are interested in a register which has not been digitised by Ancestry, you will need to visit us to access it. The catalogue entry will tell you whether you can see the register on microfilm/microfiche, or whether you will need to pre-order the original register to view in the searchroom.

### Bishops' Transcripts (contemporary copies of the parish registers sent to the Bishop)

---

These survive for Longborough for the years: 1612-1613, 1620, 1622-1624, 1626, 1628-1629, 1638, 1661-1662, 1669-1670, 1674, 1677-1689, 1691-1692, 1694-1700, 1702-1721, 1723-1755, 1757-1803, 1805-1812, 1813-1859

You can see digital images of these documents via the Ancestry website. They have been indexed and can be accessed by name or place.

You can access the Ancestry website for free from Gloucestershire Archives or any Gloucestershire Library with wi-fi, or from home with a subscription to [www.ancestry.co.uk](http://www.ancestry.co.uk)

### Need some help to find what you're looking for? Try these:

---

Gloucestershire Family History Society Marriage Index	Covers ALL marriages in Gloucestershire 1800-1837
Parish register transcripts:	Baptisms and Burials 1676-1802, Marriages 1676-1754 (P204 IN1/9 – needs to be ordered from the strongrooms)
Monumental inscriptions:	Pre-1792, in Bigland's 'Historical, Monumental and Genealogical Collections relative to the county of Gloucester'

---

### Not in the Parish Registers? Try:

---

Non Conformist Registers:	There are no non-conformist records for Longborough. You may wish to try Moreton-in-Marsh (Congregational, Methodist) <b><u>See the Non-conformist Guide.</u></b>
Neighbouring parishes:	Try Condicote, Donnington, Evenlode, Moreton-in-Marsh, Sezincote and Upper Swell. (See Map)

---

### Want to know more?

---

Take a look at our research mini guides: Parish Registers (research mini guide 4), Bishops Transcripts (research mini guide 11), Marriage Licences (research mini guide 17), Marriage Indexes (research mini guide 28), Civil Certificates (research mini guide 24), Graves (research mini guide 27), Civil Cemeteries (research mini guide 2), Non-conformist Records (research mini guide 3)

Our wide range of research mini guides have been compiled by experts to help you find, use and understand key records. You can find them on site and online.

## Longford

See **Twigworth** and **Gloucester** parishes

Longford became a civil parish from 1885. It is in the Kingsholm ward of Gloucester City.



## Longhope, All Saints (registers start from 1702)

**Longhope is an ecclesiastical parish in the Diocese of Gloucester.**

---

### Parish registers on Ancestry:

For most parishes, you can see digital images of registers of baptisms and confirmations up to the end of 1913, marriages and banns up to the end of 1938, and burials up to the end of 1988 via the Ancestry website. All the registers on Ancestry have been indexed and can be accessed from the website by name or by place. (You can also access most registers of confirmations up to and including 1913 via the Ancestry website)



### Parish registers at Gloucestershire Archives

We may also hold later or additional registers which have not been digitised. You can find details of **all the parish registers we currently hold for Longhope** by searching our online catalogue for finding reference **P206/IN/1**. Once you have got your hitlist, make sure you see the full catalogue entry for each register of interest by clicking on its finding reference (to the left of the entry). The full catalogue entry will tell you whether or not the register has been digitised by Ancestry. If you are interested in a register which has not been digitised by Ancestry, you will need to visit us to access it. The catalogue entry will tell you whether you can see the register on microfilm/microfiche, or whether you will need to pre-order the original register to view in the searchroom.

**Please note:** There is also a draft register of baptism, marriage and burials) for 1702-1727, which pre-dates the main series of parish registers. You can view this register at Gloucestershire Archives (reference D3436/1). It has not been digitised by Ancestry.

### Bishops' Transcripts (contemporary copies of the parish registers sent to the Bishop)

These survive for Longhope for the years: 1583-1585, 1599-1602, 1605-1607, 1612-1613, 1617, 1620-1623, 1625, 1669-1670, 1675-1697, 1698-1735, 1737, 1740-1798, 1800-1812, 1813-1859

You can see digital images of these documents via the Ancestry website. They have been indexed and can be accessed by name or place.

You can access the Ancestry website for free from Gloucestershire Archives or any Gloucestershire Library with wi-fi, or from home with a subscription to [www.ancestry.co.uk](http://www.ancestry.co.uk)

**Need some help to find what you're looking for? Try these:**

---

Gloucestershire Family History Society Marriage Index      Covers ALL marriages in Gloucestershire 1800-1837

---

Monumental inscriptions:      Pre-1792, in Bigland's 'Historical, Monumental and Genealogical Collections relative to the county of Gloucester'

---

**Not in the Parish Registers? Try:**

---

Non Conformist Registers:      Longhope (Methodist)  
Also try: Abenhall (Methodist [Bilson]); Blaisdon (Roman Catholic); Mitcheldean (Congregational, Methodist) and Newent (Congregational, Methodist)

---

**See the Non-Conformist Guide**

---

Neighbouring parishes:      Try Abenhall, Blaisdon, Flaxley, Huntley, Newent, Mitcheldean, Taynton (See Map)

---

**Want to know more?**

---

Take a look at our research mini guides: Parish Registers (research mini guide 4), Bishops Transcripts (research mini guide 11), Marriage Licences (research mini guide 17), Marriage Indexes (research mini guide 28), Civil Certificates (research mini guide 24), Graves (research mini guide 27), Civil Cemeteries (research mini guide 2), Non-conformist Records (research mini guide 3)

Our wide range of research mini guides have been compiled by experts to help you find, use and understand key records. You can find them on site and online.

## Longlevens, Holy Trinity (registers start from 1898)

Longlevens is an ecclesiastical parish in the Diocese of Gloucester. It was formed in 1895.

---

### Parish registers on Ancestry:

---

For most parishes, you can see digital images of registers of baptisms and confirmations up to the end of 1913, marriages and banns up to the end of 1938, and burials up to the end of 1988 via the Ancestry website. All the registers on Ancestry have been indexed and can be accessed from the website by name or by place. (You can also access most registers of confirmations up to and including 1913 via the Ancestry website)



### Parish registers at Gloucestershire Archives

---

We may also hold later or additional registers which have not been digitised. You can find details of **all the parish registers we currently hold for Longlevens** by searching our online catalogue for finding reference **P394/IN/1**. Once you have got your hitlist, make sure you see the full catalogue entry for each register of interest by clicking on its finding reference (to the left of the entry). The full catalogue entry will tell you whether or not the register has been digitised by Ancestry. If you are interested in a register which has not been digitised by Ancestry, you will need to visit us to access it. The catalogue entry will tell you whether you can see the register on microfilm/microfiche, or whether you will need to pre-order the original register to view in the searchroom.

You can access the Ancestry website for free from Gloucestershire Archives or any Gloucestershire Library with wi-fi, or from home with a subscription to [www.ancestry.co.uk](http://www.ancestry.co.uk)

**Need some help to find what you're looking for? Try these:**

---

Gloucestershire Family History Society Marriage Index

Covers ALL marriages in Gloucestershire 1800-1837

**Not in the Parish Registers? Try:**

---

Non Conformist Registers:

There are no non-conformist records for Longlevens.

You may wish to try: Barnwood (Methodist); Churchdown (Methodist) and Gloucester parishes

**See the Non-Conformist Guide**

---

Neighbouring parishes:

Try Barnwood, Churchdown, Down Hatherley, Hucclecote, Longford, Twigworth and Gloucester parishes (See Map)

**Want to know more?**

---

Take a look at our research mini guides: Parish Registers (research mini guide 4), Bishops Transcripts (research mini guide 11), Marriage Licences (research mini guide 17), Marriage Indexes (research mini guide 28), Civil Certificates (research mini guide 24), Graves (research mini guide 27), Civil Cemeteries (research mini guide 2), Non-conformist Records (research mini guide 3)

Our wide range of research mini guides have been compiled by experts to help you find, use and understand key records. You can find them on site and online.

## Longney, St Lawrence (registers start from 1661)

Longney is an ancient parish in the Diocese of Gloucester. It has been united with Elmore since 1922.

---



### Parish registers on Ancestry:

---

For most parishes, you can see digital images of registers of baptisms and confirmations up to the end of 1913, marriages and banns up to the end of 1938, and burials up to the end of 1988 via the Ancestry website. All the registers on Ancestry have been indexed and can be accessed from the website by name or by place. (You can also access most registers of confirmations up to and including 1913 via the Ancestry website)

### Parish registers at Gloucestershire Archives

---

We may also hold later or additional registers which have not been digitised. You can find details of **all the parish registers we currently hold for Longney** by searching our online catalogue for finding reference **P207/IN/1**. Once you have got your hitlist, make sure you see the full catalogue entry for each register of interest by clicking on its finding reference (to the left of the entry). The full catalogue entry will tell you whether or not the register has been digitised by Ancestry. If you are interested in a register which has not been digitised by Ancestry, you will need to visit us to access it. The catalogue entry will tell you whether you can see the register on microfilm/microfiche, or whether you will need to pre-order the original register to view in the searchroom.

### Bishops' Transcripts (contemporary copies of the parish registers sent to the Bishop)

---

These survive for Longney for the years: 1610, 1613, 1618, 1620-1625, 1628-1629, 1637-1639, 1660, 1662, 1664-1666, 1669-1672, 1676-1677, 1679-1718, 1720-1754, 1756-1759, 1761-1812, 1813-1859

You can see digital images of these documents via the Ancestry website. They have been indexed and can be accessed by name or place.

You can access the Ancestry website for free from Gloucestershire Archives or any Gloucestershire Library with wi-fi, or from home with a subscription to [www.ancestry.co.uk](http://www.ancestry.co.uk)

**Need some help to find what you're looking for? Try these:**

---

Gloucestershire Family History Society Marriage Index

Covers ALL marriages in Gloucestershire 1800-1837

---

Monumental inscriptions:

Pre-1792, in Bigland's 'Historical, Monumental and Genealogical Collections relative to the county of Gloucester'

---

**Not in the Parish Registers? Try:**

Non Conformist Registers:

There are no non-conformist records for Longney.

You may wish to try Westbury-on-Severn (Congregational, Methodist).

**See the Non-Conformist Guide.**

---

Neighbouring parishes:

Try Elmore, Hardwick, Haresfield, Moreton Valence and Westbury-on-Severn (See Map)

---

**Want to know more?**

---

Take a look at our research mini guides: Parish Registers (research mini guide 4), Bishops Transcripts (research mini guide 11), Marriage Licences (research mini guide 17), Marriage Indexes (research mini guide 28), Civil Certificates (research mini guide 24), Graves (research mini guide 27), Civil Cemeteries (research mini guide 2), Non-conformist Records (research mini guide 3)

Our wide range of research mini guides have been compiled by experts to help you find, use and understand key records. You can find them on site and online.

## Lower Cam, St Bartholomew (registers start from 1888)

Lower Cam is an ecclesiastical parish in the Diocese of Gloucester. It was formed from Cam in 1888.

---

### Parish registers on Ancestry:

For most parishes, you can see digital images of registers of baptisms and confirmations up to the end of 1913, marriages and banns up to the end of 1938, and burials up to the end of 1988 via the Ancestry website. All the registers on Ancestry have been indexed and can be accessed from the website by name or by place. (You can also access most registers of confirmations up to and including 1913 via the Ancestry website)



### Parish registers at Gloucestershire Archives

We may also hold later or additional registers which have not been digitised. You can find details of **all the parish registers we currently hold for Lower Cam** by searching our online catalogue for finding reference **P385/IN/1**. Once you have got your hitlist, make sure you see the full catalogue entry for each register of interest by clicking on its finding reference (to the left of the entry). The full catalogue entry will tell you whether or not the register has been digitised by Ancestry. If you are interested in a register which has not been digitised by Ancestry, you will need to visit us to access it. The catalogue entry will tell you whether you can see the register on microfilm/microfiche, or whether you will need to pre-order the original register to view in the searchroom.

You can access the Ancestry website for free from Gloucestershire Archives or any Gloucestershire Library with wi-fi, or from home with a subscription to [www.ancestry.co.uk](http://www.ancestry.co.uk)

**Need some help to find what you're looking for? Try these:**

---

Gloucestershire Family History Society Marriage Index	Covers ALL marriages in Gloucestershire 1800-1837
---	---

**Not in the Parish Registers? Try:**

---

Non Conformist Registers:	Cam (Congregational, Methodist) You may also wish to try: Dursley (Congregational); Uley (Baptist, Congregational); Slimbridge (Baptist, Congregational)
---------------------------	---

**See the Non-Conformist Guide**

---

Neighbouring parishes:	Try Dursley, Uley, Coaley, Slimbridge, Breadstone or Stinchcombe (See Map)
------------------------	--

**Want to know more?**

---

Take a look at our research mini guides: Parish Registers (research mini guide 4), Bishops Transcripts (research mini guide 11), Marriage Licences (research mini guide 17), Marriage Indexes (research mini guide 28), Civil Certificates (research mini guide 24), Graves (research mini guide 27), Civil Cemeteries (research mini guide 2), Non-conformist Records (research mini guide 3)

Our wide range of research mini guides have been compiled by experts to help you find, use and understand key records. You can find them on site and online.

# Lower Guiting

See Guiting Power





## Lower Lemington, St Leonard (registers start from 1685)

Lower Lemington is an ancient parish in the Diocese of Gloucester. It has been united with Todenham since 1928.

---



### Parish registers on Ancestry:

---

For most parishes, you can see digital images of registers of baptisms and confirmations up to the end of 1913, marriages and banns up to the end of 1938, and burials up to the end of 1988 via the Ancestry website. All the registers on Ancestry have been indexed and can be accessed from the website by name or by place. (You can also access most registers of confirmations up to and including 1913 via the Ancestry website)

### Parish registers at Gloucestershire Archives

---

We may also hold later or additional registers which have not been digitised. You can find details of **all the parish registers we currently hold for Lower Lemington** by searching our online catalogue for finding reference **P200/IN/1**. Once you have got your hitlist, make sure you see the full catalogue entry for each register of interest by clicking on its finding reference (to the left of the entry). The full catalogue entry will tell you whether or not the register has been digitised by Ancestry. If you are interested in a register which has not been digitised by Ancestry, you will need to visit us to access it. The catalogue entry will tell you whether you can see the register on microfilm/microfiche, or whether you will need to pre-order the original register to view in the searchroom.

### Bishops' Transcripts (contemporary copies of the parish registers sent to the Bishop)

---

These survive for Lower Lemington for the years: 1571-1578, 1617, 1620-1621, 1623-1625, 1628-1629, 1637-1638, 1640, 1665, 1668-1670, 1672, 1675-1685, 1687-1689, 1691-1697, 1699-1701, 1704-1753, 1755-1761, 1763-1766, 1768-1795, 1797-1801, 1803, 1805-1807, 1809-1812, 1813-1859

You can see digital images of these documents via the Ancestry website. They have been indexed and can be accessed by name or place.

You can access the Ancestry website for free from Gloucestershire Archives or any Gloucestershire Library with wi-fi, or from home with a subscription to [www.ancestry.co.uk](http://www.ancestry.co.uk)

### Need some help to find what you're looking for? Try these:

---

Gloucestershire Family History Society Marriage Index	Covers ALL marriages in Gloucestershire 1800-1837
Parish register transcripts:	Marriages 1701-1812 (Phillimore volume IV – light green)
Parish register index:	Marriages 1576-1812 (Roe's Marriage Index brides & grooms)
Monumental inscriptions:	Pre-1792, in Bigland's 'Historical, Monumental and Genealogical Collections relative to the county of Gloucester'

---

### Not in the Parish Registers? Try:

---

Non Conformist Registers:	There are no non-conformist registers for Lower Lemington. Try Blockley (Baptist) <b><u>See the Non-Conformist Guide.</u></b>
Neighbouring parishes:	Try Batsford, Blockley, Todenham or Oxfordshire parishes (See Map)

---

### Want to know more?

---

Take a look at our research mini guides: Parish Registers (research mini guide 4), Bishops Transcripts (research mini guide 11), Marriage Licences (research mini guide 17), Marriage Indexes (research mini guide 28), Civil Certificates (research mini guide 24), Graves (research mini guide 27), Civil Cemeteries (research mini guide 2), Non-conformist Records (research mini guide 3)

Our wide range of research mini guides have been compiled by experts to help you find, use and understand key records. You can find them on site and online.

## Lower Slaughter, St Mary (registers start from 1814)

Lower Slaughter is an ecclesiastical parish in the Diocese of Gloucester. It used to be a chapelry of Bourton-on-the-Water, and has been united with Upper Slaughter since 1953.

---

### Parish registers on Ancestry:

---

For most parishes, you can see digital images of registers of baptisms and confirmations up to the end of 1913, marriages and banns up to the end of 1938, and burials up to the end of 1988 via the Ancestry website. All the registers on Ancestry have been indexed and can be accessed from the website by name or by place. (You can also access most registers of confirmations up to and including 1913 via the Ancestry website)



### Parish registers at Gloucestershire Archives

---

We may also hold later or additional registers which have not been digitised. You can find details of **all the parish registers we currently hold for Lower Slaughter** by searching our online catalogue for finding reference **P296/IN/1**. Once you have got your hitlist, make sure you see the full catalogue entry for each register of interest by clicking on its finding reference (to the left of the entry). The full catalogue entry will tell you whether or not the register has been digitised by Ancestry. If you are interested in a register which has not been digitised by Ancestry, you will need to visit us to access it. The catalogue entry will tell you whether you can see the register on microfilm/microfiche, or whether you will need to pre-order the original register to view in the searchroom.

### Bishops' Transcripts (contemporary copies of the parish registers sent to the Bishop)

---

These survive as part of the Bourton on the Water Bishops Transcripts for the period 1580-1812: and as a separate parish for 1814-1859.

You can see digital images of these documents via the Ancestry website. They have been indexed and can be accessed by name or place.

You can access the Ancestry website for free from Gloucestershire Archives or any Gloucestershire Library with wi-fi, or from home with a subscription to [www.ancestry.co.uk](http://www.ancestry.co.uk)

### Need some help to find what you're looking for? Try these:

---

Gloucestershire Family History Society Marriage Index	Covers ALL marriages in Gloucestershire 1800-1837
Parish register transcripts:	Marriages; 1814-1837 (Phillimore vol. XVII – light green)
Parish register index:	Marriages; 1814-1837 (Roe's Marriage Index brides & grooms)
Monumental inscriptions:	Pre-1793, in Bigland's 'Historical, Monumental and Genealogical Collections relative to the county of Gloucester'

---

### Not in the Parish Registers? Try:

---

Non Conformist Registers:	There are no records for Lower Slaughter. Try Lower Swell (Methodist) or Upper Slaughter (Methodist) <b><u>See the Non-Conformist Guide.</u></b>
Neighbouring parishes:	Try Aston Blank, Bourton-on-the-Water, Lower Swell, Mangersbury and Wick Rissington (See Map)

---

### Want to know more?

---

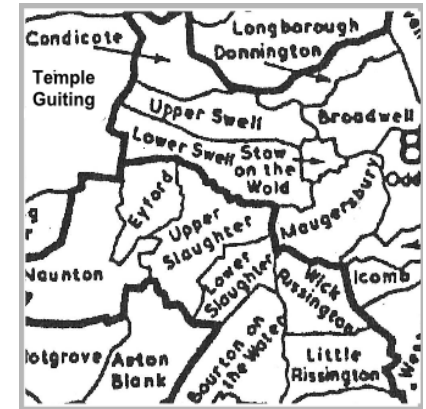
Take a look at our research mini guides: Parish Registers (research mini guide 4), Bishops Transcripts (research mini guide 11), Marriage Licences (research mini guide 17), Marriage Indexes (research mini guide 28), Civil Certificates (research mini guide 24), Graves (research mini guide 27), Civil Cemeteries (research mini guide 2), Non-conformist Records (research mini guide 3)

Our wide range of research mini guides have been compiled by experts to help you find, use and understand key records. You can find them on site and online.

## Lower Swell, St Mary (registers start from 1655)

Lower Swell is an ancient parish in the Diocese of Gloucester. It has been united with Upper Swell since 1927.

---



### Parish registers on Ancestry:

---

For most parishes, you can see digital images of registers of baptisms and confirmations up to the end of 1913, marriages and banns up to the end of 1938, and burials up to the end of 1988 via the Ancestry website. All the registers on Ancestry have been indexed and can be accessed from the website by name or by place. (You can also access most registers of confirmations up to and including 1913 via the Ancestry website)

### Parish registers at Gloucestershire Archives

---

We may also hold later or additional registers which have not been digitised. You can find details of **all the parish registers we currently hold for Lower Swell** by searching our online catalogue for finding reference **P322/IN/1**. Once you have got your hitlist, make sure you see the full catalogue entry for each register of interest by clicking on its finding reference (to the left of the entry). The full catalogue entry will tell you whether or not the register has been digitised by Ancestry. If you are interested in a register which has not been digitised by Ancestry, you will need to visit us to access it. The catalogue entry will tell you whether you can see the register on microfilm/microfiche, or whether you will need to pre-order the original register to view in the searchroom.

### Bishops' Transcripts (contemporary copies of the parish registers sent to the Bishop)

---

These survive for Lower Swell for the years: 1605, 1612, 1618, 1623, 1637-1638, 1641, 1661-1662, 1669, 1676-1677, 1680-1686, 1690-1691, 1693-1695, 1697-1699, 1703, 1705-1738, 1740-1745, 1747-1784, 1786-1788, 1790, 1792-1803, 1805-1812, 1813-1859

You can see digital images of these documents via the Ancestry website. They have been indexed and can be accessed by name or place.

You can access the Ancestry website for free from Gloucestershire Archives or any Gloucestershire Library with wi-fi, or from home with a subscription to [www.ancestry.co.uk](http://www.ancestry.co.uk)

**Need some help to find what you're looking for? Try these:**

---

Gloucestershire Family History Society Marriage Index	Covers ALL marriages in Gloucestershire 1800-1837
Parish register transcripts:	Marriages 1612-1812 (Phillimore volume III – light green)
Parish register index:	Dates as above.
Monumental inscriptions:	Pre-1877, in Bigland's 'Historical, Monumental and Genealogical Collections relative to the county of Gloucester'

---

**Not in the Parish Registers? Try:**

---

Non Conformist Registers:	Lower Swell (Methodist). Also try: Stow-on-the-Wold (Baptist, Methodist) and Upper Slaughter (Methodist). <b><u>See the Non-Conformist Guide.</u></b>
Neighbouring parishes:	Try Eyford, Stow-on-the-Wold, Temple Guiting, Upper Slaughter and Upper Swell (See Map)

---

**Want to know more?**

---

Take a look at our research mini guides: Parish Registers (research mini guide 4), Bishops Transcripts (research mini guide 11), Marriage Licences (research mini guide 17), Marriage Indexes (research mini guide 28), Civil Certificates (research mini guide 24), Graves (research mini guide 27), Civil Cemeteries (research mini guide 2), Non-conformist Records (research mini guide 3)

Our wide range of research mini guides have been compiled by experts to help you find, use and understand key records. You can find them on site and online.

## Lydbrook, Holy Jesus (registers start from 1852)

Lydbrook is an ecclesiastical parish in the Diocese of Gloucester. It was formed from parts of English Bicknor, Newland, Ruardean and from the townships of East and West Dean in 1852.

---



### Parish registers on Ancestry:

---

For most parishes, you can see digital images of registers of baptisms and confirmations up to the end of 1913, marriages and banns up to the end of 1938, and burials up to the end of 1988 via the Ancestry website. All the registers on Ancestry have been indexed and can be accessed from the website by name or by place. (You can also access most registers of confirmations up to and including 1913 via the Ancestry website)

### Parish registers at Gloucestershire Archives

---

We may also hold later or additional registers which have not been digitised. You can find details of **all the parish registers we currently hold for Lydbrook** by searching our online catalogue for finding reference **P208/IN/1**. Once you have got your hitlist, make sure you see the full catalogue entry for each register of interest by clicking on its finding reference (to the left of the entry). The full catalogue entry will tell you whether or not the register has been digitised by Ancestry. If you are interested in a register which has not been digitised by Ancestry, you will need to visit us to access it. The catalogue entry will tell you whether you can see the register on microfilm/microfiche, or whether you will need to pre-order the original register to view in the searchroom.

### Bishops' Transcripts (contemporary copies of the parish registers sent to the Bishop)

---

These survive for Lydbrook for the years: 1661, 1664, 1672-1674, 1676-1692, 1694-1695, 1698-1737, 1740-1741, 1743-1764, 1766-1768, 1770-1812, 1813-1859

You can see digital images of these documents via the Ancestry website. They have been indexed and can be accessed by name or place.

You can access the Ancestry website for free from Gloucestershire Archives or any Gloucestershire Library with wi-fi, or from home with a subscription to [www.ancestry.co.uk](http://www.ancestry.co.uk)

***REMEMBER We are here to help. If you have any questions or problems, please don't hesitate to ask.***

**Need some help to find what you're looking for? Try these:**

---

Gloucestershire Family History Society Marriage Index	Covers ALL marriages in Gloucestershire 1800-1837
Monumental inscriptions:	c. 1989 (GAL/K3/47212GS – on open shelves)

---

**Not in the Parish Registers? Try:**

---

Non Conformist Registers:	Lydbrook (Baptist, Methodist) <b><u>See the Non-Conformist Guide.</u></b>
Neighbouring parishes:	Try English Bicknor, Newland, Ruardean, East and West Dean (See Map)

---

**Want to know more?**

---

Take a look at our research mini guides: Parish Registers (research mini guide 4), Bishops Transcripts (research mini guide 11), Marriage Licences (research mini guide 17), Marriage Indexes (research mini guide 28), Civil Certificates (research mini guide 24), Graves (research mini guide 27), Civil Cemeteries (research mini guide 2), Non-conformist Records (research mini guide 3)

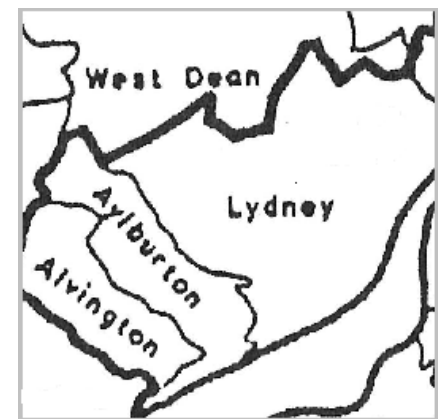
Our wide range of research mini guides have been compiled by experts to help you find, use and understand key records. You can find them on site and online.

**REMEMBER We are here to help. If you have any questions or problems, please don't hesitate to ask.**

## Lydney, St Mary the Virgin (registers start from 1678)

Lydney is an ancient parish in the Diocese of Gloucester. The chapelry of Aylburton is annexed to the parish.

---



### Parish registers on Ancestry:

---

For most parishes, you can see digital images of registers of baptisms and confirmations up to the end of 1913, marriages and banns up to the end of 1938, and burials up to the end of 1988 via the Ancestry website. All the registers on Ancestry have been indexed and can be accessed from the website by name or by place. (You can also access most registers of confirmations up to and including 1913 via the Ancestry website)

### Parish registers at Gloucestershire Archives

---

We may also hold later or additional registers which have not been digitised. You can find details of **all the parish registers we currently hold for Lydney** by searching our online catalogue for finding reference **P209/IN/1**. Once you have got your hitlist, make sure you see the full catalogue entry for each register of interest by clicking on its finding reference (to the left of the entry). The full catalogue entry will tell you whether or not the register has been digitised by Ancestry. If you are interested in a register which has not been digitised by Ancestry, you will need to visit us to access it. The catalogue entry will tell you whether you can see the register on microfilm/microfiche, or whether you will need to pre-order the original register to view in the searchroom.

### Bishops' Transcripts (contemporary copies of the parish registers sent to the Bishop)

---

These survive for Lydney for the years: 1661, 1664, 1672-1674, 1676-1692, 1694-1695, 1698-1737, 1740-1741, 1743-1764, 1766-1768, 1770-1812, 1813-1859

You can see digital images of these documents via the Ancestry website. They have been indexed and can be accessed by name or place.

You can access the Ancestry website for free from Gloucestershire Archives or any Gloucestershire Library with wi-fi, or from home with a subscription to [www.ancestry.co.uk](http://www.ancestry.co.uk)

**Need some help to find what you're looking for? Try these:**

---

Gloucestershire Family History Society Marriage Index	Covers ALL marriages in Gloucestershire 1800-1837
---	---

---

Monumental inscriptions:	Pre-1792, in Bigland's 'Historical, Monumental and Genealogical Collections relative to the county of Gloucester'
--------------------------	---

---

**Not in the Parish Registers? Try:**

---

Non Conformist Registers:	Lydney (Methodist). Also try Awre (Baptist, Congregational) and West Dean (Baptist) <b><u>See the Non-Conformist Guide.</u></b>
---------------------------	---

---

Neighbouring parishes:	Try Awre, Alvington, Aylburton, and West Dean (See Map)
------------------------	---

---

**Want to know more?**

---

Take a look at our research mini guides: Parish Registers (research mini guide 4), Bishops Transcripts (research mini guide 11), Marriage Licences (research mini guide 17), Marriage Indexes (research mini guide 28), Civil Certificates (research mini guide 24), Graves (research mini guide 27), Civil Cemeteries (research mini guide 2), Non-conformist Records (research mini guide 3)

Our wide range of research mini guides have been compiled by experts to help you find, use and understand key records. You can find them on site and online.