

Overseas Workers in Gloucestershire

An Overview

Data & Analysis Team

Gloucestershire County Council

informgloucestershire@gloucestershire.gov.uk

Page 1 of 6

Data Source: Source: NINo Registrations to Adult Overseas Nationals Entering The UK, Stat-Xplore, Department for Work and Pensions

Caveat: Due to the coronavirus pandemic the ONS had to change the method of estimation for 2020/21 which has added a level of uncertainty to the data. Therefore, the data for 2020/21 must be interpreted with caution and should not be compared to previous data in the same way.

Contents

Overseas Nationals Registered to Work in Gloucestershire, 2002/3 to 2019/20, and 2020/21.....	3
Number of NINo Registrations to Overseas Workers by World Region	5
Top 5 Origin Countries for Overseas Workers in Gloucestershire and its Districts, 2010/11 to 2019/20	6

Overseas Nationals Registered to Work in Gloucestershire, 2002/3 to 2019/20, and 2020/21

The number of adult overseas nationals being registered for a National Insurance Number (NINo) to work in Gloucestershire was 809 in 2020/21. This is significantly lower than the past trend of registrations, 72.3% lower than 2019/20, and is the lowest registered in a year between 2002/3 to 2020/21. Due to the pandemic, the Office for National Statistics had to change the method used to create the 2020/21 estimates. As a result, there is a higher level of uncertainty with the 2020/21 estimates, and they should be handled with caution. For further information please see:

<https://www.ons.gov.uk/peoplepopulationandcommunity/populationandmigration/internationalmigration/bulletins/ukpopulationbycountryofbirthandnationality/latest>

Table 1. Number of NINo Registrations to Overseas Workers in Gloucestershire

Area	Number of NINo Registrations 2020/21	Number of NINo Registrations 2019/20
Gloucestershire	809*	2,924
Cheltenham	241*	819
Cotswold	108*	469
Forest of Dean	74*	243
Gloucester	290*	955
Stroud	47*	234
Tewkesbury	49*	204

* Figures based on changed method

In 2019/20, the number of NINo registrations increased minimally from the previous year to 2,924. However, between 2014/15 and 2018/19 there was a general decreasing trend in the number of NINo registrations assigned to overseas workers.

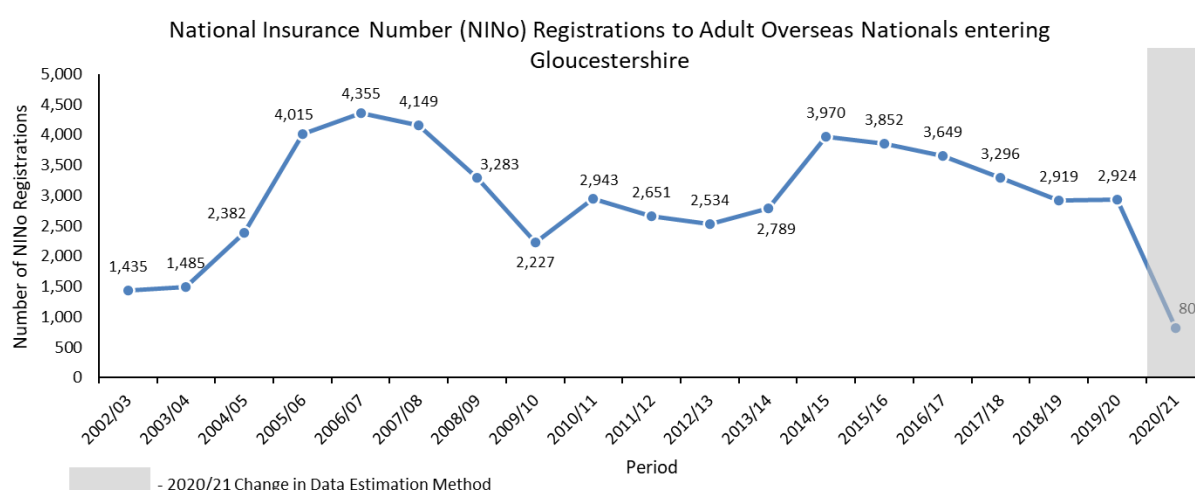


Figure 1. NINo Registrations for Workers Entering Gloucestershire

Data Source: Source: NINo Registrations to Adult Overseas Nationals Entering The UK, Stat-Xplore, Department for Work and Pensions

Caveat: Due to the coronavirus pandemic the ONS had to change the method of estimation for 2020/21 which has added a level of uncertainty to the data. Therefore, the data for 2020/21 must be interpreted with caution and should not be compared to previous data in the same way.

District Focus:

- All the districts have followed a similar trend overall, Cheltenham and Gloucester consistently had the highest number of NINo registrations for overseas workers

2019/20

- Gloucester had the highest number of NINo registrations to overseas workers with 955, representing 32.0% of registrations
- Tewkesbury had the lowest number of NINo registrations to overseas workers with 204, representing 7.0% of registrations

2020/21

- Gloucester had the highest number of NINo registrations to overseas workers with 290, representing 35.8% of registrations
- Stroud had the lowest number of NINo registrations to overseas workers with 47, representing 5.8% of registrations

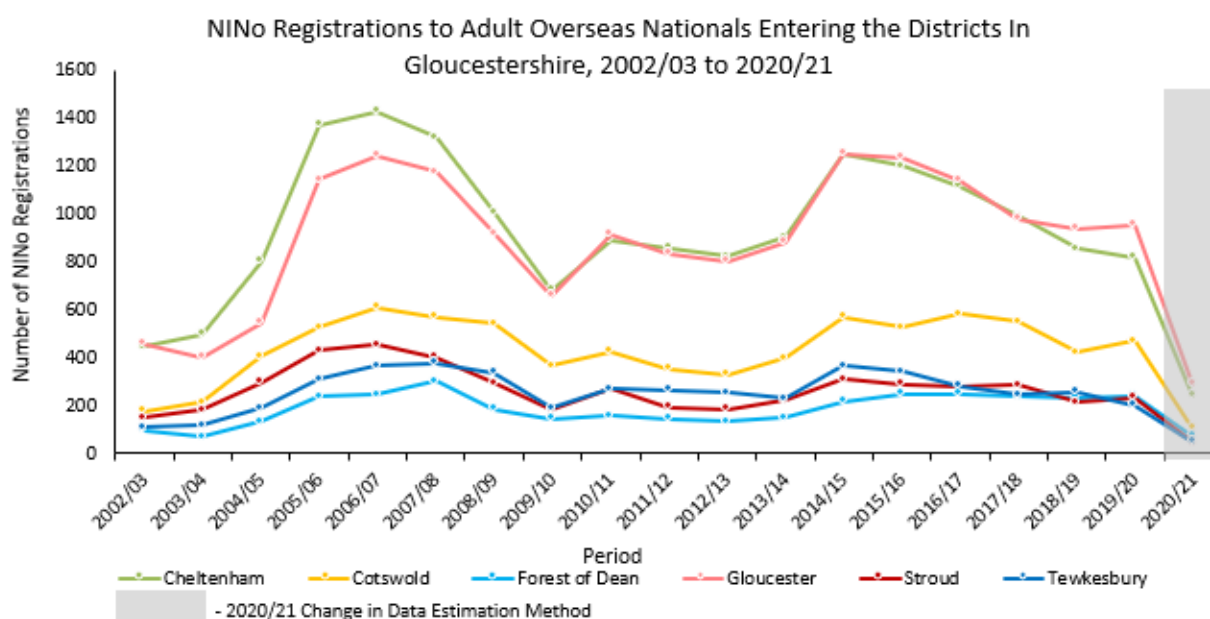


Figure 2. NINo Registrations for Workers Entering the Districts of Gloucestershire

Data Source: Source: NINo Registrations to Adult Overseas Nationals Entering The UK, Stat-Xplore, Department for Work and Pensions

Caveat: Due to the coronavirus pandemic the ONS had to change the method of estimation for 2020/21 which has added a level of uncertainty to the data. Therefore, the data for 2020/21 must be interpreted with caution and should not be compared to previous data in the same way.

Number of NINo Registrations to Overseas Workers by World Region

In the past 10 years, there was a change in where the highest proportion of overseas workers were originating from. Figure 3. indicates that the proportion of registrations to workers from EU8 countries decreased overall from 44% of registrations in 2011/12 to 16% in 2019/20 and 9% in 2020/21. In contrast, the number of workers registering for a national insurance number from EU2 countries increased from 4% to 1/3 of all registrations by 2017/18. There was then a decrease in workers originating from EU2 countries but, EU2 workers still held the largest share in 2019/20 with 26%. The data for 2020/21 suggests that the proportion of EU2 workers decreased to a 15% share in that year.

Workers registering for a NINo originating from The Americas and EU15 countries remained stable between 2011/12 and 2019/20. However, the 2020/21 data indicates that while there was a minimal increase in the proportion of workers originating from The Americas, there was a decrease in the proportion of workers originating from EU15 countries (21% in 2019/20 to 13% in 2020/21).

World regions, which also have been indicated by the 2020/21 data to have an increased share of workers registering for a NINo are: Asia and the Middle East, and Africa. Previously both regions experienced a decreasing trend in the proportion of workers registering for a NINo between 2011/12 to 2015/16 and then an increasing trend between 2016/17 and 2019/20.

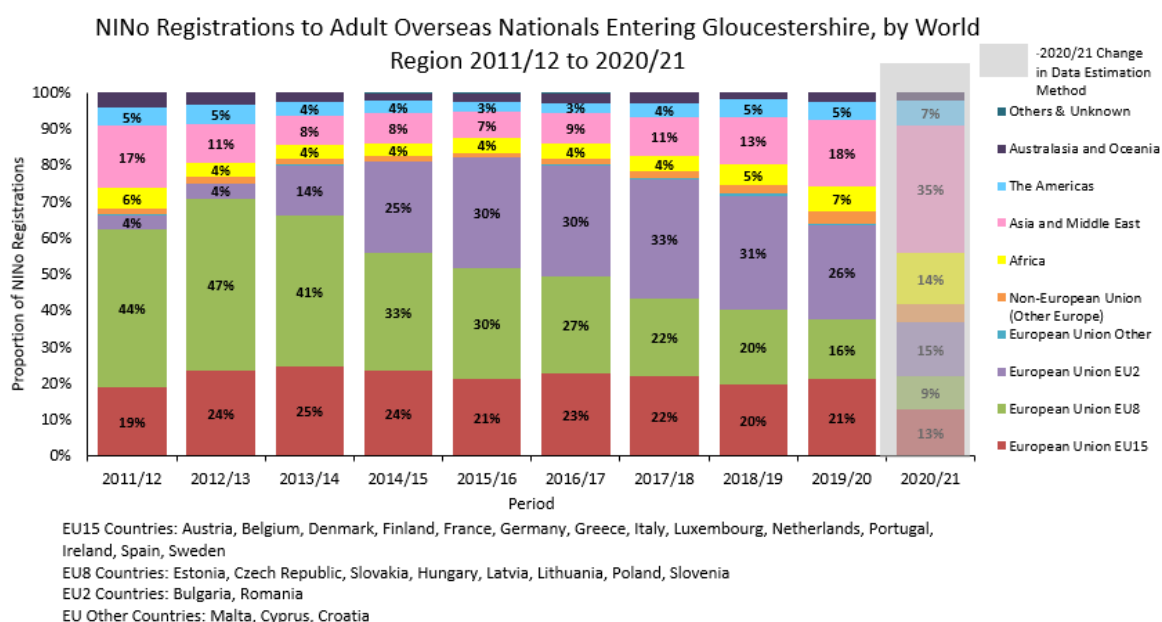


Figure 3. NINo Registrations for Workers in Gloucestershire, by World Region

Data Source: Source: NINo Registrations to Adult Overseas Nationals Entering The UK, Stat-Xplore, Department for Work and Pensions

Caveat: Due to the coronavirus pandemic the ONS had to change the method of estimation for 2020/21 which has added a level of uncertainty to the data. Therefore, the data for 2020/21 must be interpreted with caution and should not be compared to previous data in the same way.

Top 5 Origin Countries for Overseas Workers in Gloucestershire and its Districts, 2010/11 to 2019/20¹

Between 2010/11 and 2019/20 the highest number of people from overseas registered with a NINo to work in Gloucestershire was Poland with 6,420 registrations. The next most frequent origin countries for registrations were Romania (5,227 registrations), Bulgaria (1,524 registrations), Spain (1,452 registrations) and India (1,340 registrations).

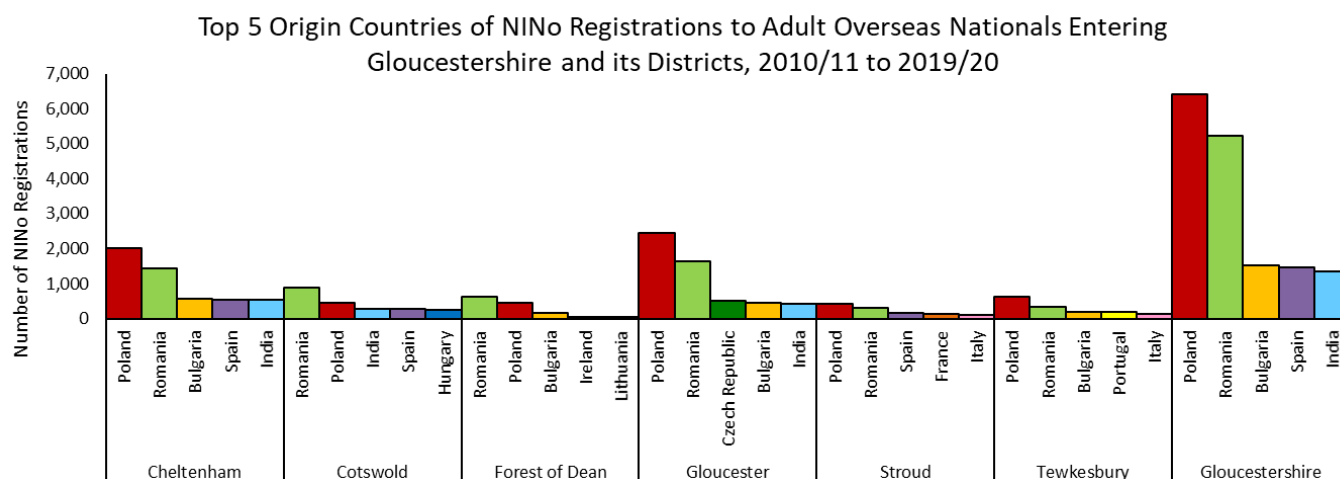


Figure 4. Top 5 Origin Countries for Overseas Workers in Gloucestershire, 2010/11 to 2019/20

District Focus:

- In all the districts the highest number of overseas workers registering for a NINo were from Poland and Romania
- Gloucester had the highest number of workers register from a single country which was Poland with 2,450 people being registered
- Most of the top 5 origin countries of overseas workers registering for a NINo were European Union countries

¹ 2020/21 omitted due to change in data estimation method