

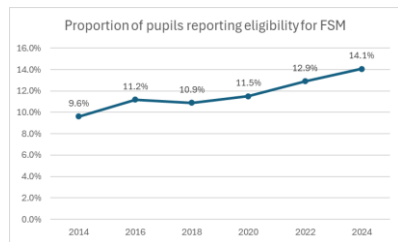
Free School Meal eligibility



PWS 2024




1 in 6 pupils reported FSM eligibility



Eligibility is linked to deprivation



Higher in Black (18.3%) & Mixed ethnicity (16.9%)



Higher in pupils at special schools




1 in 3

Young carers reported FSM eligibility



Twice as likely to be accessing mental health support



Things to work on...

Lower mental wellbeing



Mean **47.8** WEMWEBS vs. 49.8 non-FSM

1 in 3 Report self-harm

More likely to engage in health harming behaviours



More likely to engage in risky behaviours



2x Likely to report joining a gang

2.5x Likely to report trouble with police

At home...



Less likely to have a trusted adult



Less likely to feel safe at home & less supported at home



Less likely to form strong friendships

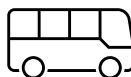


1 in 4 Victim of domestic abuse



Less likely to have healthy food at home
Regularly skipped a meal due to lack of food

More likely to live away from family



3 in 4

3x Report living with only 1 parent



At school...



More likely to report behaviour regulation issues

2x Report aggression and violence

2x Report being often in trouble

More likely to disengage from education

2 in 5 Persistently absent

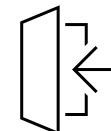


Less likely to have positive future plans

1 in 20 expected to be NEET* as many had applied to university



More likely to be isolated, suspended or excluded



*NEET – not in education, employment or training