



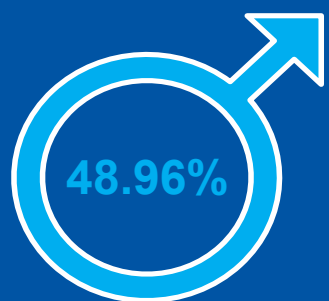
Mid-2024 121,739



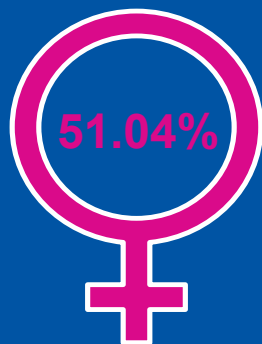
0.73% + 880 people

Between mid-2023 and mid-2024
(Mid-2023 120,859)

Sex split



Male



Female

Median age

41.0
years

Broad age groups



0-15
17.36%



16-64
62.82%



65+
19.82%

Components of change



-0.16%

Births - deaths



-0.29%


Internal
migration



+1.11%

International
migration

Population density



2,613 people per
square kilometre

District lens mid-2024:

Gloucester: 138,598



1.68%

Stroud: 125,680



0.98%

Cheltenham: 121,739



0.73%

Tewkesbury: 101,949



2.41%

Cotswold: 91,661



0.16%

Forest of Dean: 89,753



0.79%