

Secondary School Admissions

Information and Guidance Booklet for 2027 Intake

For children born between 1 September 2015 and 31 August 2016

Also includes information regarding:

Transfer from Middle to High Schools
University Technical Colleges

WELCOME

This booklet will help guide you through the process of applying for a school place in Gloucestershire.

This booklet is only for parents and carers of children living in Gloucestershire. If you do not live in Gloucestershire you **must** apply to your home local authority, even if requesting a place in a Gloucestershire School.

CONTENTS

Key dates	Page 3
A-Z of school in Gloucestershire	Page 4
School location maps	Page 5 - 6
Step 1 - Research the schools	Page 7
Step 2 - Choose your preferred schools	Pages 7 - 8
Step 3 - Grammar school registration	Pages 8 - 9
Step 4 - Apply for a school place	Pages 9 - 10
Step 5 - Responding to the school offer	Page 10
Step 6 - Request an appeal	Page 11
Additional information	Pages 12 - 14
FAQs	Pages 14 - 17
Key Terms	Pages 18 - 19
Admissions Policies	Pages 20 - 67
Useful Contacts	Page 68
Neighbouring Local Authorities	Page 69

Key Dates 2027 Intake

Entry to Secondary School

In Gloucestershire, nearly all children transfer from primary school to secondary school at the age of 11 when they have finished Year 6. There can be exceptional circumstances, for example, when children transfer to secondary school earlier or one year later, but this would involve detailed discussions and agreement with parents or carers and relevant primary and preferred secondary schools.

Entry from Middle to High School

The neighbouring county of Worcestershire offers a 3-tier system where children transfer from Low to Middle School in Year 5 to Year 6 and Middle to High School in Year 8 to Year 9. See page 16 for further details.

Entry to a University Technical College

Some Authorities have University Technical Colleges which children can join in Year 10 or Year 12. See page 16 for further information. Please note that you are unable to apply online for this and should follow the instruction as given.

September 2027 Intake

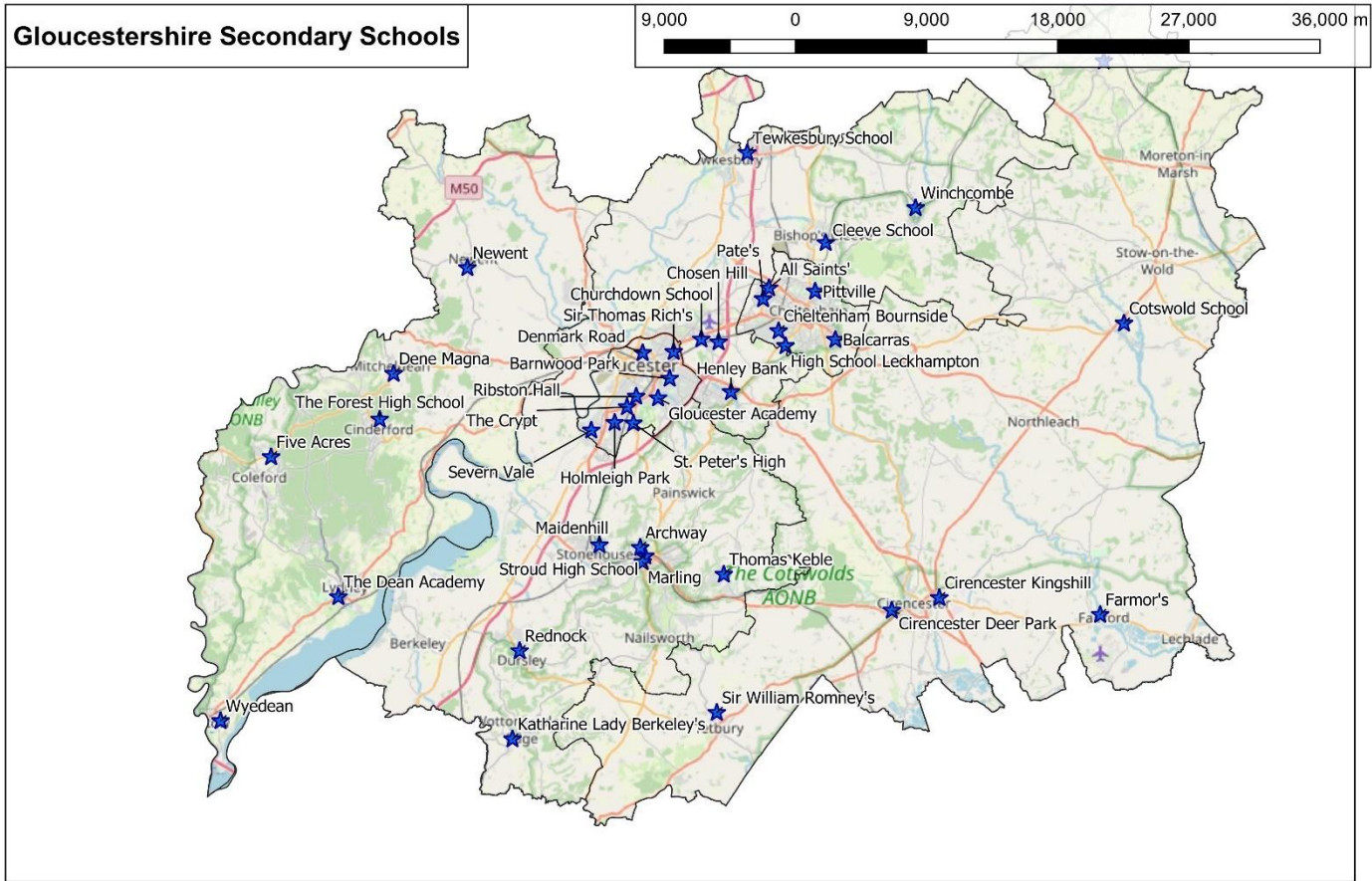
From noon Monday 18 May 2026 to noon on Friday 26 June 2026	Online registration period for Grammar Entrance Test
Thursday 3 September 2026	Online Secondary/High School transfer application facility opens
Saturday 12 September 2026	Grammar School Entrance Test Day
Midnight Saturday 31 October 2026	Closing date for school applications
Monday 1 March 2027	Allocation Day
Midnight Monday 15 March 2027	Closing date to return reply form accepting the school place or requesting to be put on waiting list(s)
By Monday 5 April 2027	Outcome of waiting list requests sent out
Friday 9 April 2027	Closing date for return of reply forms
May 2027 to July 2027	Appeals

A-Z of Secondary Schools in Gloucestershire

To find the nearest schools in your area, please refer to the Gloucestershire Find a School Tool which is available at www.gloucestershire.gov.uk/find-a-school

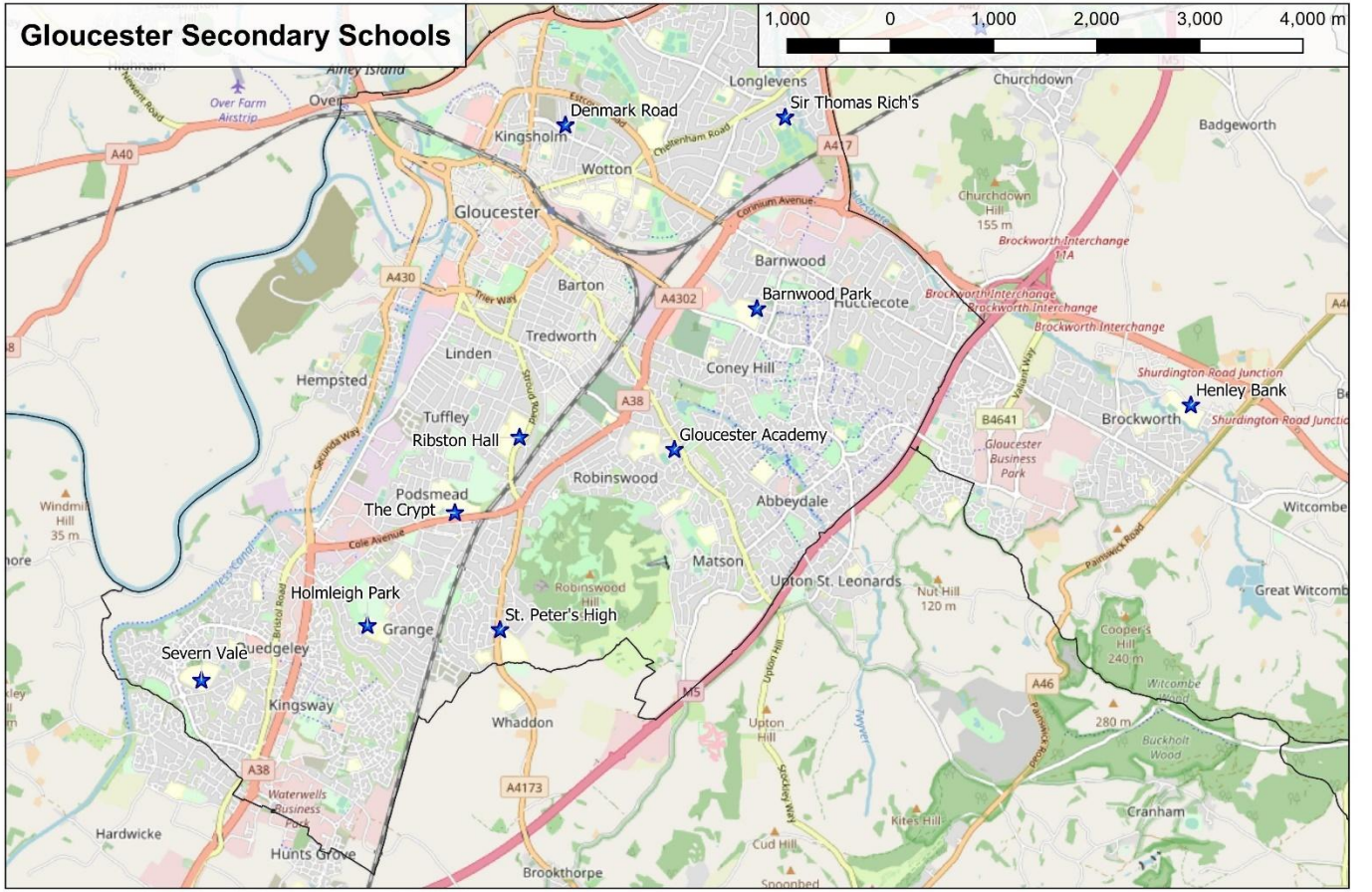
All Saints' Academy	Page 20	Henley Bank High School	Page 45
Archway School	Page 23	High School Leckhampton, The	Page 47
Balcarras School	Page 24	Holmleigh Park High School	Page 48
Barnwood Park School	Page 25	Katharine Lady Berkeley's School	Page 50
Cheltenham Bournside School & Sixth Form	Page 27	Maidenhill School	Page 51
Chipping Campden School	Page 28	Marling School	Page 52
Chosen Hill School	Page 29	Newent Community School & Sixth Form	Page 53
Churchdown School Academy	Page 30	Pate's Grammar School	Page 54
Cirencester Deer Park School	Page 31	Pittville School	Page 55
Cirencester Kingshill School	Page 32	Rednock School	Page 56
Cleeve School	Page 33	Ribston Hall High School	Page 57
Cotswold School, The	Page 34	Severn Vale School	Page 58
Crypt School, The	Page 35	Sir Thomas Rich's School	Page 59
Dean Academy, The	Page 36	Sir William Romney's School	Page 60
Dene Magna School	Page 37	St. Peter's Catholic School	Page 61
Denmark Road High School	Page 38	Stroud High School	Page 63
Farmor's School	Page 39	Tewkesbury School	Page 64
Five Acres High School	Page 40	Thomas Keble School	Page 65
Forest High School, SGS	Page 42	Winchcombe School	Page 66
Gloucester Academy	Page 43	Wyedean School	Page 67

SCHOOL LOCATION MAPS



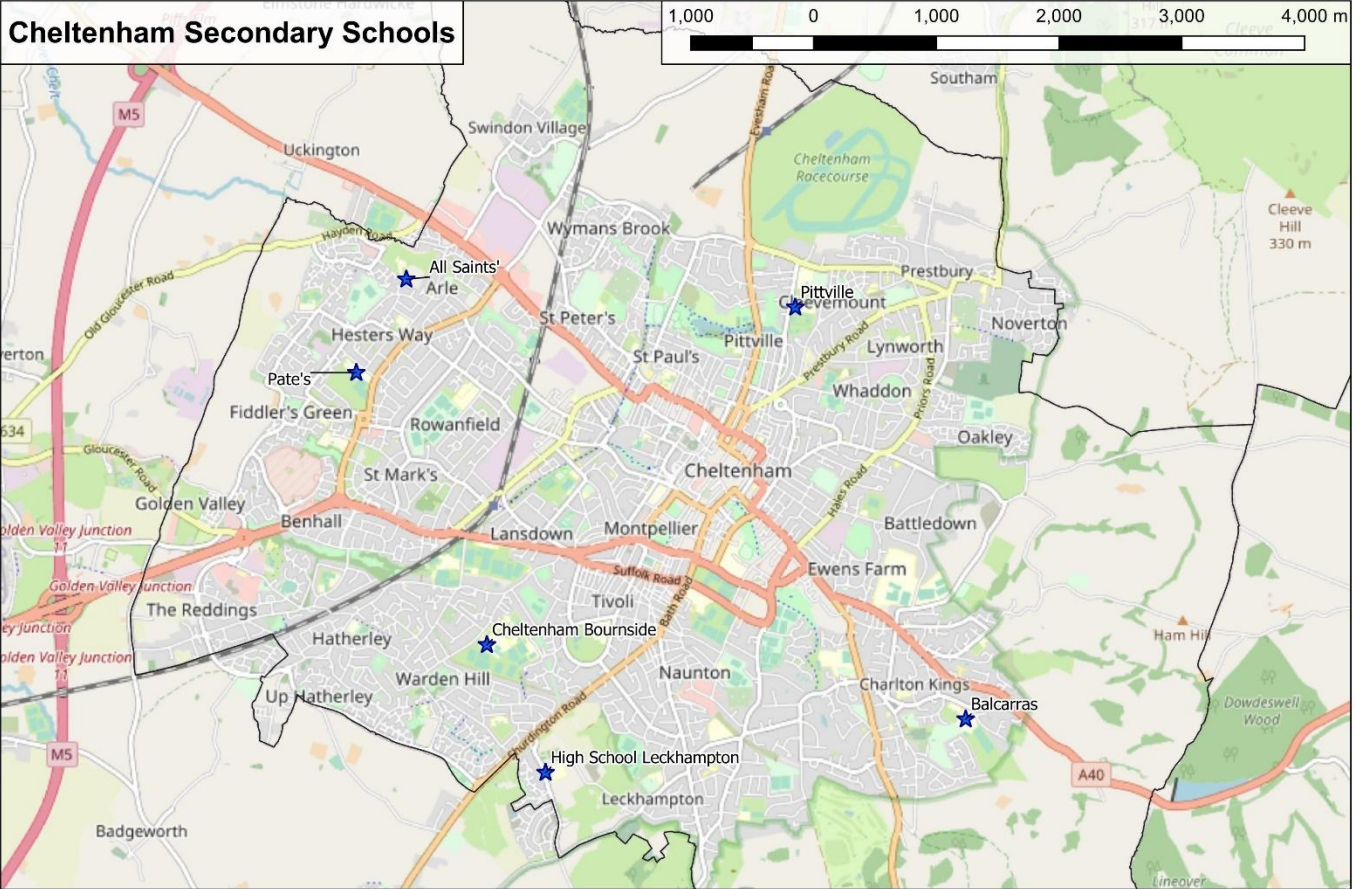
© Crown Copyright and database rights 2023, Ordnance Survey AC0000850000
 You are not permitted to copy, sub-license, distribute or sell any of this data to third parties in any form

Scale: 1:320,000



© Crown Copyright and database rights 2023, Ordnance Survey AC0000850000
 You are not permitted to copy, sub-license, distribute or sell any of this data to third parties in any form

Scale: 1:45,000



Step 1

Research the schools to decide which ones you wish to apply to

Go to school open days/evenings, talk to the students and teachers, this may help you decide which school you would like your child to attend. Information about open days/evenings and information sessions is usually available on school websites or by contacting the schools.

Read the latest OFSTED report for the school. This report will point out all the strengths and weaknesses of the school and is usually available on the school's website or by asking the school for a copy.

Look at the school website - this will give information about the school including the number of children on roll, facilities etc.

Research how far away the schools are from your home. You need to consider how your child will get to and from the school, as most children are not eligible for free transport assistance. In most instances transport will need to be organised and paid for by parents/carers and should your circumstances change, you will not be eligible for any transport assistance from Gloucestershire County Council. Therefore, we strongly advise you to read the transport assistance policy available on www.gloucestershire.gov.uk/applyforabuspass

Find out about entry requirements and if your child has a **realistic** chance of getting a place at the school. Please contact to the school directly for a full copy of their admissions policy.

If you are considering a grammar school remember your child will need to take an Entrance Test, see Step 3 for further information.

If your child has an Education Health and Care Plan, please go to page 13.

Include your child in making the decision and discuss the options available but remember a place at your preferred school cannot be guaranteed; make sure your child understands this.

Step 2

Choose your preferred schools

You can apply for up to 5 schools that you would prefer your child to attend; we advise you list 5 preferences.

Place the schools in your **true preference order** with one being the school you would most like your child to attend. We allocate school places using the equal preference system. Schools are not informed where you put them on your list. Please see below for further details.

Even if you want a place at your local or catchment school or have another child in the school you **must** still apply.

Your catchment school does not have to be one of your preferences; however, it is unlikely that a place will be available if your child does not receive a place at any of your preferred schools.

Please be aware that the number of children within a catchment area may be greater than the number of places available at the school.

Equal Preference System Explained Background to the system

Whether you are applying for a primary or secondary school place for your child, it can be tough deciding which schools to list on your application form, let alone in which order you should rank them.

In the past, some schools and local authorities operated a 'First Preference First' system. Admissions authorities could prioritise those who had listed a school as their first choice on their application form. In practice, this meant that a child who lived some distance from a school but had made it their first choice could be offered a place above a child who lived nearer but had listed it as their second choice.

The School Admissions Code outlawed the 'First Preference First' system. **Admission authorities are now legally required to operate an 'Equal Preference' system.** This means schools can no longer favour children who listed

the school as their first choice or rule out those who placed it lower down their list; in fact, they are not even told where they were ranked in your list of preferences.

The Equal Preference system means that places are offered purely on the strength of how well children fit the admissions criteria.

Using the equal preference process means that a school place could be allocated to someone who has named it as second preference, over someone that has named it as a first preference; this would be because they have been ranked higher in accordance with the school's admissions policy and could not be offered their first preference.

What does this mean in practice?

On the Common Application Form, you will be asked to list your top 5 choice of schools in order of preference.

After the closing date, we will put your child's name on a list for each of the schools you have selected. Their position on the list will depend on how well your child fits the school's admission policy, for example, they may be higher up a school's list if you live very close to it.

The Equal Preference system means that at this stage, the order in which you ranked the schools will not be considered. Your child will be put on a list for every school you have applied to.

Each school has a Published Admission Number (PAN) - the number of places it has to offer. So, if a school has a PAN of 150, the first 150 children will be provisionally allocated a place and those children whose names fall outside the PAN will not be offered a place at this school. This is repeated for each school.

If the situation occurs where a child can be offered a place at more than one school, we will then consider the order in which you ordered the schools on your application form, and we allocate the highest preference possible. This means the place from the lower preference school can then be allocated to the next person on that school's list.

If your child has been offered a school that was not your first preference, you can request for your child to be placed on the waiting list for your higher preference(s). All waiting list requests will be processed in the subsequent allocation rounds. For further guidance, please see Step 5.

If your child is not allocated a place at any of your preferred schools, we will allocate a place at the nearest school with a space available after all preferences have been processed.

Step 3

If you have chosen a grammar school, you need to register your child to take the test. If not, please proceed to Step 4.

Grammar Schools in Gloucestershire	Gender	Website
Denmark Road High School	Girls only	www.denmarkroad.org
Marling School	Boys only	www.marling.gloucs.sch.uk
Pate's Grammar School	Mixed	www.patesgs.org
Ribston Hall High School	Girls only	www.ribstonhall.gloucs.sch.uk
Sir Thomas Rich's School	Boys only	www.strschool.co.uk
Stroud High School	Girls only	www.stroudhigh.gloucs.sch.uk
The Crypt School	Mixed	www.cryptschool.org

Decide on the grammar school where you would prefer your child to sit the Entrance Test. You cannot change your preferred Test Centre after submitting your registration and you should be aware that there may be limited testing places available, and your child may be allocated an alternative venue.

Go to the grammar school's website (listed in the table above) and register your child to take the test by completing the online Grammar Registration Form.

You **must** register which schools can share your child's results. Only the schools you select will be able to consider your child for a place. You can state any number of 'Share Schools' for the gender appropriate grammar schools.

The online grammar registration opens on **noon 18 May 2026** and closes **noon 26 June 2026**. You must ensure that your Grammar Registration Form is submitted by the closing date. If you miss the registration, your child will not be able to sit the grammar school Entrance Test.

Once you have registered for the Entrance Test, the grammar schools will send you information nearer the testing day regarding the arrangements at your allocated Test Centre. This information is not sent out by the Co-ordinated Admissions Team, nor are we given access to this information.

If your child is ill on the day of the test or is unable to make the test date, you will need to contact the school where your child will be sitting the Entrance Test as soon as possible.

Results will be sent out by email from each grammar school you requested to 'share results' with.

You should be aware that achieving the qualifying standard does not guarantee entry into your preferred grammar school. This is because there may be more children with a qualifying score than places available in the school.

If your child does not obtain the qualifying score for a school, they cannot be considered for a place. If you still list it as one of your preferences, it will be disregarded. If you feel you have exceptional circumstances for wanting a place at the grammar school, you can still make an appeal (see Step 6). The school **does not** have to be named on your application form to do this.

Step 4

Apply for a school place

To make an application for a school place, you must be the child's parent or legal guardian. We can only accept one application per child; therefore, applications should only be made to us once both parents agree with the preferred schools. If parents cannot agree please see page 14.

You can register to apply online via our website - this is the quickest and easiest way to apply. If you have previously registered for another child, or for Free School Meals, you can use the same logon details and password. Just check that all your details are still correct; if not, please update them accordingly. You may need to provide proof of any changes.

Use your child's permanent address. We use this information to determine if a child can be offered a place at a school, so it is important that we have the correct address.

You can apply for up to 5 schools. Place them in your true preference order but make sure you have read the Admissions Policy for each school to ensure your choices are realistic. Details on individual school's admissions policies can be found in this booklet.

Tell us about any siblings that will be attending the school when your child is due to start.

Check if the schools you are choosing require supplementary forms to be completed. You will find this information in this booklet or on the school's website. Remember, you must still complete the Common Application Form and name them as one of your preferences.

If you feel that your child has a medical need that can only be met by a specific school, you will need to supply the school with documentation from a medical professional to support your application if it is relevant in the school's admissions policy.

If your child is taught outside of their chronological year group, you may need to provide additional information to your preferred secondary school. Please see further advice under Additional Information (page 12).

If you currently live overseas and require a Year 7 place in Gloucestershire for your child from September, you can apply directly to ourselves using our online application facility. Please list your current overseas address as your child's current address on the application but also give details of your moving date and UK address, if known.

Please make sure you remember your username and password as you will need these to access your account to make any changes and view the outcome of your application.

Applications received after **31 October 2026** will be treated as 'late' and will not be considered until after all other applications have been processed.

Alternatively, you can complete a paper application form which can be downloaded from our website. It is your responsibility to ensure that we receive it by the deadline as proof of posting is not sufficient.

Step 5

Responding to the school offer

We strongly advise that you accept your child's offer, even if you are unhappy with it, to ensure your child has a school place for September. Accepting a school place does not affect your right to be placed on a waiting list or to appeal.

Accept your child's school place

Parents who applied online will be notified via email. Alternatively, you can login back into your online account to view the school allocation.

If you are happy with the school place your child has been offered, log into your online account and accept the place.

If you did not apply online, you can complete and return the reply form that is provided to you.

Decline your child's school place

You can decline your child's school place using any of the methods above.

However, it is important to note that if you decline your child's school place, this will not increase your chances of being offered one of your preferred schools and your child may then end up without a school place for September.

Request to be placed on a waiting list(s)

Students are not placed on any waiting list(s) automatically; you **must** request this in your portal account or via the reply form.

All requests need to be made by the closing date **by midnight 15 March 2027** to be considered in the second round of admissions. Requests made by this date will receive the outcome by **5 April 2027**.

All waiting lists are held in accordance with each school's admissions policy; we cannot take individual circumstances or personal reasons for wanting the school(s) into account. However, if your address has changed or will have changed before **15 March 2027** you must provide us with proof of address.

In the second round of admissions, any places that become available in the school are offered to the students at the top of the waiting list. If we can offer one of the schools you submitted a request for, your child's original school place **will be automatically** withdrawn and made available to others.

Should you wish to remove your child's name from waiting list(s), you must clearly state this in writing/by email to us.

If your child has not been allocated your preferred school in the waiting list round, your child's name will remain on their waiting list. This team continually allocates, as and when spaces become available in the schools, up until the end of the summer term. At this point the waiting lists are handed over to the schools. The lists we provide to them must be kept until 31 December 2027.

Step 6

Request an Appeal

If your child is unsuccessful in gaining a place at your preferred school you have a legal right to appeal, if you think you have exceptional circumstances supporting why your child should have a place at your preferred school.

Most secondary schools in Gloucestershire manage their own appeals process and you can find out details on their individual websites or by contacting the schools direct.

Archway School is the only exception. If your child is refused a place at Archway School and you wish to appeal, please email school.admissions@gloucestershire.gov.uk

Unless there are significant material changes in circumstances, only one appeal application may be made for each academic year for each school. We strongly recommend that you accept the school place offered, even if you are intending to appeal for another school. This ensures that your child has a school place secured for September if your appeal is unsuccessful.

Grammar School Appeals

You will be able to appeal for a place at a grammar school for your child on one of two grounds:

- If your child achieved a qualifying score in the test but were not offered a place as all the school's spaces were filled with children who scored higher in the test.
- Your child did not achieve a qualifying score in the test but there were exceptional reasons for your child not performing to the best of their ability that you would like an appeal panel to consider. Each Admission Authority will deal with appeals in their own way.

Details on how to appeal can be found on each school's website or by contacting the school direct.

Additional Information

Late Applications

It is extremely important that you apply by the closing date of **31 October 2026**. We must treat any application that is received after this date as 'late' and your preferences will not be considered until places have been offered to all students for whom we received an application by the closing date.

Our Senior Officers can agree to extend the deadline, for a short time, in very exceptional circumstances such as:

- Where legal paperwork needs to be obtained for a parent/carer to be able to state a preference on behalf of their child
- Cases of Emergency Care Orders
- The hospitalisation of the only parent/carer

If you think this applies to you it is important that you contact us before the closing date to agree any extension.

It is unlikely that your child will be offered a place at any of your preferred schools if we do not receive your application form by the closing date. However, if we can make a reasonable offer we will do so, and you will receive notification on allocation day. If we are unable to make a reasonable offer your application will be considered during the second round of admissions.

Applications received with less than 4 weeks to go before allocation day (i.e., received on or after 1 February) will not be processed until after allocation day.

Applications for children taught outside of their chronological year group

Where a child has been taught outside of their chronological year group from the beginning of their education, it is expected that they will continue with that year group throughout their education for most secondary schools.

If your child is currently being taught in their chronological year group but you now wish for them to be taught outside of this, for example, if your child is gifted and talented or has experienced problems such as ill health. You must make this request in writing to the school giving reasons and details of your child's particular needs. Any reports or evidence to support the request should also be enclosed.

The admissions authority of that school will make the final decision. Decisions will be made based on the circumstances of each case and in the best interests of the child. This will include taking account:

- Parents/carers views
- Information about the child's academic, social and emotional development
- Where relevant, their medical history and the views of a medical professional
- Whether they have previously been educated out of their normal age group
- Whether they may naturally have fallen into a lower age group if it were not for being born prematurely
- The headteacher's views

IMPORTANT - You may wish to also read your preferred schools' determined admissions policy (linked within this booklet) to check if your preferred school has any additional requirements of you.

There is no statutory barrier to children being admitted outside their normal age group, but you do not have the right to insist that your child is admitted to a particular age group.

Where the request is approved, you **must** also complete an application form to the Local Authority within the timescales of the agreed admission year group. The application will be processed in accordance with the schools' admissions policy.

You have a statutory right to appeal against the refusal of a place at a school for which you have applied and been refused. This right does not apply if you are offered a place at the school, but it is not in your preferred age group.

Travel Assistance

It is very important that you think about transport when you consider the school you would like your child to attend. If you are not choosing to attend the nearest school (for whatever reason) or the school is within walking distance it is very unlikely that travel assistance will be granted. Most children are not eligible for free transport, and this will usually have to be organised and paid for by you. Many schools have their own travel plans, with special routes to make walking or cycling safer and have special facilities such as cycle shelters.

You can apply for assistance with transport if all the following details apply to your child:

- Your child lives in Gloucestershire, and
- They attend their nearest or designated secondary school, and it is over three miles or more walking distance away.

For a 'straight line' calculation on the distance from your postcode to the school you are interested in please use the following link: www.gloucestershire.gov.uk/find-a-school. Please note, this should only be used for a general guideline and does not match the criteria for how the transportation distance assessment is calculated - travel assistance is measured by 'walking' distance using the nearest available pedestrian route.

Transport assistance is not provided to those children who:

- Attend an independent school
- Study away from their normal school
- Live outside the County and attend a Gloucestershire school

In addition, travel assistance will only be considered if parents/carers have submitted preferences for all of their closer schools as a higher preference than the allocated school. These preferences must have been made by the National closing date.

If transport is likely to be an issue for you, we would advise you to contact the Travel Assistance and Free School Meals Team to see if they can help with transport before choosing your preferred schools.

The County Council remains committed to ensuring that all children can access education and will continue to meet all its statutory duties. It further commits to considering best practice as outlined in the Education Act 1996, Education and Inspections Act 2006, the Home to School Travel and Transport Guidance and Home to School Travel for Pupils Requiring Special Arrangements Guidance.

Please check the website for our current transport policy www.gloucestershire.gov.uk/applyforabuspass

Children with Special Educational Needs and Disabilities

If your child has an Education Health and Care Plan (EHCP), there is a different transfer process from primary to secondary school.

You would not need to apply for transfer to secondary school following the same admissions procedures as all other children via Co-Ordinated Admissions as places are automatically allocated in the school that has been named in the child's EHCP instead. If an application is made by parent to this team, it will be discarded.

Instead you would have the Year 5 Annual Review where there should be an opportunity to discuss with your child's current primary school which secondary school may be suitable to meet your child's needs. The primary school will send a copy of the Annual Review to the County Council's EHCP Team, who will then contact the school named in the report to request a place for your child. The County Council's EHCP Team will then name a school in your child's EHCP.

If you wish a different school for your child other than the one currently named in your child's EHCP you will need to contact the SEND Review Officer.

Children who have additional learning needs or a disability but **do not** have an EHCP will need to apply for transfer to secondary school following the same admissions procedures as all other children.

If you have concerns about the process or the choice of a suitable school, you may find it helpful to discuss this with your child's primary school or other professionals involved with your child's education and welfare.

School applications for foreign national children and children resident outside England

Foreign national children resident in the UK normally have the right to attend state-funded and independent schools in England.

To lawfully enter the country to access a school, foreign national children resident outside the UK will normally need either:

- a right of abode
- an immigration status which otherwise permits them to enter the UK to study at a school

Advice and guidance for state-funded school admission authorities, independent schools, local authorities and parents is available using the following link: www.gov.uk/guidance/schools-admissions-applications-from-overseas-children

Frequently Asked Questions

Who has parental responsibility for a child?

Both natural parents have parental responsibility if they are, or ever have been, married to each other. If parents have never married, the mother has parental responsibility automatically. Unmarried fathers acquire parental responsibility for their children in different ways, depending on when their children are born.

Parental responsibility for children born after 1st December 2003 is obtained by:

- Registering the child's birth jointly with the mother at the time of birth.
- Re-registration of the birth by the natural father.
- Marriage to the natural mother of their child or by obtaining a Parental Responsibility Order from the court.
- Registering a Parental Responsibility Agreement with the court or by an application to court.

Parental responsibility for same-sex parents

- Same-sex partners will both have parental responsibility if they were civil partners at the time of the treatment, e.g. donor insemination or fertility treatment.
- For same-sex partners who are not civil partners, the 2nd parent can get parental responsibility by either:
 - applying for parental responsibility if a parental agreement was made
 - becoming a civil partner of the other parent and making a parental responsibility agreement or jointly registering the birth

What if more than one application is completed?

We can only process one application per child and the Local Authority cannot become involved in disputes between parents. If more than one application is received for a child, all applicants will be informed, and they will be asked to reach an agreement on which school preferences to submit.

If parents cannot agree, they can apply to Family Court for a Specific Issues Order (SIO). A SIO is a binding document issued by the court that grants one parent sole responsibility of submitting the school application and/or states which preferences are to be listed on the application.

If parents cannot agree and a court order has not been provided, we will not be able to process either application.

Alternatively, where parents agree on which school preferences to submit and one parent submits the application online, the other parent may contact the Co-Ordinated Admissions Team to request to also be directly notified of the allocated school on national allocation day.

What address do I use to apply?

The address given on the application should be the child's **permanent** address at the closing date for applications. A child's permanent home address is defined as 'a child's ordinary place of residence, which is deemed to be the residential property at which the child normally and permanently resides with their parent or legal guardian'.

School places are offered in accordance with each school's admissions policy and most secondary schools have home to school distance as part of their policy. Therefore, you need to ensure that the address details we have for your child are correct and provide proof of address documents if you have recently moved.

Only one home address can be used for admissions purposes to calculate home to school distances. Where a child resides at more than one address, the address to be used should be where the child lives for the majority of the time, either by private arrangement or as stipulated in a child arrangement order.

Where a child lives with both parents on a 50/50 (equal) basis the local authority will request that the parents agree on which address is to be used for admissions purposes. To support this, we may also request proof of the registered address, which must pre-date the application e.g. the address registered for child benefit or where the child is registered with a medical GP. Additional proof of address may be requested before we can confirm the address.

If the parents/carers are unable to agree on which address is to be used for admissions purposes, the address used will be determined by random selection (lottery). A member of Gloucestershire County Council, who is totally independent of School Admissions will supervise this process.

IMPORTANT - For Greenshaw Learning Trust schools (Five Acres High School, Gloucester Academy, Henley Bank High School and Holmleigh Park High School), you must refer to the school's admissions policy and submit information to the school(s) directly.

Addresses of a business, relative, friend or child-minder will not be considered as the home address even when the child stays there for all or part of the week. We may seek proof of residence and may require evidence from courts regarding parental responsibilities in these matters. Evidence that a child's home address is permanent may also be sought. Such evidence should demonstrate that the child lived at the address before the application was made and will continue to live there after the time of admission. Informal arrangements, even between parents, are not acceptable.

What if I am changing address?

If you will be changing your permanent home address before the closing date it is very important that you let us know and send us proof of address documents as this may affect the school that we are able to offer. We will not change your address on our system unless we receive this proof. It must be received no later than 1 week after the closing date and show that the move occurred before the closing date.

If you will be changing address after the closing date, then we will not be able to use this new address for admissions purposes, but proof will be required to update our records for correspondence purposes and any future allocations/waiting list positions.

What documents should I provide as proof?

In the first instance, we would request a council tax bill and either the signed tenancy agreement (if you are renting the property) or the solicitor's letter confirming the completion of purchase (if you have purchased the property). However, further documentation may be required.

The start date needs to be on or before the closing date, otherwise your previous address will be used for admissions purposes.

We reserve the right to check that a property can be treated as your permanent address. Please see our Address of Convenience Protocol, available on our webpage under Related Documents.

Fraudulent applications - the Local Authority takes all cases of fraudulent addresses very seriously. We reserve the right to fully investigate your home address details if it is considered that you are not supplying your permanent home address (e.g., renting a vacant property) at any time during the admission process. Our investigations can include us requiring you to provide us with further information or us carrying out our own checks and searches (e.g., soft credit checks) and verification with District Councils.

We will withdraw the school place if it is found that the address used for the application is not the child's permanent home address. In these circumstances you would then jeopardise being allocated a school of your choice.

What if I am applying from overseas?

You can apply from overseas, but you **must** submit your application using the address where the child is living as at the closing date for applications - 31 October 2026.

If you have moved to Gloucestershire from overseas before the closing date, you will need to provide proof of your move and of the address. Please note that if you own a property in the UK and are currently overseas the Gloucestershire address **cannot** be used for admissions purposes unless you have permanently moved back into this address before the closing date.

Children of UK Service personnel and other Crown Servants (including Diplomats)

Admission authorities in Gloucestershire welcome applications from all families eligible for school places in the county. The county and its partner admission authorities recognise the needs of Service parents and others serving the Crown, many of whom must manage frequent moves of home, both inside and outside the UK.

In the light of the guidance and requirements set out in the School Admissions Code (September 2021), admission authorities in Gloucestershire are keen to ensure that those managing applications for school places in the county and any appeals arising from them have regard to the Code and the needs of the Mobile Service Community. Whilst we are keen to support Service Personnel, it may not always be possible to offer a place at your preferred school. We can, however, use the address to which the family is being posted (upon receipt of proof of posting) for admissions purposes before the family has arrived here, provided the application is accompanied by an official government letter e.g.

- Posting Order, **or**
- Confirmation in writing from the Unit Clerk, **or**
- Confirmation in writing from the Commanding Officer that the parent is Service personnel.

What do I do if I want my child to attend a school outside Gloucestershire?

The School Admissions Code dictates that all local authorities in England must co-ordinate their transfer to secondary school applications. This means that parents/carers must submit their application to the local authority in which their child is resident, even if they wish to select preferences outside of their home local authority.

We will liaise with the other local authority accordingly to ensure your application is processed alongside all other applications for that school, and you will receive the outcome of your application from ourselves, your home local authority, on allocation day.

For schools located in Wales or Scotland, the process differs:

- **Monmouthshire:** If you live in Gloucestershire and wish to apply for a school in Monmouthshire, you should still apply through Gloucestershire. We will coordinate directly with Monmouthshire Admissions in the same way as with English authorities.
- **Other areas in Wales and all of Scotland:** If you live in Gloucestershire and wish to apply for a school in any other Welsh local authority or anywhere in Scotland, you must apply directly to the relevant local authority for those schools.

Making an application for transfer from a Middle School to a High School (Worcestershire)

If you live in Gloucestershire and your child is attending a Middle School setting within Worcestershire, you can apply for your child's transfer to a High School online or by downloading the paper application form on our website.

Please remember - your child may not be eligible for free transport to schools situated outside Gloucestershire.

We will liaise with the other Local Authority accordingly to ensure your application is processed alongside all other applications for that school, and you will receive the outcome of your application from us, your home local authority, on allocation day.

Making an application for a University Technical College (UTC)

Studying at a UTC gives your child the opportunity to gain skills, experience and knowledge that are needed by employers. It combines traditional GCSE's and A Levels with a specialist technical qualification to ensure your child will be qualified to work in sectors that are growing and looking for skilled staff.

Your child can join a UTC in Year 10 and Year 12.

Gloucestershire currently has one UTC based in Berkeley which has specialisms in Digital Technologies, Cyber Security and Advanced Manufacturing and has strong partnership arrangements with employers.

For further information on either the Gloucestershire UTC or UTCs in other counties, details of their admissions criteria and how to apply please visit their website.

I live outside Gloucestershire, how do I apply for a place at a Gloucestershire school?

The School Admissions Code dictates that all local authorities in England must co-ordinate their transfer to secondary school applications. Therefore if you do not live in Gloucestershire, you cannot apply directly to us. Instead you would need to list any Gloucestershire schools as a preference on an application form to your home local authority.

Your home local authority will then liaise with us accordingly to ensure your application is processed alongside all other applications for that school and you will receive the outcome of your application from your home local authority on allocation day.

For residents in Wales or Scotland, the process differs:

- **Monmouthshire:** If you live in Monmouthshire and wish to apply for a school in Gloucestershire, you should apply through Monmouthshire, listing the Gloucestershire schools on your application to them. They will then coordinate directly with us.
- **Other areas in Wales and all of Scotland:** If you live in other areas in Wales or anywhere in Scotland and wish to apply for a school in Gloucestershire, you should apply directly to us.

If your child is unsuccessful in gaining a place at a school in Gloucestershire on allocation day, you should contact us for advice on waiting lists/appeals.

What if I want to send my child to an independent school?

If you would like your child to attend an independent school, this is entirely a matter for you, and you must make your own arrangements. The Local Authority cannot pay for, or contribute to, the fees or costs for children attending an independent school.

You must contact us school.admissions@gloucestershire.gov.uk to let us know your child will be attending an independent school and will not require a place at a local authority school. If we receive this confirmation from you, your child will not be offered a place at a state school through the admissions process. It is important for the education of all children in Gloucestershire that state school places are not held by children who do not intend to take up a state place.

What if I want to home educate my child?

A small number of parents will want to teach their own children. Under Section 7 of the Education Act 1996 you are legally entitled to educate your child at home. If you decide to do so, you become solely responsible for ensuring that your child receives 'full-time education suitable to their age, ability and aptitude and to any special educational needs they may have'.

The Local Authority will have to be satisfied that your arrangements are satisfactory, but we are not responsible for helping you plan the programme. This means that you accept responsibility for content, planning, teaching and cost.

For further details about home education please go to www.gloucestershire.gov.uk/education-and-learning/home-education or contact the Gloucestershire Elective Home Education Service by email: ehes@gloucestershire.gov.uk or telephone: 01452 426015.

Key Terms

Additional / Supplementary Form

Some schools use supplementary information forms to gather additional information in support of an application, particularly in relation to faith. These forms are in addition to the Common Application Form provided by us. You must complete both. The supplementary form will be available from the school(s) and the information you provide on these forms will be considered by the governing body/academy trust in its role as the Admissions Authority for the school.

Admission Policy

Rules used to decide the order in which children are offered places at schools.

Appeals

Appeal papers, timescales and guidelines are available from each school. Appeals will be heard by an independent appeal panel with an independent clerk. Appeals will be conducted in accordance with the School Admission Appeals Code.

Catchment Area

Some schools have a catchment area consisting of parishes, district or county boundaries. Some schools will give priority for admission to those children living within their catchment area. If you live in Gloucestershire and are over 3 miles from your child's catchment school, they may be entitled to school transport provided by the Local Authority.

Children with an Education, Health and Care Plan (EHCP)

Children who have an EHCP do not have to apply via Co-Ordinated Admissions and instead will have a secondary school named on their Plan by the GCC EHCP Team, in accordance with the SEND Code of Practice. Governing bodies are required by Section 324 of the Education Act 1996 to admit a child with an EHCP that names the school, even if the school is full. Parents/carers of children with an EHCP should contact their child's casework officer for any further information.

Common Application Form

The online or paper form you must fill in to tell us which school you would prefer your child to attend.

Comprehensive School

A school that teaches children across the full range of academic ability.

Distance Measurement and Shortest Available Pedestrian Route (Transport)

Distances are measured from the child's home entrance to the nearest school gate along the shortest pedestrian route (which would include walking along maintained walkways that are able to be used in any weather). Once the nearest school has been established, we assess the 'statutory walking distance'. The measurement of the statutory walking distance is not necessarily the shortest distance by road. It is measured by the shortest route along which a child, accompanied as necessary, may walk with reasonable safety.

Grammar or Selective School

A school that selects children according to academic ability; children must pass a test to be considered for a place.

In Year Admissions

Any application for a school made outside the normal year of entry to the school must be made directly to the school. Application forms can be downloaded from the school website.

Looked After Children (Children in Care) / Previously Looked After Children

A 'looked after child' (1) or a child who was previously looked after but immediately after this became subject to an Adoption (2), Child Arrangements Order (3) or Special Guardianship Order (4), including those who appear to the admission authority to have been in state care outside of England and ceased to be in state care as a result of being adopted (5).

- (1) A 'looked after child' is a child who is (a) in the care of a local authority or (b) being provided with accommodation by a local authority in the exercise of their social services functions (see the definition in Section 22(1) of the Children Act 1989) at the time of making an application to a school. In Gloucestershire, such children are referred to as Children in Care.
- (2) This includes children who were adopted under the Adoption Act 1976 (see Section 12, Adoption Orders) and children who were adopted under the Adoption and Children's Act 2002 (see Section 46, Adoption Orders).

- (3) Under the provisions of Section 12 of the Children and Families Act 2014
- (4) See Section 14A of the Children Act 1989 which defines a 'Special Guardianship Order' as an order appointing one or more individuals to be a child's special guardian.
- (5) A child is regarded as having been in state care outside of England if they were in the care of or were accommodated by a public authority, a religious organisation, or any other provider of care whose sole or main purpose is to benefit society (see Section 1.7 of the School Admission Code 2021).

Oversubscription criteria

If a school receives more preferences than places available, the admission authority will place all children in the order in which they could be considered for a place. This will strictly follow the priority order of their oversubscription criteria. We cannot guarantee your child will be offered one of their preferred schools, but they will have a stronger chance if they meet higher priorities in the criteria.

To see how many pupils were allocated under the admissions criteria for each school, please use the following to find the statistics www.gloucestershire.gov.uk/education-and-learning/school-admissions-scheme-criteria-and-protocol/allocation-day-statistics-for-gloucestershire-schools/

Parents/Family Members

A parent is any person who has parental responsibility or care of the child. Where admission arrangements refer to 'parent's attendance at church' it is sufficient for just one parent to attend. Only parents and siblings are classed as family members.

Published Admission Number (PAN)

The number of new pupils that the Admission's Authority can admit to each school.

Sibling

Unless otherwise stated in the individual school criteria a sibling refers to a brother or sister, half brother or sister, adopted brother or sister, stepbrother or sister or the child of the parent/carer's partner as well as children brought together as a family by a same sex civil partnership. In every case, the child must be living in the same family unit at the same address as the sibling attending the school at the time of application and the sibling will continue to attend the school at the time the applicant child is admitted.

Specific Medical Condition

A diagnosed medical condition that means a child has needs that can be met only at **one** specific school.

Standardised Tests

The grammar tests are designed to test a child's natural attainment level at age 11. At the time of taking the test, some children may already be 11 and some children may only just be 10. Therefore, the test scores are standardised to ensure that all children's scores are assessed fairly.

Strongest geographical claim

Measured in a straight line from the Ordnance Survey Point of the child's home address (including flats) to the Ordnance Survey Point of the school, using the Local Authority's computerised measuring system, with those living closer to the school receiving the higher priority.

Twins and children from multiple births

Applications for twins and children from multiple births will be considered as individual applications. However, the Local Authority acknowledges the difficulties for families if children cannot attend the same school, for example if one child can be offered a place but not the other and therefore will aim to accommodate both/all children at one school where there is capacity to do so.

Waiting lists

If a school is oversubscribed a waiting list will be held for the first term, until at least 31 December. The waiting list will be prioritised according to the school's oversubscription criteria and should a place become available at the school it will be offered to the child at the top of the waiting list. If you wish your child to remain on a waiting list after 31 December, you should contact the school for advice.

All Saints' Academy

Blaisdon Way, Cheltenham, Gloucestershire, GL51 0WH

Status of School: Academy
Specification: Co-ed
Age Range: 11-19
Published Admission Number: 180
Total Preferences for Sept 2026: 243
No. 1st Preferences for Sept 2026: 135

Telephone: 01242 711200
Email: admin@asachelt.org
Website: www.asachelt.org

Admission Policy and Oversubscription Criteria

Where the number of applications received exceeds the published admission number (PAN), places will be allocated according to the following order of priority.

1. Looked After Children / Previously Looked After Children
2. Children who will have a sibling in Years 8 to 11 at the Academy at the time of their admission.

A 'sibling' is defined as a full, half, adopted, step or foster brother or sister, or the child of their parent's cohabiting partner, where they are living at the same residential address as the applicant child on a permanent basis and being brought up as part of the same core family unit.

For the avoidance of doubt, the children of friends or extended family members (e.g., cousins), will not meet the definition of a 'sibling' for the purpose of this policy. Children will also not be considered siblings where the older child is attending the Academy as a Year 12 or 13 student in the year of entry.

Applications in this category will need to be supported by a completed and signed Supplementary Information Form.

3. Children who are able to demonstrate a connection with the Church of England.

Children falling into any of the four sub-categories below will be treated equally, with the stated tie-breaker applying where there are more overall applicants in Category 3 than places available.

- 3.1 Children who are baptised members of the Church of England
- 3.2 Children with a parent/carer who is on the Electoral Roll of a Church of England Church
- 3.3 Children with a parent/carer who is a baptised member of the Church of England

Those in the above three sub-categories need their applications to be supported by a completed and signed Supplementary Information Form and a copy of their Baptismal Certificate, or written confirmation that one of their parents/carers is on a C of E Church electoral roll, or a copy of one of their parents/carer's Baptismal Certificate.

- 3.4 Children who do not meet the criteria in the three sub-categories above, but who are on roll as at the application deadline of 31 October 2026 at one of the following eight C of E Primary/Junior Schools in Cheltenham, as follows:

- Christ Church C of E Primary School, Cheltenham
- St Mark's C of E Junior School, Cheltenham
- Leckhampton C of E Primary School, Cheltenham
- St James' C of E Primary School, Cheltenham
- St John's C of E Primary School, Cheltenham
- Holy Trinity C of E Primary School, Cheltenham
- Holy Apostles' C of E Primary School, Cheltenham
- Prestbury St Mary's C of E Junior School, Cheltenham

Applications in the above sub-category will need to be supported by a completed and signed Supplementary Information Form.

4. Those able to demonstrate a connection with the Catholic Church.

Children falling into any of the three sub-categories below will be treated equally, with the stated tie-breaker applying where there are more overall applicants in Category 4 than places available

4.1 Children who are baptised Catholic

4.2 Children with a parent/carer who is a baptised Catholic

Those in the above two sub-categories need their application to be supported by a completed and signed Supplementary Information Form and a Catholic Baptismal Certificate or a written statement from a Priest or Deacon confirming that the child or parent has (or in their opinion has) been baptised or received into the Roman Catholic church, or a church that is in full communion with Rome.

4.3 Children who do not meet the criteria in 4.1 above, but who are on roll as at the application deadline at one of the following Primary Schools in Cheltenham:

- St Thomas More Catholic Primary School, Cheltenham
- The Catholic School of St Gregory the Great, Cheltenham

Applications in the above sub-category will need to be supported by a completed and signed Supplementary Information Form.

5. Those who are able to demonstrate a connection to another Christian church listed by Churches Together in England: <https://www.cte.org.uk/> or in the list of Churches in Churches Together in Britain and Ireland <https://ctbi.org.uk/notes-on-admissions-to-church-schools/>

Children falling into any of the sub-categories below will be treated equally, with the stated tie-breaker applying where there are more overall applicants in Category 5 than places available.

5.1 Children who are baptised members of that church

5.2 Children with a parent/carer who is a baptised member of that church. Those in the above two subcategories need their application to be supported by a completed and signed Supplementary Information Form and a Baptismal Certificate

5.3 Children whose commitment to such a church is confirmed in writing by their church leader

5.4 Children with a parent/carer whose commitment to such a church is confirmed in writing by their church leader. Applications in the above sub-categories will need to be supported by a completed and signed Supplementary Information Form

6. All other children

All remaining children not falling into any of the categories above will be allocated within this category.

Tie-breaker

Within each of the categories above, the order in which places will be allocated will be determined by reference to the distance between the child's home address and the Academy, as measured in a straight-line distance between the relevant Ordnance Survey points for each (i.e. not the gates), using the Gloucestershire Local Authority's designated software, with priority being given to those measured as being nearest to the school.

Where two or more applications cannot be separated because the distances between the children's home addresses and the Academy are equal, the order in which places will be allocated will be determined by random allocation supervised independently.

In the case of twins, triplets and higher multiple births, and children born separately but in the same school year, if one child achieves a place in the usual way applying the oversubscription criteria set out above, all will be offered a place, even where this means exceeding the published admission number (PAN).

The child's home address

The child's home address will be their parent/carer's residential address at which the child lives and sleeps for more than 50% of their time from Sunday to Thursday night during term time. It will usually be the address at which Child Benefit is paid (where eligible) and where the child is registered with their GP, dentist and/or optician.

Where an issue arises in relation to the child's home address, the Board of Trustees reserves the right to ask for documentary evidence to determine this.

Supplementary Information Form

In addition to completing and submitting a Common Application Form (CAF) to the Local Authority, all applicants applying under Categories 2 to 5 must complete and submit a Supplementary Information Form to the Board of Trustees at All Saints' Academy, together with any supporting documents by the application deadline of 31 October 2026 to be considered in the first round of allocations.

Where a completed and signed Supplementary Information Form is not submitted by the application deadline, the applicant will be placed into the next category that applies.

The form is available from the school's website using the following link - [Student Admissions | Senior School Gloucester | All Saints' Academy](#)

To view the school's comprehensive admissions policy, please see here: [All Saints' Academy - Determined Admissions Policy 2027](#)

Archway School

Paganhill, Stroud, Gloucestershire, GL5 4AX

Status of School: Community

Specification: Co-ed

Age Range: 11-18

Published Admission Number: 215

Total Preferences for Sept 2026: 345

No. 1st Preferences for Sept 2026: 164

Telephone: 01453 763242

Email: admin@archwayschool.net

Website: www.archwayschool.net

Catchment Area

- Cainscross - (Part - Areas East of and including Etheldene Road, Cashes Green Road, Whitehouse Park)
- Harescombe - (Part - only Sparrow Farm Cottages)
- Kings Stanley - (Part - Selsley Village only)
- Painswick, Pitchcombe, Randwick - (excluding the Wordens and areas West)
- Rodborough - (excluding Rodborough Lane, Butterow Hill, Bagpath, Bownham Park, Swellshill and areas East)
- Whiteshill, Woodchester, Stroud U.D - (Areas North of and including Bowbridge Lane, Highfield Road and Bisley Road).

If parent/carers have any queries on the catchment area, a map will be available to view at the school.

Admissions Policy and Oversubscription Criteria

Where applications for admission exceed the number of places available (both in the normal round of admissions and f, the following criteria will be applied, in the order set out below, to decide which children to admit:

1. Looked After Children / Previously Looked After Children
2. Children living in the priority catchment area normally served by the school, who will have siblings attending the school at the time the applicant child is admitted.
3. Children living in the priority catchment area normally served by the school.
4. Children who live outside the priority catchment area normally served by the school, who will have siblings attending the school at the time the applicant child is admitted.
5. Other children with the strongest geographical claim, measured in a straight line.

Where any category at points 1-4 above is oversubscribed, criterion 5 (strongest geographical claim, measured in a straight line) will be used to determine which child is offered a place.

In the event of a tie between two or more children when applying criterion 5 (strongest geographical claim, measured in a straight line), where there are not enough places available to offer all children a place at the school, a process of random allocation will be followed by the Local Authority. This will be in the form of a manual process which is overseen by an independent person from the Council's Legal Services. Where twins or children from multiple births are part of a random allocation process, they will be considered as one applicant.

To view the school's comprehensive admissions policy, please see here: [Archway School - Determined Admissions Policy 2027](#)

Balcarras School

East End Road, Charlton Kings, Cheltenham, Gloucestershire, GL53 8QF

Status of School: Academy

Specification: Co-ed

Age Range: 11-18

Published Admission Number: 194

Total Preferences for Sept 2026: 797

No. 1st Preferences for Sept 2026: 256

Telephone: 01242 515881

Email: admin@balcarras.gloucs.sch.uk

Website: www.balcarras.gloucs.sch.uk

Area of priority

A map of the area of priority is available to view at the school and on the school website.

Admissions Policy and Oversubscription Criteria

Where applications for admission in Year 7 exceed the number of places available, the following criteria will be applied, in the order set out below, to decide which children to admit:

1. Looked After Children / Previously Looked After Children
2. Children living in the school's area of priority who have a sibling attending the school where the sibling is or has been a member of Years 7-12 and who will continue to be on the school roll when the applicant's child is admitted. This criterion does not apply if the sibling has only attended Years 12-13.
3. Children of full or part-time salaried members of staff who have been employed at Balcarras for two years or more at the time of the application for admission, or of a member of staff recruited to fill a vacant post for which there is a demonstrable skill shortage. This does not include staff employed on an ad-hoc or casual basis, e.g. examination invigilators, supply staff etc.
4. Children living in the area of priority, served by the school. If there are more children in the area of priority than places available those with the strongest geographical claim, measured in a straight line from the Ordnance Survey address point of the child's home address (including flats) to the Ordnance Survey address point of the school, using the Local Authority's computerised measuring system, with those living closer to the school receiving the higher priority.
5. Children who live outside the area of priority served by the school, who have a sibling attending the school where the sibling is or has been a member of Years 7-12 and who will continue to be on the school roll when the applicant's child is admitted. This criterion does not apply if the sibling has only attended Years 12-13.
6. Other children with the strongest geographical claim, measured in a straight line.

Where any particular category at points 1 to 5 is oversubscribed, criterion 6 (strongest geographical claim based on straight line distance) will be used to determine which child will be offered a place.

Where the distance between 2 children's homes and the school is the same, random allocation will be used to decide between them. This process will be independently verified.

To view the school's comprehensive admissions policy, please see here: [Balcarras School - Determined Admissions Policy 2027](#)

Barnwood Park School

St. Lawrence Road, Barnwood, Gloucester, Gloucestershire, GL4 3QU

Status of School: Foundation

Specification: Co-ed

Age Range: 11-16

Published Admission Number: 180

Total Preferences for Sept 2026: 666

No. 1st Preferences for Sept 2026: 175

Telephone: 01452 530389

Email: admin@barnwoodpark.co.uk

Website: www.barnwood-park.gloucs.sch.uk

Admissions Policy and Oversubscription Criteria

If the school receives more applications than there are places available, the following criteria will be applied.

Priority 1: Looked After Children / Previously Looked After Children

Priority 2: Exceptional Medical / Social Needs

Priority for students who have an exceptional social and/or medical need.

Students who have either medical or social grounds for admission to this school. This evidence must set out the particular reason why the student should attend this school rather than any other and show that this is the only suitable school to meet their stated needs, why no other local school could meet those needs and what the difficulties would be if the child had to attend any other local school.

Parents should complete the Trust's Social and Medical Form (in addition to the CAF), which can be found on the school's website www.barnwood-park.gloucs.sch.uk. The Social and Medical Form must be supported by relevant written evidence from a registered professional(s) involved with the child. Examples include registered health professionals, such as a Consultant, GP, Psychologist or Psychiatrist. All evidence must be on letter-headed paper and reflect the child's current situation.

The Trust's Social and Medical Form must be submitted directly to the Greenshaw Learning Trust no later than 31 October via email to s.m@greenshawlearningtrust.co.uk or posted to, Head of Admissions, Greenshaw Learning Trust, Oru Sutton, 7 Throwley Way, Sutton SM1 4AF.

Applications will be assessed against the evidence and determined as a joint decision of the Greenshaw Learning Trust Head of Admissions and the school's Headteacher.

Priority 3: Children of members of staff

Priority for children of members of staff at the school where:

- The member of staff has been employed at Barnwood Park School for two or more consecutive years at the time at which the application for admission to the school is made; or
- The member of staff has been recruited to fill a vacant post for which there is a demonstrable skill shortage.

Priority 4: Siblings

Priority for students who will have a sibling at the school at the time of admission.

Sibling refers to brother or sister, half brother or sister, adopted brother or sister, foster brother or sister, step brother or sister, or the child of the parent's partner, as well as children who are brought together as a family by a same-sex civil partnership. In every case, the child must be living in the same family unit at the same address, Monday to Friday, at the time of the application.

Priority 5: Distance

Any remaining places will be offered based on proximity of the child's home address to the school. Distances will be measured in a straight line using the computerised system as specified by Gloucestershire County Council.

Where a child lives with parents with shared parental responsibility, each for part of a week, the address where the child lives is determined using a joint declaration from the parents stating the pattern of residence. If a child's residence is split equally between both parents, then parents will be asked to determine which residential address should be used for the purpose of admission to school. If no joint declaration is received by the closing date for applications, then if the residence is not split equally between both parents the home address will be determined to be the address where the child spends the majority of the school week; if residence is split equally between both parents the home address will be determined to be the address where the child is registered with the doctor. However, all evidence will be taken into account.

Applications are ranked in accordance with the home to school distance within each priority. The distance measurement used is defined within Priority 5 for distance.

Tie-breaker

Where two or more applicants share priority for a place, the child to be offered a place will be selected by the drawing of lots. Lots will be drawn by a senior officer of the Greenshaw Learning Trust Shared Service who is independent of the school's admissions process.

To view the school's comprehensive admissions policy, please see here: [Barnwood Park School - Determined Admissions Policy 2027](#)

Cheltenham Bournside School and Sixth Form Centre

Warden Hill Road, Cheltenham, Gloucestershire, GL51 3EF

Status of School: Academy

Specification: Co-ed

Age Range: 11-18

Published Admission Number: 300

Total Preferences for Sept 2026: 826

No. 1st Preferences for Sept 2026: 287

Telephone: 01242 235555

Email: admin@bournside.com

Website: www.bournside.gloucs.sch.uk

Priority Consideration Area

A map of the priority consideration area is available to view on the school website, and a copy can be viewed in the school's reception area.

Admissions Policy and Oversubscription Criteria

Where applications for admission into Year 7 exceed the number of places available, places will be offered in accordance with the following criteria, in the following order of priority.

1. Looked After Children / Previously Looked After Children
2. Children of permanent, salaried members of staff who:
 - (a) have been employed at the school for two or more years at the time at which the application for admission to the school is made or
 - (b) have been recruited to fill a vacant post for which there is demonstrable skill shortage.
3. Children living in the school's priority consideration area who have a sibling attending the school and who will continue to be on the school roll when the applicant child is admitted.
4. Children living in the school's priority consideration area with the strongest geographical claim, measured in a straight line.
5. Children who live outside the school's priority consideration area who have a sibling attending the school and will continue to be on the school roll when the applicant child is admitted.
6. Other children with the strongest geographical claim, measured in a straight line.

In the event of oversubscription in Criteria 1, 2, 3, 4 or 5 higher, priority will be given to children with the strongest geographical claim, measured in a straight line. In the event of a tie between two or more children when applying this criterion, a process of random allocation will be followed, carried out by an independent authority.

To view the school's comprehensive admissions policy, please see here: [Cheltenham Bournside School - Determined Admissions Policy 2027](#)

Chipping Campden School

Cider Mill Lane, Chipping Campden, Gloucestershire, GL56 6HU

Status of School: Academy

Specification: Co-ed

Age Range: 11-18

Published Admission Number: 240

Total Preferences for Sept 2026: 408

No. 1st Preferences for Sept 2026: 275

Telephone: 01386 840216

Email: office@campden.school

Website: www.campden.school

Catchment Area

Aston-sub-Edge, Batsford, Blockley, Bourton-on-the-Hill, Chipping Campden, Condicote, Ebrington, Evenlode, Longborough, Mickleton, Moreton-in-Marsh, Saintbury, Sezincote, Snowhill, Todenham, Weston-sub-Edge and Willersey.

The parishes of Adlestrop, Bledington, Broadwell and Oddington are covered by the catchment area of both Chipping Campden School and Cotswold School.

A map of the catchment area is available on the school's website.

Admissions and Oversubscription Criteria

Where applications for admission exceed the number of places available, the following criteria will be applied, in the order set out below, to decide which children to admit:

1. Looked After Children / Previously Looked After Children
2. Children living in the priority catchment area whose sibling is attending the school and who will continue to do so when the younger child is admitted.
3. Children for whom only this particular school is appropriate due to an exceptional medical condition. Applications under this criterion will only be considered if they are supported by a medical statement from the doctor. This must demonstrate that there is a very specific connection between the medical need and the facilities or resources of this school.
4. Children living in the priority catchment area with the strongest geographical claim, measured in a direct line (see 6 below).
5. Children of full or part time salaried members of staff who have been employed at Chipping Campden School for 2 or more years at the time of which the application to admit to the school is made and/or of a member of staff recruited to fill a vacant post for which there is a demonstrable skill shortage.
6. Children who live outside the priority catchment area whose sibling is attending the school and who will continue to do so when the younger child is admitted.
7. Children who live outside the priority catchment area with the strongest geographical claim, measured in a direct line.

In the event of oversubscription in any category, places will be awarded to those with the strongest geographical claim (as described in point 7) - this will be used as a tie-break. Where two or more applications are received from children living the same distance away for one final place, the school will make the final selection by lottery.

To view the school's comprehensive admissions policy, please see here: [Chipping Campden School - Determined Admissions Policy 2027](#)

Chosen Hill School

Brookfield Road, Churchdown, Gloucestershire, GL3 2PL

Status of School: Academy
Specification: Co-ed
Age Range: 11-18
Published Admission Number: 228
Total Preferences for Sept 2026: 909
No. 1st Preferences for Sept 2026: 233

Telephone: 01452 713488
Email: office@chosen-hill.gloucs.sch.uk
Website: www.chosenhillschool.co.uk

Catchment Area

Zone 1 includes Churchdown and parts of the surrounding area including The Reddings, Badgeworth, Shurdington, Leckhampton, Up-Hatherley i.e., those parts formerly included in Tewkesbury Borough but incorporated into Cheltenham Borough in 1990.

Zone 2 includes Innsworth, and parts of Longford, Twigworth, and Down Hatherley and additional parts of Leckhampton Parish.

A map of showing the priority catchment areas is available on the school website.

Admissions Policy and Oversubscription Criteria

To admit pupils at age 11 without reference to ability or aptitude. Exceptionally able pupils will be considered for admission at 10+ if their application is fully supported by their Primary School's Headteacher.

Where applications for admission exceed the number of places available, the following priorities are applied to decide which children to admit:

1. Looked After Children / Previously Looked After Children
2. Children who have siblings attending the school when the younger child is admitted.
Siblings include step siblings, foster siblings, adopted siblings and other children living permanently at the same address.
3. Children living in the school's historical priority catchment area, Zone 1 (see above).
4. Children living in the school's priority catchment area, Zone 2 (see above).
5. Children of current members of staff who are either:
 - a) on a minimum of a 0.5 contract with the school and been employed by the school for two or more years at the time at which the application for admission to the school is made, or
 - b) have been recruited to fill a vacant post for which there is a demonstrable skill shortage.
6. The school will consider applications from all geographical areas, based on proximity of the child's home address to the school.

In the case of 2 or more applications that cannot be separated by the oversubscription criteria outlined in 6 above (strongest geographical claim), places will be offered to both applicants.

To view the school's comprehensive admissions policy, please see here: [Chosen Hill School - Determined Admissions Policy 2027](#)

Churchdown School Academy

Winston Road, Churchdown, Gloucestershire, GL3 2RB

Status of School: Academy

Specification: Co-ed

Age Range: 11-18

Published Admission Number: 250

Total Preferences for Sept 2026: 946

No. 1st Preferences for Sept 2026: 309

Telephone: 01452 713340

Email: school@churchdownschool.com

Website: www.churchdownschool.com

Admissions Policy and Oversubscription Policy

Pupils will be admitted without reference to ability.

In the event that the school receives more applications than the number of places it has available, places will be given to those children who meet any of the criteria set out below, in order, until all places are filled:

1. Looked After Children / Previously Looked After Children
2. Children of full or part time teaching staff who are employed at Churchdown School Academy at the time of the application for admission, and full or part time salaried support staff who have been employed at Churchdown School Academy for two years or more at the time of the application for admission
3. Children with siblings at the school. Siblings include step siblings, foster siblings, adopted siblings and other children living permanently at the same address.
4. Children with the strongest geographical claim, measured in a straight line, with those living closer to the school receiving the higher priority.

In the case of 2 or more applications that cannot be separated by the oversubscription criteria outlined in 4 above (strongest geographical claim), the school will use random allocation as a tie-breaker to decide between applicants. This process will be followed by the governing board.

To view the school's comprehensive admissions policy, please see here: [Churchdown School Academy - Determined Admissions Policy 2027](#)

Cirencester Deer Park School

Stroud Road, Cirencester, Gloucestershire, GL7 1XB

Status of School: Academy

Specification: Co-ed

Age Range: 11-16

Published Admission Number: 209

Total Preferences for Sept 2026: 482

No. 1st Preferences for Sept 2026: 194

Telephone: 01285 653447

Email: enquiries@deerparkschool.net

Website: www.deerparkschool.net

Catchment Area

Includes the town of Cirencester (excluding the estates bounded by London Road and the town by-pass) and the parishes of Coates and Sapperton to the west, and parishes of Siddington, Kemble, Poole Keynes, Somerford Keynes to the south. A map of the catchment area is available on the school's website and on request.

Admissions Policy and Oversubscription Criteria

Where applications for admission exceed the number of places available, the following criteria will be applied, in the order set out below, to decide which children to admit:

1. Looked after children / Previously Looked After Children
2. Children living in the existing catchment area of the school.
3. Children who have siblings attending the school and who will continue to do so at the time of their admission.
4. Other children: proximity of the child's home to the school, with those living nearer being accorded priority.

In the event of oversubscription in any of the criteria, places will be allocated to children with the strongest geographical claim, measured in a straight line. If necessary, if two or more children live at a precise equitable distance from the School, a further tie-break of random allocation based on names being drawn in a lottery at a specified time by the school's admissions team will be applied, although the school will endeavour to treat twins and children from multiple births jointly.

To view the school's comprehensive admissions policy, please see here: [Cirencester Deer Park School - Determined Admissions Policy 2027](#)

Cirencester Kingshill School

Kingshill Lane, Cirencester, Gloucestershire, GL7 1HS

Status of School: Academy
Specification: Co-ed
Specialist Status: Sports and Science
Age Range: 11-16
Published Admission Number: 196
Total Preferences for Sept 2026: 278
No. 1st Preferences for Sept 2026: 157

Telephone: 01285 651511
Email: office@cirencesterkingshill.gloucs.sch.uk
Website: www.cirencesterkingshill.gloucs.sch.uk

Catchment Area and choice area

Brimpsfield, Barnsley, Elkstone, Ampney Crucis, Syde, Ampney St. Mary, Ampney St. Peter, Winstone, Duntisbourne Abbots, Driffield, Duntisbourne Rouse, Preston, Daglingworth, Siddington, Colesbourne, Kemble, Baunton, South Cerney, Rendcomb, North Cerney, Somerford Keynes, Poole Keynes, Bagendon, Coberley, Parish of Cowley, Kingshill and Beeches area of Cirencester.

A map of the catchment area is available from the school.

Admissions Policy and Oversubscription Criteria

Where applications for admission exceed the number of places available, the following criteria will be applied, in the order set out below, to decide which children to admit.

1. Looked After Children / Previously Looked After Children
2. Children who will have a sibling attending the school when the younger child is admitted.
3. Children for whom only this particular school is appropriate due to an exceptional medical condition.

Applications under this criterion will only be considered if they are supported by a written statement from the child's doctor at the time of submitting the application. This must demonstrate that there is a very specific connection between medical need and the facilities or resources of this school. The final decision to accept a child under this category will be made by the governors' admission subcommittee through consultation with an independent medical practitioner.

4. Children living in the priority catchment area with the strongest geographical claim.
5. Children of staff at the school where:
 - a) the member of staff has been employed at the school for two or more years at the time at which the application for admission to the school is made, and/or
 - b) the member of staff is recruited to fill a vacant post for which there is a demonstrable skill shortage.

If applicants wish to be considered under this criterion, then a letter from the head teacher confirming which of the criteria stated above applies must be provided to The Local Authority with the application.

6. Children living outside the priority catchment area with the strongest geographical claim.

In the event of oversubscription being reached at any point in the priority list then the subsequent priority would apply. Random allocation will be used as a tie-break in categories (4) and (6) above to decide who has highest priority for admission if the distance between two children's homes and the school is the same. This process will be independently verified.

To view the school's comprehensive admissions policy, please see here: [Cirencester Kingshill School - Determined Admissions Policy 2027](#)

Cleeve School

Two Hedges Road, Bishop's Cleeve, Cheltenham, Gloucestershire, GL52 8AE

Status of School: Academy

Specification: Co-ed

Age Range: 11-18

Published Admission Number: 310

Total Preferences for Sept 2026: 615

No. 1st Preferences for Sept 2026: 329

Telephone: 01242 672546

Email: info@cleeveschool.net

Website: www.cleeveschool.net

Catchment Area

The school's catchment area consists of the parishes of Bishop's Cleeve, Elmstone Hardwicke, Tredington, Gotherington, Oxenton, Prestbury, Southam, Stoke Orchard, Swindon Village, Uckington and Woodmancote.

Admissions Policy and Oversubscription Criteria

In the event that the school receives more applications than the number of places it has available, places will be given to those children who meet any of the criteria set out below, in order, until all places are filled.

1. Looked After Children / Previously Looked After Children
2. Children of full or part time salaried members of staff who have been employed by Cleeve School for two or more years at the time of application for admission or who have been employed to fill a vacant post where there is a demonstrable skills shortage.
3. Children living with the strongest geographical distance within the priority catchment area normally served by the school, and who will have siblings attending the school where the sibling is a member of years 7, 8, 9, 10 or 11 at the time of application and who will continue to be on the school roll when the applicant child is admitted. This criterion does not apply if a sibling has only attended years 12 and 13.
4. Children for whom only one particular school is appropriate due to an exceptional medical condition.
5. Children living in the priority catchment area, with the strongest geographical distance.
6. Children who live outside the priority catchment area, who have a sibling attending the school where the sibling is a member of years 7, 8, 9, 10 or 11 at the time of application and who will continue to be on the school roll when the applicant child is admitted. This criterion does not apply if a sibling has only attended years 12 and 13.
7. Children who live outside the catchment area, with those living closer receiving the higher priority.

In the case of two or more applications that cannot be separated by the oversubscription criteria outlined above, the school will use the distance between the school and a child's home as a tie-breaker to decide between applicants. Where the distance between two children's homes and the school is the same, random allocation will be used to decide between them. This process will be independently verified.

To view the school's comprehensive admissions policy, please see here: [Cleeve School - Determined Admissions Policy 2027](#)

The Cotswold School

The Avenue, Bourton on the Water, Cheltenham, Gloucestershire, GL54 2BD

Status of School: Academy

Specification: Co-ed

Age Range: 11-18

Published Admission Number: 250

Total Preferences for Sept 2026: 496

No. 1st Preferences for Sept 2026: 288

Telephone: 01451 820554

Email: admin@thecotswoldschool.co.uk

Website: www.cotswold.gloucs.sch.uk

Priority Catchment Area

Andoversford, Barrington, Bourton on the Water, Chedworth, Clapton, Cold Aston, Coln St Dennis, Compton Abdale, Cutsdean, Donnington, Dowdeswell, Farmington, Great Rissington, Guiting Power, Hampnett, Hawling, Hazleton, Icomb, Little Rissington, Lower Slaughter, Mangersbury, Naunton, Northleach with Eastington, Notgrove, Sevenhampton, Sherborne, Shipton, Stow on the Wold, Swell, Temple Guiting, Turkdean, Upper Rissington, Upper Slaughter, Westcote, Whittington, Windrush, Withington, Wyck Rissington, Yanworth.

Choice area with Chipping Campden - Adelstrop, Bledington, Broadwell, Oddington.

Choice area with Farmor's - Aldsworth

A map showing this priority catchment area is available at the school.

Admissions Policy and Oversubscription Criteria

Where applications for admission exceed the number of places available, the following criteria will be applied. Children will be admitted in the following order:

1. Looked after Children / Previously Looked after Children
2. Children living in the priority catchment area who will have siblings attending the school when the younger child is admitted.
3. Children living in the priority catchment area.
4. Children of staff where the member of staff has been employed at the school for two or more years at the time of application or to fill a vacant post for which there is a demonstrable skill shortage.
5. Children who live outside the priority catchment area who will have siblings attending the school when the younger child is admitted.
6. Other children with the strongest geographical claim, measured in a straight line.

Where any particular covered by points 1 to 5 above is oversubscribed, criterion 6 (strongest geographical claim based on straight line distance) will be used to determine which child is offered a place.

In the event of a tie between two or more children when applying criterion 6 (strongest geographical claim based on straight line distance) where there are not enough places available to offer all children a place at the school, a process of random allocation will be followed by the Admissions Authority.

To view the school's comprehensive admissions policy, please see here: [The Cotswold School - Determined Admissions Policy 2027](#)

The Crypt School

Podsmead, Gloucester, Gloucestershire, GL2 5AE

Status of School: Academy

Specification: Co-ed

Age Range: 11-18

Published Admission Number: 155

Total Preferences for Sept 2026: 748

No. 1st Preferences for Sept 2026: 163

Telephone: 01452 530291

Email: enquiries@crypt.gloucs.sch.uk

Website: www.cryptschool.org

Admissions Policy and Oversubscription Criteria

Where applications from candidates **who have met the qualifying standard** exceed the number of places available, the following criteria will be applied, in the order set out below:

1. Looked After Children / Previously Looked After Children **who have met the qualifying standard**.
2. Candidates in receipt of Pupil Premium **who have met the qualifying standard**. Children attracting Pupil Premium are those who have been registered for free school meals at any point in the six years prior to the closing date for registration for the Test. The school will require independent and verifiable evidence of Pupil Premium entitlement in the requisite period from a reliable source such as a local authority. The school will make such enquiries as are necessary of GCC (or the relevant Local Authority) as to the entitlement of any children who have qualified when notifying GCC of the test results.
3. Candidates **who have met the qualifying standard** who have a parent who is, at the time the application is made, a member of School staff, provided the parent has either been employed for minimum of two years, or has been recruited to fill a vacant post for which there was a demonstrable skills shortage at the time of their appointment.
4. All other candidates **who have met the qualifying standard** in test rank order.

Tie-breaker

In the event that two or more applicants in oversubscription categories 1, 2 or 3 live the same distance from the school, priority will be given to the applicant with the higher Grammar School Test score. In the event two or more applicants in oversubscription category 4 have the same Grammar School Test score, priority will be given to the applicant living closest to the school. In the event two or more applicants in any category have the same score and live the same distance away from the school, a process of random allocation - the drawing of lots, will be followed by the Governing Body, witnessed by an independent person.

Supplementary Application Form Required? Yes, a Grammar Registration Form

Available from: Noon on 18 May 2026

Date to be returned: By noon on 26 June 2026

Please contact the school directly if you have any questions regarding the Grammar Registration Form.

To view the school's comprehensive admissions policy, please see here: [The Crypt School - Determined Admissions Policy 2027](#)

The Dean Academy

Church Road, Lydney, Gloucestershire, GL15 5DZ

Status of School: Academy
Specification: Co-ed
Age Range: 11-16
Published Admission Number: 219
Total Preferences for Sept 2026: 245
No. 1st Preferences for Sept 2026: 182

Telephone: 01594 843202
Email: info@thedeanacademy.org
Website: www.thedeanacademy.org

Admissions Policy and Oversubscription Criteria

Where applications exceed the number of places available, students will be admitted to The Dean Academy on the basis of the following criteria and in the order stated:

1. Looked After Children / Previously Looked After Children
2. Children who have a sibling attending the academy and who will continue to do so when the younger child is admitted as at 1 September 2027.
3. Proximity of the child's home to the academy, with those living nearest being accorded higher priority as measured in a straight line from the Ordnance Survey point of the child's home address (including flats) to the central point of the academy, using the Local Authority's computerised measuring system.

In the event of over subscription in any particular category, the school will follow procedure: "Where any particular category at points 1 - 2 is oversubscribed, criterion 3 (strongest geographical claim based on straight line distance) will be used to determine which child will be offered a place. In the event of a tie between two or more children when applying criterion 3 (strongest geographical claim based on straight line distance) where there are not enough places available to offer all children a place at the academy, a process of random allocation will be followed by the Governing Body.

To view the school's comprehensive admissions policy, please see here: [The Dean Academy - Determined Admissions Policy 2027](#)

Dene Magna School & Sixth Form

Abenhall Road, Mitcheldean, Gloucestershire, GL17 0DU

Status of School: Academy
Specification: Co-ed
Specialist Status: Technology, Teaching School
Age Range: 11-18
Published Admission Number: 175
Total Preferences for Sept 2026: 284
No. 1st Preferences for Sept 2026: 187

Telephone: 01594 542370
Email: reception@denemagna.gloucs.sch.uk
Website: www.denemagna.co.uk

Catchment Area

Priority area comprises the parishes of Blaisdon, Drybrook, Longhope (south west of Yartleton Lane and Sterrys Lane), Mitcheldean, Ruardean and Westbury-on-Severn.

A map showing the catchment area is available and can be viewed at the school by request.

Admissions Policy and Oversubscription Criteria

Where applications for admission exceed the number of places available, the following criteria will be applied, in the order set out below, to decide which children to admit.

1. Looked After Children / Previously Looked After Children
2. Any student residing within the priority (catchment) area of the school, provided that the parents/carers have submitted an application.
3. Any student who will have a sibling attending Dene Magna School at the start of the next academic year.
4. Children who are attending Drybrook School (part of the Forest of Dean Trust) in both Year 5 and Year 6 who are on roll at the time of application (before the October half term).
5. Any student whose parent is a member of staff where:
 - a. the member of staff has been employed at the school for two or more years at the time at which the application for admission to the school is made, and/or
 - b. the member of staff is recruited to fill a vacant post for which there is a demonstrable skill shortage.
6. Any remaining places would be allocated on the basis of proximity of the child's home to Dene Magna School, measured in a straight line, with those living nearer being accorded the highest priority.

In the event of the oversubscription of any of the criterion (2,3,4,5,6), where there are two or more children living the same distance from the school, then a 'names in a hat' process will be undertaken by the Admissions Authority, with the first name drawn being successful.

To view the school's comprehensive admissions policy, please see here: [Dene Magna School - Determined Admissions Policy 2027](#)

Denmark Road High School

Denmark Road, Gloucester, Gloucestershire, GL1 3JN

Status of School: Academy

Specification: Girls only for Years 7-11, Co-ed Sixth Form

Age Range: 11-18

Published Admission Number: 150

Total Preferences for Sept 2026: 523

No. 1st Preferences for Sept 2026: 193

Telephone: 01452 543335

Email: reception@denmarkroad.org

Website: www.denmarkroad.org

Admissions Policy and Oversubscription Criteria

Where the number of applications exceed the number of places available, priority will be given as follows:

1. Looked After Children / Previously Looked After Children who achieve the Qualifying Standard.
2. Applicants who are registered for Pupil Premium who achieve the Qualifying Standard and live in postcodes GL1, GL2, GL3 and GL4. The maximum number of applicants who may be admitted under this category is the number equivalent to the national pupil premium percentage of the school's PAN.
3. If fewer than the national pupil premium percentage of the school's PAN are filled by applicants in category 2, offers will be made to applicants attracting Pupil Premium who achieve the qualifying score and live outside of postcodes GL1, GL2, GL3 and GL4, until the percentage is met. Any remaining pupil premium students not offered in this category will be considered under criteria 4, 6 and 7.
4. Applicants who have achieved the Qualifying Standard and who have a parent/carer who is employed by the school on a permanent contract and who has been employed at the school for two or more years or has been recruited to fill a vacant post at the school for which there is a demonstrable skill shortage. Evidence will be sought from the school.
5. Applicants who have met the Qualifying Standard or have achieved the Priority Standard and live within postcodes GL1, GL2, GL3, GL4.
6. Applicants who have met the Qualifying Standard and have a sibling at the school. Siblings include a brother or sister who share the same parents; a half-brother, half-sister or legally adopted child living at the same address; a child looked after by a local authority placed in a foster family with other school age children; a stepchild or children who are not related but live as a family unit, where parents both live at the same address as the child.
7. All other applicants who have achieved the Qualifying Standard will be given priority by rank order of Admission test scores.

Tie-breaker

In the event of oversubscription in any of the above criteria, priority will be decided by a process of random allocation will be followed by the Admissions Authority, which will be supervised by a person independent of the School.

Any issues arising from the testing process or application of tie-break criteria will be considered and resolved by the School's Admissions Review Group.

Supplementary Application Form Required? Yes, a Grammar Registration Form

Available from: Noon on 18 May 2026

Date to be returned: By noon on 26 June 2026

Please contact the school directly if you have any questions regarding the Grammar Registration Form.

To view the school's comprehensive admissions policy, please see here: [Denmark Road High School - Determined Admissions Policy 2027](#)

Farmor's School

The Park, Leafield Road, Fairford, Gloucestershire, GL7 4JQ

Status of School: Academy

Specification: Co-ed

Age Range: 11-18

Published Admission Number: 180

Total Preferences for Sept 2026: 277

No. 1st Preferences for Sept 2026: 157

Telephone: 01285 712302

Email: admin@farmors.gloucs.sch.uk

Website: www.farmors.gloucs.sch.uk

Priority Catchment Area

The civil parishes of Aldsworth, Bibury, Coln St. Aldwyn, Down Ampney, Eastleach, Fairford, Hatherop, Kempford, Lechlade, Meysey Hampton, Poulton, Quenington, Southrop and Winson.

Admission Policy and Oversubscription Criteria

Where the number of applications exceeds the number of places available at Farmor's the following criteria, in the order set out below, will be applied to decide which children to admit.

1. Looked After Children / Previously Looked After Children
2. Children who will have a sibling at the school when the younger child is admitted.
3. Children who have an authenticated medical reason for attending the school.

Applications under this criterion will only be considered if they are supported by a written statement from a doctor. This must demonstrate that there is a very specific connection between the medical need and the facilities and resources of the school.

4. Children living in the Priority Catchment area with the strongest geographical claim.
5. Children of staff at the school. A child is considered to fall under this criterion where:
 - the member of staff has been employed at the school for two or more years at the time at which the application for admission to the school is made, and/or
 - the member of staff is recruited to fill a vacant post for which there is a demonstrable skill shortage.

If applicants wish to be considered under either of these criteria, then a letter from the Head Teacher confirming which of the criteria stated above applies must be provided to the Local Authority with the application.

6. Children living outside the Priority Catchment area with the strongest geographical claim.

In the event of oversubscription being reached at any point in the priority list then the subsequent priority would apply. Random allocation will be used as a tie-break in categories 4 and 6 above to decide who has highest priority for admission if the distance between two children's homes and the school is the same. This process will be independently verified.

To view the school's comprehensive admissions policy, please see here: [Farmor's School - Determined Admissions Policy 2027](#)

Five Acres High School

Five Acres, Coleford, Gloucestershire, GL16 7QW

Status of School: Academy
Specification: Co-ed
Age Range: 11-16
Published Admission Number: 180
Total Preferences for Sept 2026: 220
No. 1st Preferences for Sept 2026: 137

Telephone: 01594 832263
Email: admin@5acreshighschool.co.uk
Website: www.5acreshighschool.co.uk

Admission Policy and Oversubscription Criteria

If the school receives more applications than there are places available, the following criteria will be applied:

Priority 1: Looked After Children / Previously Looked After Children

Priority 2: Exceptional Medical / Social Needs

Priority for students who have an exceptional social and/or medical need.

Students who have either medical or social grounds for admission to this school. This evidence must set out the particular reason why the student should attend this school rather than any other and show that this is the only suitable school to meet their stated needs, why no other local school could meet those needs and what the difficulties would be if the child had to attend any other local school.

Parents should complete the Trust's Social and Medical Form (in addition to the CAF), which can be found on the school's website www.5acreshighschool.co.uk. The Social and Medical Form must be supported by relevant written evidence from a registered professional(s) involved with the child. Examples include registered health professionals, such as a Consultant, GP, Psychologist or Psychiatrist. All evidence must be on letter-headed paper and reflect the child's current situation.

The Trust's Social and Medical Form must be submitted directly to the Greenshaw Learning Trust no later than 31 October via email to s.m@greenshawlearningtrust.co.uk or posted to, Head of Admissions, Greenshaw Learning Trust, Oru Sutton, 7 Throwley Way, Sutton SM1 4AF.

Applications will be assessed against the evidence and determined as a joint decision of the Greenshaw Learning Trust Head of Admissions and the school's Headteacher.

Priority 3: Children of members of staff

Priority for children of members of staff at the school where:

- The member of staff has been employed at Five Acres High School for two or more consecutive years at the time at which the application for admission to the school is made; or
- The member of staff has been recruited to fill a vacant post for which there is a demonstrable skill shortage.

Priority 4: Siblings

Priority for students who will have a sibling at the school at the time of admission.

Sibling refers to brother or sister, half brother or sister, adopted brother or sister, foster brother or sister, step brother or sister, or the child of the parent's partner, as well as children who are brought together as a family by a same-sex civil partnership. In every case, the child must be living in the same family unit at the same address, Monday to Friday, at the time of the application.

Priority 5: Distance

Any remaining places will be offered based on proximity of the child's home address to the school. Distances will be measured in a straight line using the computerised system as specified by Gloucestershire County Council.

Where a child lives with parents with shared parental responsibility, each for part of a week, the address where the child lives is determined using a joint declaration from the parents stating the pattern of residence. If a child's residence is split equally between both parents, then parents will be asked to determine which residential address should be used for the purpose of admission to school. If no joint declaration is received by the closing date for applications, then if the residence is not split equally between both parents the home address will be determined to be the address where the child spends the majority of the school week; if residence is split equally between both parents the home address will be determined to be the address where the child is registered with the doctor. However, all evidence will be taken into account.

Applications are ranked in accordance with the home to school distance within each priority. The distance measurement used is defined within Priority 5 for distance.

Tie-breaker

Where two or more applicants share priority for a place, the child to be offered a place will be selected by the drawing of lots. Lots will be drawn by a senior officer of the Greenshaw Learning Trust Shared Service who is independent of the school's admissions process.

To view the school's comprehensive admissions policy, please see here: [Five Acres High School - Determined Admissions Policy 2027](#)

SGS Forest High School

Causeway Road, Cinderford, Gloucestershire, GL14 2AZ

Status of School: Academy

Specification: Co-ed

Age Range: 11-16

Published Admission Number: 90

Total Preferences for Sept 2026: 65

No. 1st Preferences for Sept 2026: 39

Telephone: 01594 822257

Email: info@foresthg.org.uk

Website: www.academytrust.sgscol.ac.uk/the-forest-high-school

Admissions Policy and Oversubscription Criteria

Where applications for admission exceed the number of places available, the following criteria will be applied, in the order set out below, to decide which children to admit:

1. Looked After Children / Previously Looked After Children
2. Children who will have siblings attending the school at the time the applicant child is admitted.
3. Children with the strongest geographical claim, measured in a straight line.

Where any particular category at points 1-2 above is oversubscribed, criterion 3 (strongest geographical claim based on straight line distance) will be used to determine which child is offered a place.

In the event of a tie between two or more children when applying criterion 3 (strongest geographical claim based on straight line distance) where there are not enough places available to offer all children a place at the school, a process of random allocation will be followed by Governors. This will be in the form of a manual process which is overseen by an independent person. Where twins or children from multiple births are part of a random allocation process, they will be considered as one applicant.

To view the school's comprehensive admissions policy, please see here: [SGS Forest High School - Determined Admissions Policy 2027](#)

Gloucester Academy

Painswick Road, Gloucester, Gloucestershire, GL4 6RN

Status of School: Academy
Specification: Co-ed
Age range: 11-16
Published Admission Number: 210
Total preferences for Sept 2026: 364
No. 1st Preferences for Sept 2026: 159

Telephone: 01452 428800
Email: info@gloucesteracademy.co.uk
Website: www.gloucesteracademy.co.uk

Admission Policy and Oversubscription Criteria

If the school receives more applications than there are places available, the following criteria will be applied:

Priority 1: Looked After Children / Previously Looked After Children

Priority 2: Exceptional Medical / Social Needs

Priority for students who have an exceptional social and/or medical need.

Students who have either medical or social grounds for admission to this school. This evidence must set out the particular reason why the student should attend this school rather than any other and show that this is the only suitable school to meet their stated needs, why no other local school could meet those needs and what the difficulties would be if the child had to attend any other local school.

Parents should complete the Trust's Social and Medical Form (in addition to the CAF), which can be found on the school's website www.gloucesteracademy.co.uk. The Social and Medical Form must be supported by relevant written evidence from a registered professional(s) involved with the child. Examples include registered health professionals, such as a Consultant, GP, Psychologist or Psychiatrist. All evidence must be on letter-headed paper and reflect the child's current situation.

The Trust's Social and Medical Form must be submitted directly to the Greenshaw Learning Trust no later than 31 October via email to s.m@greenshawlearningtrust.co.uk or posted to, Head of Admissions, Greenshaw Learning Trust, Oru Sutton, 7 Throwley Way, Sutton SM1 4AF.

Applications will be assessed against the evidence and determined as a joint decision of the Greenshaw Learning Trust Head of Admissions and the school's Headteacher.

Priority 3: Children of members of staff

Priority for children of members of staff at the school where:

- The member of staff has been employed at Gloucester Academy for two or more consecutive years at the time at which the application for admission to the school is made; or
- The member of staff has been recruited to fill a vacant post for which there is a demonstrable skill shortage.

Priority 4: Siblings

Priority for students who will have a sibling at the school at the time of admission.

Sibling refers to brother or sister, half brother or sister, adopted brother or sister, foster brother or sister, step brother or sister, or the child of the parent's partner, as well as children who are brought together as a family by a same-sex civil partnership. In every case, the child must be living in the same family unit at the same address, Monday to Friday, at the time of the application.

Priority 5: Distance

Any remaining places will be offered based on proximity of the child's home address to the school. Distances will be measured in a straight line using the computerised system as specified by Gloucestershire County Council.

Where a child lives with parents with shared parental responsibility, each for part of a week, the address where the child lives is determined using a joint declaration (i.e. a letter) signed by both parents stating the pattern of residence. If a child's residence is split equally between both parents, then parents will be asked to determine which residential address should be used for the purpose of admission to the school. If no joint declaration is received by the closing date for applications, then if the residence is not split equally between both parents the home address will be determined to be the address where the child spends the majority of the school week; if residence is split equally between both parents the home address will be determined to be the address where the child is registered with the doctor. However, all evidence will be taken into account.

Applications are ranked in accordance with the home to school distance within each priority. The distance measurement used is defined within Priority 5 for distance.

Tie-breaker

Where two or more applicants share priority for a place, the child to be offered a place will be selected by the drawing of lots. Lots will be drawn by a senior officer of the Greenshaw Learning Trust Shared Service who is independent of the school's admissions process.

To view the school's comprehensive admissions policy, please see here: [Gloucester Academy - Determined Admissions Policy 2027](#)

Henley Bank High School

Mill Lane, Brockworth, Gloucester, Gloucestershire, GL3 4QF

Status of School: Academy

Specification: Co-ed

Age Range: 11-18

Published Admission Number: 172

Total Preferences for Sept 2026: 537

No. 1st Preferences for Sept 2026: 171

Telephone: 01452 863372

Email: admin@henleybankhighschool.co.uk

Website: www.henleybankhighschool.co.uk

Admissions Policy and Oversubscription Criteria:

If the school receives more applications than there are places available, the following criteria will be applied:

Priority 1: Looked After Children / Previously Looked After Children

Priority 2: Exceptional Medical / Social Needs

Priority for students who have an exceptional social and/or medical need.

Students who have either medical or social grounds for admission to this school. This evidence must set out the particular reason why the student should attend this school rather than any other and show that this is the only suitable school to meet their stated needs, why no other local school could meet those needs and what the difficulties would be if the child had to attend any other local school.

Parents should complete the Trust's Social and Medical Form (in addition to the CAF), which can be found on the school's website www.henleybankhighschool.co.uk. The Social and Medical Form must be supported by relevant written evidence from a registered professional(s) involved with the child. Examples include registered health professionals, such as a Consultant, GP, Psychologist or Psychiatrist. All evidence must be on letter-headed paper and reflect the child's current situation.

The Trust's Social and Medical Form must be submitted directly to the Greenshaw Learning Trust no later than 31 October via email to s.m@greenshawlearningtrust.co.uk or posted to, Head of Admissions, Greenshaw Learning Trust, Oru Sutton, 7 Throwley Way, Sutton SM1 4AF.

Applications will be assessed against the evidence and determined as a joint decision of the Greenshaw Learning Trust Head of Admissions and the school's Headteacher.

Priority 3: Children of members of staff

Priority for children of members of staff at the school where:

- The member of staff has been employed at Henley Bank High School for two or more consecutive years at the time at which the application for admission to the school is made; or
- The member of staff has been recruited to fill a vacant post for which there is a demonstrable skill shortage.

Priority 4: Siblings

Priority for students who will have a sibling at the school at the time of admission.

Sibling refers to brother or sister, half brother or sister, adopted brother or sister, foster brother or sister, step brother or sister, or the child of the parent's partner, as well as children who are brought together as a family by a same-sex civil partnership. In every case, the child must be living in the same family unit at the same address, Monday to Friday, at the time of the application.

Where a sibling is in Years 11 or 12 at the time of application to start year 7, they will be deemed as being in the school at the time of admission, unless the parent has specifically stated that they will not be continuing into the following academic year.

Priority 5: Distance

Any remaining places will be offered based on proximity of the child's home address to the school. Distances will be measured in a straight line using the computerised system as specified by Gloucestershire County Council.

Where a child lives with parents with shared parental responsibility, each for part of a week, the address where the child lives is determined using a joint declaration from the parents stating the pattern of residence. If a child's residence is split equally between both parents, then parents will be asked to determine which residential address should be used for the purpose of admission to school. If no joint declaration is received by the closing date for applications, then if the residence is not split equally between both parents the home address will be determined to be the address where the child spends the majority of the school week; if residence is split equally between both parents the home address will be determined to be the address where the child is registered with the doctor. However, all evidence will be taken into account.

Applications are ranked in accordance with the home to school distance within each priority. The distance measurement used is defined within Priority 5 for distance.

Tie-breaker

Where two or more applicants share priority for a place, e.g., where two children live equidistant from the school and where there is only one place remaining, the child to be offered a place will be selected by the drawing of lots. Lots will be drawn by a senior officer of the Greenshaw Learning Trust Shared Service who is independent of the school's admissions process.

To view the school's comprehensive admissions policy, please see here: [Henley Bank High School - Determined Admissions Policy 2027](#)

The High School Leckhampton

Farm Lane, Leckhampton, Cheltenham, GL51 3FS

Status of School: Academy
Specification: Co-ed
Age Range: 11-16
Published Admission Number: 180
Total Preferences for Sept 2026: 876
No. 1st Preferences for Sept 2026: 256

Head Teacher: Mrs Helen Wood
Telephone: 01242 383351
Email: admin@hsl.gloucs.sch.uk
Website: www.hsl.gloucs.sch.uk

Area of priority

A map of the area of priority is available from the school.

Admissions Policy and Oversubscription Criteria

When the school is over-subscribed priority will be given to those children who meet the criteria set out below, in priority order:

1. Looked After Children / Previously Looked After Children
2. Children who have a sibling attending the school where the sibling will continue to be on the school roll when the applicant's child is admitted.
3. Children of full or part time salaried members of staff who have been recruited to fill a vacant post for which there is a demonstrable skill shortage. Full or part time salaried members of staff does not include staff employed on an ad-hoc or casual basis, e.g. examination invigilators, supply staff etc.
4. Children living in the area of priority. If there are more children in the area of priority than places available, those living closer to the school will receive the higher priority.
5. Other children with the strongest geographical claim, measured in a straight line, with those living closer to the school receiving the higher priority.

Tie-breaker

In the event of the oversubscription of any of the criteria 2-5, where there are two or more children living the same distance from the school, random allocation will be used to decide between them. This process will be independently verified.

To view the school's comprehensive admissions policy, please see here: [The High School Leckhampton - Determined Admissions Policy 2027](#)

Holmleigh Park High School

Windsor Drive, Tuffley, Gloucester, Gloucestershire, GL4 0RT

Status of School: Academy

Specification: Co-ed

Age Range: 11-18

Published Admission Number: 254

Total Preferences for Sept 2026: 631

No. 1st Preferences for Sept 2026: 235

Telephone: 01452 301381

Email: contact@hphigh.co.uk

Website: www.hphigh.co.uk

Admissions Policy and Oversubscription Criteria

If the school receives more applications than there are places available, the following criteria will be applied:

Priority 1: Looked After Children / Previously Looked After Children

Priority 2: Exceptional Medical / Social Needs

Priority for students who have an exceptional social and/or medical need.

Students who have either medical or social grounds for admission to this school. This evidence must set out the particular reason why the student should attend this school rather than any other, and show that this is the only suitable school to meet their stated needs, why no other local school could meet those needs and what the difficulties would be if the child had to attend any other local school.

Parents should complete the Trust's Social and Medical Form (in addition to the CAF), which can be found on the school's website www.hphigh.co.uk. The Social and Medical Form must be supported by relevant written evidence from a registered professional(s) involved with the child. Examples include registered health professionals, such as a Consultant, GP, Psychologist or Psychiatrist. All evidence must be on letter-headed paper and reflect the child's current situation.

The Trust's Social and Medical Form must be submitted directly to the Greenshaw Learning Trust no later than 31 October via email to s.m@greenshawlearningtrust.co.uk or posted to, Head of Admissions, Greenshaw Learning Trust, Oru Sutton, 7 Throwley Way, Sutton SM1 4AF.

Applications will be assessed against the evidence and determined as a joint decision of the Greenshaw Learning Trust Head of Admissions and the school's Headteacher.

Priority 3: Children of members of staff

Priority for children of members of staff at the school where:

- The member of staff has been employed at Holmleigh Park High School for two or more consecutive years at the time at which the application for admission to the school is made; or
- The member of staff has been recruited to fill a vacant post for which there is a demonstrable skill shortage.

Priority 4: Siblings

Priority for students who will have a sibling at the school at the time of admission.

Sibling refers to brother or sister, half brother or sister, adopted brother or sister, foster brother or sister, step brother or sister, or the child of the parent's partner, as well as children who are brought together as a family by a same-sex civil partnership. In every case, the child must be living in the same family unit at the same address, Monday to Friday, at the time of the application.

Where a sibling is in Years 11 or 12 at the time of application to start year 7, they will be deemed as being in the school at the time of admission, unless the parent has specifically stated that they will not be continuing into the following academic year.

Priority 5: Feeder Schools

Priority will be given to students based on the need to maintain continuity of educational provision i.e. when moving from Grange Primary Academy to Holmleigh Park High School.

To meet the criteria of 'continuity of education' children must have been on the roll at Grange Primary Academy for a minimum of two full academic years, i.e. from the beginning of Year 5, for entry into Year 7 at Holmleigh Park High School.

Priority 6: Distance

Any remaining places will be offered based on proximity of the child's home address to the school. Distances will be measured in a straight line using the computerised system as specified by Gloucestershire County Council.

Where a child lives with parents with shared parental responsibility, each for part of a week, the address where the child lives is determined using a joint declaration from the parents stating the pattern of residence. If a child's residence is split equally between both parents, then parents will be asked to determine which residential address should be used for the purpose of admission to school. If no joint declaration is received by the closing date for applications, then if the residence is not split equally between both parents the home address will be determined to be the address where the child spends the majority of the school week; if residence is split equally between both parents the home address will be determined to be the address where the child is registered with the doctor. However, all evidence will be taken into account.

Applications are ranked in accordance with the home to school distance within each priority. The distance measurement used is defined within Priority 5 for distance.

Tie-breaker

Where two or more applicants share priority for a place, e.g., where two children live equidistant from the school and where there is only one place remaining, the child to be offered a place will be selected by the drawing of lots. Lots will be drawn by a senior officer of the Greenshaw Learning Trust Shared Service who is independent of the school's admissions process.

To view the school's comprehensive admissions policy, please see here: [Holmleigh Park High School - Determined Admissions Policy 2027](#)

Katharine Lady Berkeley's School

Kingswood Road, Wotton under Edge, Gloucestershire, GL12 8RB

Status of School: Academy

Specification: Co-ed

Age Range: 11-18

Published Admission Number: 250

Total Preferences for Sept 2026: 493

No. 1st Preferences for Sept 2026: 292

Telephone: 01453 842227

Email: info@klbschool.org.uk

Website: www.klbschool.org.uk

Catchment Area

The parishes of Wotton-under-Edge, North Nibley, Ozleworth, Kingscote, Alderley, Hillesley and Tresham, Hawkesbury, Kingswood, Wickwar, Charfield, Cromhall, Tortworth, Falfield, Stinchcombe, Alkington, Ham and Stone, Berkeley, Hinton and Hamfallow. The parish boundaries used are those for civil parishes as shown on Ordnance Survey maps.

Admissions Policy and Oversubscription Criteria

Where applications for admission exceed the number of places available, the following criteria will be used in this order:

1. Looked After Children / Previously Looked After Children
2. Children whose sibling will be attending the school on the admissions date or have left the school within two years of the admission date.
3. Children of members of staff employed by the school in either or both of the following circumstances:
 - The member of staff has been employed at the school for two or more years at the time at which the application for admission to the school is made; and/or
 - The member of staff is recruited to fill a vacant post for which there is a demonstrable skill shortage.
4. Children living in the parishes detailed under 'Catchment Area'.
5. Applications which do not fall into the above criteria will be selected according to the proximity of the child's home address to the school.

Where any particular category at criteria 1-4 is oversubscribed, criterion 5 (strongest geographical claim based on straight line distance) will be used to determine which child will be offered a place. In the event of a tie between two or more children when applying criterion 5 (strongest geographical claim based on straight line distance), where there are not enough places available to offer all such children a place at the school, a process of random allocation will be followed by the Board of Trustees.

Transport

Pupils for whom Katharine Lady Berkeley's School is the nearest Secondary School may be entitled to transport assistance, particularly if they live more than three miles from the school or if there is no safe walking route. Please visit the Transport to Schools pages on the website for the local authority where you live to check entitlement:

Gloucestershire: www.gloucestershire.gov.uk/applyforabuspass

South Gloucestershire: www.southglos.gov.uk

To view the school's comprehensive admissions policy, please see here: [Katharine Lady Berkeley's School - Determined Admissions Policy 2027](#)

Maidenhill School

Kings Road, Stonehouse, Gloucestershire, GL10 2HA

Status of School: Foundation

Specification: Co-ed

Age Range: 11-16

Published Admission Number: 157

Total Preferences for Sept 2026: 357

No. 1st Preferences for Sept 2026: 144

Telephone: 01453 822469

Email: office@maidenhill.gloucs.sch.uk

Website: www.maidenhill.gloucs.sch.uk

Catchment Area

The catchment area is defined as: Cainscross (Part - Areas west of and not including Etheldene Road, Cashes Green Road and Whitehouse Park), Eastington, Frocester, Kings Stanley (Part - Excluding Selsey Village), Leonard Stanley, Randwick (Part - Only Wordens and areas to the West), Standish and Stonehouse.

Admissions Policy and Oversubscription Criteria:

Where applications for admission exceed the number of places available, the following criteria will be applied, in the order set out below, to decide which children to admit.

1. Looked After Children / Previously Looked After Children
2. Children who have a sibling attending the school and will continue to do so when the younger child is admitted.
3. Pupils living in the existing catchment area of the school (see above).
4. Children with the strongest geographical claim, measured in a straight line.

Where any particular category at points 1-3 is oversubscribed, criterion 4 will be used to determine which child will be offered a place.

In the event of a tie between two or more children when applying criterion 4, where there are not enough places available to offer all children a place at the school, a process of random allocation will be followed by the Governing Body.

To view the school's comprehensive admissions policy, please see here: [Maidenhill School - Determined Admissions Policy 2027](#)

Marling School

Cainscross Road, Stroud, Gloucestershire, GL5 4HE

Status of School: Academy
Specification: Boys only for Years 7-11, Co-ed Sixth Form
Age Range: 11-18
Published Admission Number: 150
Total Preferences for Sept 2026: 436
No. 1st Preferences for Sept 2026: 165

Telephone: 01453 762251
Email: reception@marling.school
Website: www.marling.gloucs.sch.uk

Admissions Policy and Oversubscription Criteria

Where applications from candidates **who have met the qualifying standard** exceed the number of places available, the following criteria will be applied, in the order set out below, to decide which candidates to admit:

1. Looked After Children / Previously Looked After Children **who have met the qualifying standard**.
2. Any candidate attracting Pupil Premium funding (those who have been registered for free school meals at any point in the six years prior to the test day) **who have met the qualifying standard**.
3. Other candidates **who have met the qualifying standard** in test rank order.

Tie-breaker

Where there are a number of equally ranked candidates, the following criteria (in order) will be used to determine the rank order:

- I. Candidates who attended a primary school within the Cotswold Beacon Academy Trust (of which Marling School is a member) at the time of registering for the Entrance Test until at least the December break of Year 6 (*details of member schools can be found on the Cotswold Beacon Academy Trust website: [Our Schools | Cotswold Beacon Academy Trust](#)*)
- II. Candidates with the strongest geographical claim, measured in a straight line.

In the event of a tie between two or more candidates when applying these criteria, a process of random allocation will be followed by the Governing Body, which will be supervised by someone independent of the School.

Supplementary Application Form Required? Yes, a Grammar Registration Form

Available from: Noon on 18 May 2026

Date to be returned: By noon on 26 June 2026

Please contact the school directly if you have any questions regarding the Grammar Registration Form.

To view the school's comprehensive admissions policy, please see here: [Marling School - Determined Admissions Policy 2027](#)

Newent Community School and Sixth Form Centre

Watery Lane, Newent, Gloucestershire, GL18 1QF

Status of School: Academy

Specification: Co-ed

Age Range: 11-18

Published Admission Number: 239

Total Preferences for Sept 2026: 247

No. 1st Preferences for Sept 2026: 115

Telephone: 01531 820550

Email: admin@newent.gloucs.sch.uk

Website: www.newent.gloucs.sch.uk

Catchment Area

Ashleworth, Bromsberrow, Churcham, Corse, Dymock, Hartpury, Hasfield, Highnam, Huntley, Kempsey, Longhope (part NE of Luxley Road), Maisemore, Minsterworth, Newent, Oxenhall, Pauntley, Redmarley D'Abitot, Rudford, Staunton, Taynton, Tibberton, Tirley, Upleadon.

A map of the catchment area is available on request from the school.

Admission Policy and Oversubscription Criteria

Where applications for admission exceed the number of places available, the following criteria will be applied, in the order set out below, to decide which children to admit.

1. Looked After Children / Previously Looked After Children
2. Children living in the priority catchment area normally served by the school, who will have siblings registered at the start of the term in September when the applicant would start year 7.
3. Children living in the priority catchment area normally served by the school with the strongest geographical claim, measured in a direct line.
4. Children for whom only one particular school is appropriate due to an exceptional medical condition. Applications under this criterion will only be considered if they are supported by a written statement from the child's doctor. This must demonstrate that there is a very specific connection between the medical need and the facilities or resources of the school concerned.
5. Children who live outside the priority catchment area normally served by the school, who will have siblings attending the school when the younger child is admitted.
6. Children who live outside the priority catchment area normally served by the school with the strongest geographical claim, measured in a direct line.

Tie-breaker

In the case of two or more applications that cannot be separated by the oversubscription criteria outlined above, the school will use the distance between the school and a child's home as a tie-breaker to decide between applicants. Priority will be given to children who live closest to the school.

Where the distance between two children's homes and the school is the same, random allocation will be used to decide between them. This process will be independently verified.

To view the school's comprehensive admissions policy, please see here: [Newent Community School - Determined Admissions Policy 2027](#)

Pate's Grammar School

Princess Elizabeth Way, Cheltenham, Gloucestershire, GL51 0HG

Status of School: Academy
Specification: Co-ed
Specialist Status: Languages, Science and Maths
Age Range: 11-18
Published Admission Number: 150
Total Preferences for Sept 2026: 305
No. 1st Preferences for Sept 2026: 216

Telephone: 01242 523169
Email: office@patesgs.org
Website: www.patesgs.org

Admissions Policy and Oversubscription Criteria

Where the number of applicants who have achieved the Qualifying Score exceeds the number of places available at the school, places will be offered to four separate groups of students in the following order:

1. Looked After Children / Previously Looked After Children

2. Priority Places

A maximum number of 15 Priority Places will be allocated. Priority Places will be allocated using the following criteria in order, until 15 places are filled:

- I. By rank order, students eligible for Pupil Premium at the time of registering for the Admissions Test and with a home postcode in one of the postcodes listed in Appendix 1.
- II. By rank order, students eligible for Pupil Premium at the time of registering for the Admissions Test and with a home postcode within the Cheltenham Borough Council Boundary (as listed in Appendix 2.)
- III. By rank order, a home postcode in one of the postcodes listed in Appendix 1.
- IV. By rank order, students eligible for Pupil Premium at the time of registering for the Admissions Test and with a home postcode in one of the postcodes listed in Appendix 3.
- V. By rank order, all other students eligible for Pupil Premium.

3. Non-Priority Places (Local)

Non-Priority Places (Local) are allocated until the sum total of criterion 1, 2 and 3 totals 105 places. Non-Priority Places (Local) are allocated to students meeting the Qualifying Standard by rank order who live in Gloucestershire or who have a home postcode in one of the postcodes listed in Appendix 3.

4. Non-Priority Places (UK wide)

There will be a minimum number of 45 places for this criterion. Non-Priority Places (UK wide) are allocated to students meeting the Qualifying Standard with a home postcode anywhere within the UK by rank order.

To view Appendix 1 - 3, please see the school's [admissions policy](#).

Tie-breaker

If two or more children in any criterion achieve the same total score (i.e. have the same Test ranking) their respective positions in the rank order, whether for entry in to Year 7 or in any subsequent year, will be determined by closeness to the School (measured in a straight line from the front door of the child's address at registration, to the front entrance of the School).

Where further to the above process two or more children remain equal, the order of priority will be determined by a random allocation process through the drawing of lots supervised by a person independent of the School.

Supplementary Application Form Required? Yes, a Grammar Registration Form

Available from: Noon on 18 May 2026

Date to be returned: By noon on 26 June 2026

Please contact the school directly if you have any questions regarding the Grammar Registration Form.

To view the school's comprehensive admissions policy, please see here: [Pate's Grammar School - Determined Admissions Policy 2027](#)

Pittville School

Albert Road, Cheltenham, Gloucestershire, GL52 3JD

Status of School: Foundation

Specification: Co-ed

Age Range: 11-16

Published Admission Number: 175

Total Preferences for Sept 2026: 485

No. 1st Preferences for Sept 2026: 147

Telephone: 01242 524787

Email: achieve@pittville.gloucs.sch.uk

Website: www.pittville.gloucs.sch.uk

Admissions Policy and Oversubscription Criteria

Where applications for admission exceed the number of places available, the following criteria will be applied, in the order set out below, to decide which children to admit:

1. Looked After Children / Previously Looked After Children
2. Children who have a sibling attending the school and who will continue to do so when the younger child is admitted.
3. Children of full or part time salaried members of staff who have been employed at Pittville School for two years or more at the time of the application for admission, or of a member of staff recruited to fill a vacant post for which there is a demonstrable skill shortage.
4. Children with the strongest geographical claim, measured in a straight line.

In the event of oversubscription in any of the above criterion, places will be allocated to children with the strongest geographical claim, measured in a straight line, with those living closer to the school receiving the higher priority.

In the event of a tie involving two or more children when applying criterion 4, where there are not enough places available to offer all children a place at the school, a process of random allocation will be followed by the Governing Body.

To view the school's comprehensive admissions policy, please see here: [Pittville School - Determined Admissions Policy 2027](#)

Rednock School

Kingshill Road, Dursley, Gloucestershire, GL11 4BY

Status of School: Foundation
Specification: Co-ed
Age Range: 11-18
Published Admission Number: 240
Total Preferences for Sept 2026: 336
No. 1st Preferences for Sept 2026: 227

Telephone: 01453 543618
Email: admin@rednockschool.org.uk
Website: www.rednockschool.org.uk

Catchment Area

The parishes of Dursley, Cam, Coaley, Uley, Stinchcombe, Owlpen, Nympsfield, Slimbridge, Alkington, Ham & Stone, Berkeley, Sharpness, North Nibley and Hinton & Hamfallow.

A map of the catchment area is available to be viewed at the school.

Admissions Policy and Oversubscription Criteria

If applications for admissions exceed the number of places available, the Governors have agreed the following criteria, in the order set out below, to decide which children should be admitted.

1. Looked After Children / Previously Looked After Children
2. Children who have a brother or sister currently attending the school, and where that sibling will also continue to be in attendance at Rednock when the applicant enters the school.
3. Children who live in the priority catchment area.
4. Children for whom only this particular school is appropriate due to an exceptional medical condition. Applications under this criterion will only be considered if they are supported by a written statement from the child's doctor at the time of submitting the application. This must demonstrate that there is a very specific connection between medical need and the facilities or resources of this school. The final decision to accept a child under this category will be made by the governors' admission sub-committee through consultation with an independent medical practitioner.
5. In the event of oversubscription in any of the above criteria, places will be allocated to children with the strongest geographical claim, measured in a straight line, with those living closer to the school receiving the higher priority.

In the event of a tie between two or more children on application, once criterion 5 has been followed, a process of random allocation will be followed by the School's Governing Body.

To view the school's comprehensive admissions policy, please see here: [Rednock School - Determined Admissions Policy 2027](#)

Ribston Hall High School

Stroud Road, Gloucester, Gloucestershire, GL1 5LE

Status of School: Academy
Specification: Girls only for Years 7-11, Co-ed Sixth Form
Age Range: 11-18
Published Admission Number: 150
Total Preferences for Sept 2026: 574
No. 1st Preferences for Sept 2026: 156

Telephone: 01452 382249
Email: rhhs@ribstonhall.gloucs.sch.uk
Website: www.ribstonhall.gloucs.sch.uk

Admissions Policy and Oversubscription Criteria

During the normal admissions round, where applications from candidates **who have met the qualifying standard** exceed the number of places available, the following criteria will be applied, in the order set out below, to decide which students to admit:

1. Looked after Children / Previously Looked after Children
2. 30 places will be allocated to students who qualify for Pupil Premium who have met the qualifying standard or 100 ranked places below the qualifying standard. Places will be allocated in the following order of priority:
 - a. Pupil Premium students who live in Gloucester postcodes GL1, GL2, GL3, GL4 by rank order of score.
 - b. Pupil Premium students who live outside of Gloucester postcodes GL1, GL2, GL3, GL4 by rank order of score.
3. Students by rank order in the qualifying standard.

Tie-breaker

In the event that two, or more, girls have an equal result, the higher ranking will be given to the girl who lives closest to the school, measured as a straight line from their main place of residence to Ribston Hall High School, using the Local Authority's computerised measuring system.

Where a child lives normally during the school week with more than one parent at different addresses, the permanent home address for the purposes of school admissions will be the one where the child spends the majority of school nights Monday-Friday.

In the very unlikely event that two applicants for the final available place who meet the qualifying standard live exactly the same distance from the main reception of the school, random allocation (overseen by someone unconnected with the school) will determine which child is admitted.

Supplementary Application Form Required? Yes, a Grammar Registration Form

Available from: Noon on 18 May 2026

Date to be returned: By noon on 26 June 2026

Please contact the school directly if you have any questions regarding the Grammar Registration Form.

To view the school's comprehensive admissions policy, please see here: [Ribston Hall High School - Determined Admissions Policy 2027](#)

Severn Vale School

School Lane, Quedgeley, Gloucester, Gloucestershire, GL2 4PR

Status of School: Academy

Specification: Co-ed

Age Range: 11-16

Published Admission Number: 265

Total Preferences for Sept 2026: 592

No. 1st Preferences for Sept 2026: 293

Telephone: 01452 720458

Email: sys@severnvaeschool.com

Website: www.severnvaeschool.com

Priority Catchment Area

Arlingham, Brookthorp with Whaddon, Elmore, Frampton on Severn, Fretherne with Saul, Hardwicke, Harescombe, Haresfield, Longney, Morton Valence, Quedgeley, Whitminster.

Admissions Policy and Oversubscription Criteria

In the event that the school receives more applications than the number of places it has available, places will be given to those children who meet any of the criteria set out below, in order until all places are filled.

1. Looked After Children / Previously Looked After Children
2. Children living in the priority catchment area normally served by the school, who will have siblings attending the school at the time the applicant child is admitted.
3. Children of staff who are employed by the school:
 - a) Where the member of staff has been employed at the school for two or more years at the time at which the application for admission to the school is made, and/or
 - b) The member of staff is recruited to fill a vacant post for which there is a demonstrable skill shortage.
4. Children for whom only one particular school is appropriate due to an exceptional medical condition. Applications under this criterion will only be considered if they are supported by a written statement from the child's doctor. This must demonstrate that there is a very specific connection between the medical need and the facilities or resources of the school concerned.
5. Children living in the priority catchment area for the school.
6. Children who live outside the priority catchment area normally served by the school, who will have siblings attending the school at the time the applicant child is admitted.
7. Other children with the strongest geographical claim, measured in a straight line.

In cases where there is a tie-break under category 7, random allocation will be used to decide who is awarded a place at the school if the distance between the two children's homes and the school is exactly the same. This process will be verified independently.

To view the school's comprehensive admissions policy, please see here: [Severn Vale School - Determined Admissions Policy 2027](#)

Sir Thomas Rich's School

Oakleaze, Gloucester, Gloucestershire, GL2 0LF

Status of School: Academy
Specification: Boys only Years 7-11, Co-ed Sixth Form
Specialist Status: Teaching School
Age Range: 11-18
Published Admission Number: 150
Total Preferences for Sept 2026: 433
No. 1st Preferences for Sept 2026: 200

Telephone: 01452 338400
Email: info@strs.org.uk
Website: www.strschool.co.uk

Admissions Policy and Oversubscription Criteria

During the normal round of admissions, the Local Authority will allocate places based on the School's admissions criteria to those children **who meet the qualifying standard** and whose parents express a preference for the School in their CAF, according to the criteria set out below:

1. Looked After Children / Previously Looked After Children
2. Boys registered for Pupil Premium
3. Children of staff at the school in either or both of the following circumstances:
 - a) where the member of staff has been employed at the school for two or more years at the time at which the application for admission to the school is made; and/or
 - b) the member of staff is recruited to fill a vacant post at the school for which there is a demonstrable skill shortage.
4. Other qualifying boys in test rank order

Tie-breaker

In the event that two, or more, boys have an equal result, the higher ranking will be given to the boy who lives closest to the School, measured as a straight line from their place of residence to School, using the Local Authority's computerised measuring system.

In the event that it is not possible to distinguish a higher ranking on this basis, a process of random allocation will be followed by the School, which will be supervised by a person independent of the School.

Supplementary Application Form Required? Yes, a Grammar Registration Form

Available from: Noon on 18 May 2026

Date to be returned: By noon on 26 June 2026

Please contact the school directly if you have any questions regarding the Grammar Registration Form.

To view the school's comprehensive admissions policy, please see here: [Sir Thomas Rich's School - Determined Admissions Policy 2026](#)

Sir William Romney's School

Lowfield Road, Tetbury, Gloucestershire, GL8 8AE

Status of School: Academy

Specification: Co-ed

Age Range: 11-16

Published Admission Number: 105

Total Preferences for Sept 2026: 185

No. 1st Preferences for Sept 2026: 79

Telephone: 01666 502378

Email: admin@swr.gloucs.sch.uk

Website: www.swr.gloucs.sch.uk

Priority Catchment Area

The catchment area, as determined by Gloucestershire Local Authority, includes Ashley, Avening, Beverstone, Boxwell-with-Leighterton, Cherington, Didmarton, Kingscote, Long Newnton, Rodmarton, Shipton Moyne, Tetbury, Tetbury Upton, Westonbirt, Horsley, Nailsworth, plus Choice area with Rednock School: Nymphsfield and Choice area with Thomas Keble School: Minchinhampton.

Admissions Policy and Oversubscription Criteria

If applications for admissions exceed the number of places available, the following criteria have been agreed to decide which children should be admitted.

1. Looked After Children / Previously Looked After Children
2. Children living in the priority catchment area who have a sibling attending the school and who will continue to do so when the younger child is admitted.
3. Children for whom only one particular school is appropriate due to an exceptional medical condition. Applications under this criterion will only be considered if they are supported by a written statement from the child's doctor. This must demonstrate that there is a very specific connection between the medical need and the facilities or resources of the School.
4. Children living in the priority catchment area with the strongest geographical claim, measured in a straight line, with those living closer to the school received higher priority.
5. Children living outside the priority catchment area who will have siblings attending the school when the younger child is admitted.
6. Children of members of staff who have been employed at the school for two or more years at the time at which the application for admission to the school is made or the member of staff is recruited to fill a vacant post at the school for which there is a demonstrable skill shortage. This priority will include all children of all members of staff who fit this criterion.
7. Children living outside the priority catchment area with the strongest geographical claim, measured in a straight line, with those living closer to the school received higher priority.

To view the school's comprehensive admissions policy, please see here: [Sir William Romney's School - Determined Admissions Policy 2027](#)

St Peter's Catholic High School and Sixth Form Centre

Stroud Road, Tuffley, Gloucester, Gloucestershire, GL4 0DD

Status of School: Academy

Specification: Co-ed

Age Range: 11-18

Published Admission Number: 240

Total Preferences for Sept 2026: 767

No. 1st Preferences for Sept 2026: 314

Telephone: 01452 520594

Email: admissions@sphs.uk.com

Website: www.sphs.uk.com

Admissions Policy and Oversubscription Criteria

At any time where there are more applications for places than the number of places available, places will be offered according to the following order of priority.

1. Catholic Looked After Children / Previously Looked After Children.
2. Catholic children who are resident in the school's designated parish(es).
3. Other Catholic children.
4. Other Looked After Children / Previously Looked After Children.
5. Children who are a Catechumen.
6. Children with a parent who has been a permanent member of St Peter's Catholic High School & Sixth Form Centre staff for two or more years at the time of application, or who was recruited to fill a vacant post for which there is a demonstrable skills shortage. This does not include staff who work on the school site for other employers.
7. Children with a proven aptitude in the drama, music or sport (up to a maximum of 24 places) (See note 1).
8. Children of other Christian denominations whose membership is evidenced by a minister of religion.
9. Children of other faiths whose membership is evidenced by a religious leader.
10. Any other children.

Within each of the categories listed above, priority will be determined in the following order:

- i) children attending a named Catholic partner primary school at the time of application. The partner schools are:
 - St Peter's Catholic Primary School, Gloucester
 - St Joseph's Catholic Primary School, Nympsfield
 - St Mary's Catholic Primary School, Churchdown
 - St Thomas More Catholic Primary School, Cheltenham
 - St Gregory the Great Catholic Primary School, Cheltenham
 - The Rosary Catholic Primary School, Stroud
- ii) children who will have a brother or sister at the school at the time of enrolment. The attendance of a brother or sister at the school at the time of enrolment will increase the priority of an application within each category so that the application will be placed above those without a brother or sister attending the school, within the category in which the application is made after children in (i) above. (See note 2)

Tie Break

Where children have identical ranking, priority will be determined by random allocation (see below). In category 7, applicants will be prioritised by their aptitude testing scores taking each discipline in rotation. The highest priority will be given to the highest scorer in drama, next priority to the highest scorer in music and third to the highest scorer in sport. This order of rotation will then be continued taking the next highest scorers until all have been placed in rank order.

Random Allocation

Each child will be allocated a number. These numbers are shared with a person independent of the school who will supervise the process. Governors will then use a random number generator to rank the numbers.

Notes

1. For category 7, drama, music and sporting aptitude will be assessed by tests to be taken by applicants during September/October 2026. Any parent/guardian wishing their child to be admitted under this criterion should complete the Supplementary Information Form and return it to school before 6 September 2026.

2. 'Brother or sister' includes:

- i) all natural brothers or sisters, half brothers or sisters, adopted brothers or sisters, stepbrothers or sisters, foster brothers or sisters, living at the same address; and
- ii) the child of a parent's partner where that child lives for at least part of the week in the same family unit at the same home address as the child who is the subject of the application.

Children in Year 11 have an automatic right to progress to Year 12 providing they meet the academic entry criteria. Therefore, a child meeting (i) and (ii) above, with a sibling in Y11, will be deemed, for the purposes of this policy, to be having a brother or sister at the school at the time of enrolment.

3. For the school's definitions of 'catholic'; 'catechumen'; 'children of other Christian denominations' and 'children of other faiths' and for details of the school's designated Catholic parishes, please see their full admissions policy: [St Peter's High School - Admissions](#)

Supplementary Information Form Required? Yes, the school's Supplementary Information Form (SIF)

Available from: Page 9 on the following link - [St Peter's High School - Admissions](#)

Date to be returned: By 6 September 2026 for applications under Category 7 or by 31 October 2026 for applications under other categories

To view the school's comprehensive admissions policy, please see here: [St Peter's Catholic High School - Determined Admissions Policy 2027](#)

Stroud High School

Beards Lane, Caincross Road, Stroud, Gloucestershire, GL5 4HF

Status of School: Academy
Specification: Girls only for Years 7-11, Co-ed Sixth Form
Age Range: 11-18
Published Admission Number: 150
Total Preferences for Sept 2026: 431
No. 1st Preferences for Sept 2026: 200

Telephone: 01453 764441
Email: admin@stroudhigh.gloucs.sch.uk
Website: www.stroudhigh.gloucs.sch.uk

Admissions Policy and Oversubscription Criteria

Places at Stroud High School will be offered by the Local Authority, on National Offer Day, according to the following order:

1. Looked After Children / Previously Looked After Children who achieve the qualifying standard.
2. Students from families entitled to Pupil Premium or Service Pupil Premium at the time of the test who achieve the required standard (documentary evidence will be required to demonstrate that the parent/carer is eligible to receive Pupil Premium or Service Pupil Premium).
3. **Up to 15 places** are available for students who achieve the required standard in either the Music or Art Aptitude Assessment. These places will be allocated based on oversubscription criteria and ranked by assessment scores.

Students who have an aptitude for Music or Art can choose to undertake a Creative Aptitude Assessment. Any candidate who has expressed an interest in the Creative Aptitude Assessment (by way of registration) will be invited to attend the relevant Aptitude Assessment, which will take place in July. Details about the Creative Aptitude Assessments are available from the School website.

4. Rank order from the entrance test.

Where there are a number of students with an equal qualifying result, the tie-breaker criteria will be used to determine their rank order.

Tie-breaker

Geographical proximity to the school measured in a straight line from the centre of the student's main residence, including flats to the main reception of the school using appropriate Ordnance Survey software to determine the rank order of students with an equal qualifying test result.

In the event of one or more applicants having the same score and residing an equal distance from the School, random lots will be drawn to determine the order of applicants. The process will be supervised by someone independent of Stroud High School.

Supplementary Application Form Required? Yes, a Grammar Registration Form

Available from: Noon on 18 May 2026

Date to be returned: By noon on 26 June 2026

Please contact the school directly if you have any questions regarding the Grammar Registration Form.

To view the school's comprehensive admissions policy, please see here: [Stroud High School - Determined Admissions Policy 2027](#)

Tewkesbury Academy

Ashchurch Road, Tewkesbury, Gloucestershire, GL20 8DF

Status of School: Academy
Specification: Co-ed
Age Range: 11-18
Published Admission Number: 270
Total Preferences for Sept 2026: 239
No. 1st Preferences for Sept 2026: 156

Telephone: 01684 292152
Email: info@ta.clf.uk
Website: www.tewkesburyacademy.clf.uk

Catchment Area

The parishes of Tewkesbury Town, Ashchurch Rural with Walton Cardiff, Chaceley, Deerhurst, Forthampton, Northway, Teddington, The Leigh, Twyning and Wheatpieces.

A map showing the area covered by these parishes is available from the Main School Office.

Admissions Policy and Oversubscription Criteria

Where there are more applications than places available, places will be offered to children in the following categories in this order of priority:

1. Looked After Children / Previously Looked After Children
2. Children with a sibling at Tewkesbury Academy at the time of application and admission.
3. Children living in specified parishes and/or attending named feeder schools at the time of application. The named feeder schools are:

Ashchurch County Primary School	Queen Margaret's School
Carrant Brook Junior School	Tewkesbury C of E Primary School
Deerhurst & Apperley C of E Primary School	Tirlebrook School
The John Moore Primary School	Tredington County Primary School
Mitton Manor School	Twyning County Primary School
Norton C of E School	

4. Children with an exceptional medical and/or social need to attend only Tewkesbury Academy. The child must have an exceptional medical and/or social need that means that only Tewkesbury Academy is suitable for them to attend and no other local school would be suitable.

A completed Exceptional Medical and/or Social Need Form (published on the Academy's website or available from the Academy's main office) must be submitted with the application for admission for inclusion in this category to be considered. Part A of this form must be completed by the parent whose details are given in the application for admission. The form must then be given to a medical or other professional (e.g. GP, hospital consultant, psychiatrist, psychologist or social worker) for completion of Part B, signing, dating and stamping, before it is submitted with the application. This form has been carefully prepared to ask questions designed to elicit information from the professional that is necessary to apply the criteria in this category. It replaces the need for separate evidence from a professional to be provided.

5. All other children.

Tie-breaker

In all oversubscription categories, where there are more applications than places available, the order in which places are allocated will be determined by reference to the distance between the child's home address and the Academy, with those living closer receiving higher priority.

Where two or more distances are equal (e.g. where they live in the same block of flats), the order in which places are allocated will be determined by random lottery, which will be performed in front of a person who is independent of the Academy.

To view the school's comprehensive admissions policy, please see here: [Tewkesbury Academy - Determined Admissions Policy 2027](#)

Thomas Keble School

Eastcombe, Stroud, Gloucestershire, GL6 7DY

Status of School: Academy

Specification: Co-ed

Age Range: 11-16

Published Admission Number: 142

Total Preferences for Sept 2026: 364

No. 1st Preferences for Sept 2026: 187

Telephone: 01452 770301

Email: admin@thomaskeble.gloucs.sch.uk

Website: www.thomaskeble.gloucs.sch.uk

Catchment Area

Bisley with Lypiatt, Chalford, Edgeworth, Minchinhampton, Rodborough - Part only Rodborough Lane, Butterow Hill, Bagpath, Bownham Park, Swellshill and areas East, Thrupp, Stroud U.D. - part only the areas south of and not including Bowbridge Lane, Highfield Road and Bisley Road. Includes the villages of Amberley, Bussage, Brimscombe, France Lynch, Whiteway, Eastcombe, Oakridge, Burleigh, The Camp.

A map is available in the school to inform parents of the catchment boundary.

Admissions Policy and Oversubscription Criteria

Where applications for admission exceed the number of places available, the following criteria will be applied, in the order set out below, to decide which children to admit:

1. Looked After Children / Previously Looked After Children
2. Children living in the priority catchment area who will have siblings attending the school when the younger child is admitted.
3. Children who have an authenticated medical reason for attending that particular school. This must be a medical need which can only be met by Thomas Keble School, due to their exceptional medical condition. Applications under this criterion will only be considered if they are supported by a written statement from the child's doctor. This must demonstrate that there is a specific connection between the medical need and the facilities or resources of the school.
4. Children living in the priority catchment area with the strongest geographical claim, measured in a direct line.
5. Children who live outside the priority catchment area who will have siblings attending the school when the younger child is admitted.
6. Children who live outside the priority catchment area with the strongest geographical claim, measured in a straight line.

In the case of two or more applications that cannot be separated by the oversubscription criteria outlined above, the school will use the distance between the school and a child's home as a tie-breaker to decide between applicants. Priority will be given to children who live closest to the school. In the event of there needing to be a 'tie-break' between two applications with identical distance, then this will be done by random allocation.

To view the school's comprehensive admissions policy, please see here: [Thomas Keble School - Determined Admissions Authority 2027](#)

Winchcombe School

Greet Road, Winchcombe, Cheltenham, Gloucestershire, GL54 5LB

Status of School: Academy

Specification: Co-ed

Age Range: 11-16

Published Admission Number: 120

Total Preferences for Sept 2026: 342

No. 1st Preferences for Sept 2026: 103

Telephone: 01242 602233

Email: admin@winchcombeschool.co.uk

Website: www.winchcombeschool.co.uk

Admissions Policy and Oversubscription Criteria

In the event that the school receives more applications than the number of places it has available, places will be given to those children who meet any of the criteria set out below, in order, until all places are filled.

1. Looked After Children / Previously Looked After Children
2. Siblings of pupils who will be attending the school when the applicant child is admitted.
3. Children of full or part time salaried members of staff who have been employed at Winchcombe School for two years or more at the time of the application for admission, or of a member of staff recruited to fill a vacant post for which there is a demonstrable skill shortage.
4. Children with the strongest geographical claim, measured in a straight line, with those living closer to the school receiving the higher priority.

In the case of two or more applications that cannot be separated by the oversubscription criteria outlined above, the school will use random allocation as a tie-breaker to decide between applicants. This process will be independently verified.

To view the school's comprehensive admissions policy, please see here: [Winchcombe School - Determined Admissions Authority 2027](#)

Wyedean School and Sixth Form Centre

Beachley Road, Sedbury, Chepstow, Gloucestershire, NP16 7AA

Status of School: Academy
Specification: Co-ed
Age Range: 11-18
Published Admission Number: 150
Total Preferences for Sept 2026: 244
No. 1st Preferences for Sept 2026: 139

Telephone: 01291 625340
Email: principal@wyedeanschool.com
Website: www.wyedean.gloucs.sch.uk

Catchment Area

Parishes of Alvington, Hewelsfield, St. Briavels, Tidenham, Woolaston

Admissions Policy and Oversubscription Criteria

In the event that there are more applicants than available places, the board of trustees will apply the following oversubscription criteria, in order of priority given:

1. Looked After Children / Previously Looked After Children
2. Children living in the priority catchment area (see above).
3. Children wishing to join a sibling attending the school and who will continue to do so at the time the applicant child starts at the school.
4. Children of staff members employed by Wyedean School and Sixth Form Centre where:
 - a) where the member of staff has been employed at the school for two or more years at the time at which the application for admission to the school is made, and/or
 - b) where the member of staff is recruited to fill a vacant post at the school for which there is a demonstrable skill shortage.
5. Children with any authenticated medical reason for attending the school. Applications under this criterion will only be considered if they are supported by a written statement from the child's doctor, which makes a very specific connection between the child's medical needs and the resources/ facilities available at Wyedean School.
6. Children who live closest to the school through a straight-line measurement, with those living closer to the school receiving the higher priority.

Where two applications cannot otherwise be separated, the trust will follow a fair, clear and effective 'tie-breaker' procedure by allocating the place to the student who lives closest to school.

To view the school's comprehensive admissions policy, please see here: [Wyedean School - Determined Admissions Policy 2027](#)

Useful Contacts

Co-ordinated Admissions (Gloucestershire County Council)

Responsible for managing the statutory processes for admitting children to the normal years of entry to Primary (Reception), Junior (Year 3) and Secondary schools (Year 7) and including Out of County Lower to Middle and Middle to High School transfers.

Email: school.admissions@gloucestershire.gov.uk

Telephone: 01452 425407

Democratic Services (Gloucestershire County Council)

For advice on appealing for a place at your choice of school.

If you are appealing for a Community School/Voluntary Controlled school, the Democratic Services Unit will co-ordinate your appeal hearing. They will inform you of the date, time and location of your appeal and the names of the panel members and clerk.

Email: democratic.services@gloucestershire.gov.uk

Department of Education

Provides the rules for admissions and appeals that all Local Authorities must follow

Website: www.gov.uk/government/collections/statutory-guidance-schools

Telephone: 0370 000 2288

Integrated Transport Unit (ITU) (Gloucestershire County Council)

Responsible for the Council's passenger transport services, including the operation and procurement of mainstream home to school transport services

The ITU can respond to customer enquiries regarding local bus services for children who are not entitled to free transport and are happy to receive enquiries from you regarding public transport solutions for the journeys to and from school.

Email: mainstream@gloucestershire.gov.uk

Telephone: 01452 425387

Ofsted (Office for Standards in Education)

The official government body for inspecting schools - you can access copies of the reports on your local school from their website or from your local library

Website: <https://.reports.ofsted.gov.uk/>

Ombudsman

The department who investigates complaints about injustice of the administration of school allocation

The Ombudsman will consider complaints where a parent feels that a school place was refused because of some unfairness or mistake by the Local Authority in their role of co-ordinating admissions in Gloucestershire and/or a school admissions appeal that was handled incorrectly.

Website: www.gov.uk/schools-admissions/appealing-a-schools-decision

Telephone: 0845 602 1983

Schools Adjudicator

Reviews admission criteria for schools and investigates any concerns that parents may have about this.

Website: www.gov.uk/government/organisations/office-of-the-schools-adjudicator/about

Travel Assistance and Free School Meals Team (Gloucestershire County Council)

Responsible for giving advice and guidance on your child's eligibility to access school transport and free school meals.

Email: transportmainstream@gloucestershire.gov.uk

Telephone: 01452 425390

freeschoolmeals@gloucestershire.gov.uk

Neighbouring Local Authorities

Herefordshire Council

Email: schooladmissions@herefordshire.gov.uk
Website: www.herefordshire.gov.uk/schools-education
Telephone: 01432 260925

Monmouthshire County Council

Email: acesstolearning@monmouthshire.gov.uk
Website: www.monmouthshire.gov.uk/applying-for-a-school-place
Telephone: 01633 644508

Oxfordshire County Council

Email: admissions.schools@oxfordshire.gov.uk
Website: www.oxfordshire.gov.uk/residents/schools/apply-school-place
Telephone: 01865 815175

South Gloucestershire Council

Email: admissionsandtransport@southglos.gov.uk
Website: www.southglos.gov.uk/admissions
Telephone: 01454 868008

Swindon Borough Council

Email: schooladmissions@swindon.gov.uk
Website: www.swindon.gov.uk/secondaryschoolplaces
Telephone: 01793 445500

Warwickshire County Council

Email: admissions@warwickshire.gov.uk
Website: www.warwickshire.gov.uk/admissions
Telephone: 01926 414143

Wiltshire Council

Email: admissions@wiltshire.gov.uk
Website: www.wiltshire.gov.uk/schools-learning-admissions-online
Telephone: 01225 713010

Worcestershire Council

Email: schooladmissions@worcestershire.gov.uk
Website: www.worcestershire.gov.uk/schooladmissions
Telephone: 01905 822700

Disclaimer

The information contained in this booklet was correct at the time of initial publication, however future amendments to the Department of Education Admissions Code, and related processes, may introduce changes. You are advised to refer to the GCC admissions page www.gloucestershire.gov.uk/education-and-learning/school-admissions/ before making your final decision and submitting your application to ensure that you are fully aware of any changes that may have arisen since publication of this booklet.

We would also advise you to read the full admission policy for your preferred schools, which are available from www.gloucestershire.gov.uk/education-and-learning/school-admissions-scheme-criteria-and-protocol/ or from individual schools.

Please note that definitions of terms found in the 'explanation of key terms' section of this booklet provide the default or standard meaning of the terms. However, in some cases these terms may be defined differently in individual school arrangements, and you should read the full admission policy for your preferred school(s).