



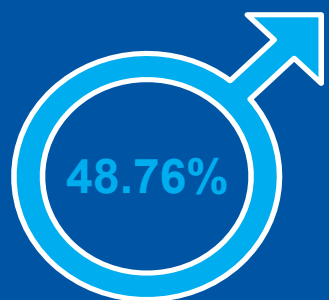
Mid-2024 125,680



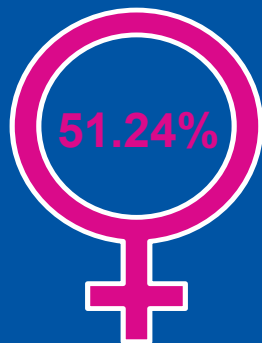
0.98% + 1,224 people

Between mid-2023 and mid-2024  
(Mid-2023 124,456)

### Sex split



Male



Female

### Median age

46.7  
years

### Broad age groups



0-15  
17.02%



16-64  
59.11%



65+  
23.87%

### Components of change



-0.28%

Births - deaths



+0.97%


Internal  
migration



+0.30%

International  
migration

### Population density



273 people per  
square kilometre

### District lens mid-2024:

Gloucester: 138,598 ↑ 1.68%

Stroud: 125,680 ↑ 0.98%

Cheltenham: 121,739 ↑ 0.73%

Tewkesbury: 101,949 ↑ 2.41%

Cotswold: 91,661 ↑ 0.16%

Forest of Dean: 89,753 ↑ 0.79%