

Walton Cardiff (St James)	3
Wapley & Codrington (St Peter)	5
Warmley (St Barnabas)	7
Washbourne, Great	9
Watermoor	11
Welford-on-Avon (St Peter)	13
West Dean	15
West Littleton	17
Westbury-on-Severn (St Peter & St Paul)	19
Westbury-on-Trym (Holy Trinity)	21
Westcote (St Mary the Virgin)	23
Westerleigh (St James the Great)	25
Weston-on-Avon (All Saints)	27
Weston-sub-Edge (St Lawrence)	29
Westonbirt (St Catherine)	31
Whaddon (St Margaret)	33
Wheatenhurst	35
Whiteshill (St Paul)	37
Whitminster (also known as Wheatenhurst) (St Andrew)	39
Whittington (St Bartholomew)	41
Wick (St Bartholomew)	43
Wickwar (Holy Trinity)	45
Widford (St Oswald)	47
Willersey (St Peter)	49

Winchcombe (St Peter)	51
Windrush (St Peter).....	53
Winson (St Michael)	55
Winstone (St Bartholomew).....	57
Winterbourne (St Michael the Archangel).....	59
Winterbourne Down (All Saints)	61
Witcombe, Great	63
Withington (St Michael & All Angels).....	65
Woodchester (St Mary)	67
Woodmancote	69
Woolaston (St Andrew)	71
Woolstone (St Martin).....	73
Wormington (St Katherine).....	75
Wotton St Mary	77
Wotton-under-Edge (St Mary the Virgin)	79
Wyck Rissington (St Laurence)	81
Yanworth (St Michael)	83
Yate (St Mary)	85

REMEMBER We are here to help. If you have any questions or problems, please don't hesitate to ask.

Walton Cardiff, St James (registers start from 1677)

Walton Cardiff is an ancient parish in the Diocese of Gloucester. It has been united with St Mary, Tewkesbury since 1928.

Parish registers on Ancestry:

For most parishes, you can see digital images of registers of baptisms and confirmations up to the end of 1913, marriages and banns up to the end of 1938, and burials up to the end of 1988 via the Ancestry website. All the registers on Ancestry have been indexed and can be accessed from the website by name or by place. (You can also access most registers of confirmations up to and including 1913 via the Ancestry website)



Parish registers at Gloucestershire Archives

We may also hold later or additional registers which have not been digitised. You can find details of **all the parish registers we currently hold for Walton Cardiff** by searching our online catalogue for finding reference **P349/IN/1**. Once you have got your hitlist, make sure you see the full catalogue entry for each register of interest by clicking on its finding reference (to the left of the entry). The full catalogue entry will tell you whether or not the register has been digitised by Ancestry. If you are interested in a register which has not been digitised by Ancestry, you will need to visit us to access it. The catalogue entry will tell you whether you can see the register on microfilm/microfiche, or whether you will need to pre-order the original register to view in the searchroom.

Bishops' Transcripts (contemporary copies of the parish registers sent to the Bishop)

These survive for Walton Cardiff for the years: 1732, 1751, 1753, 1756-1763, 1765-1766, 1768, 1770, 1779-1797, 1799-1800, 1802, 1804-1809, 1811-1812, 1813-1859

You can see digital images of these documents via the Ancestry website. They have been indexed and can be accessed by name or place.

You can access the Ancestry website for free from Gloucestershire Archives or any Gloucestershire Library with wi-fi, or from home with a subscription to www.ancestry.co.uk

Need some help to find what you're looking for? Try these:

Gloucestershire Family History Society Marriage Index	Covers ALL marriages in Gloucestershire 1800-1837
---	---

Monumental inscriptions:	Pre-1882, in Bigland's 'Historical, Monumental and Genealogical Collections relative to the county of Gloucester'
--------------------------	---

Not in the Parish Registers? Try:

Non Conformist Registers:	There are no non-conformist records for Walton Cardiff deposited. But try: Tewkesbury (Baptist, Congregational, Methodist, Quakers) <u>See the Non-conformist Records Guide.</u>
---------------------------	---

Neighbouring parishes:	Try Tewkesbury, Ashchurch or Tredington. (See Map)
------------------------	--

Want to know more?

Take a look at our research mini guides: Parish Registers (research mini guide 4), Bishops Transcripts (research mini guide 11), Marriage Licences (research mini guide 17), Marriage Indexes (research mini guide 28), Civil Certificates (research mini guide 24), Graves (research mini guide 27), Civil Cemeteries (research mini guide 2), Non-conformist Records (research mini guide 3)

Our wide range of research mini guides have been compiled by experts to help you find, use and understand key records. You can find them on site and online.

Wapley & Codrington, St Peter

Wapley and Codrington is a parish in the Diocese of Bristol.

The registers for Wapley are held at Bristol Archives (reference P/W&C)

Baptisms: 1662-1993
Marriages: 1662-1992
Burials 1662-1997



For more information about Bristol Archives please visit www.bristol.gov.uk/archives or phone 0117 922 4224

Resources available here:

Parish register transcripts:	Marriages 1664-1837 (Roes Marriage Index Bristol vol. 1)
Monumental inscriptions:	Pre-1882, in Bigland's 'Historical, Monumental and Genealogical Collections relative to the county of Gloucester' 1996 (GAL/K3/54407GS – on the open shelves)

Bishops' Transcripts (contemporary copies of the parish registers sent to the Bishop)

These survive for Wapley & Codrington for the years: 1813-1859

You can see digital images of these documents via the Ancestry website. They have been indexed and can be accessed by name or place.

You can access the Ancestry website for free from Gloucestershire Archives or any Gloucestershire Library with wi-fi, or from home with a subscription to www.ancestry.co.uk

REMEMBER *We are here to help. If you have any questions or problems, please don't hesitate to ask.*

Warmley, St Barnabas

Warmley is a parish in the Diocese of Bristol. It was created in 1851 from the parishes of Bitton, Kingswood and Siston.

The registers for Warmley are held at Bristol Archives (reference P/WA)

Baptisms: 1851-1968

Marriages: 1851-1995

Burials 1851-1980



For more information about Bristol Archives please visit www.bristol.gov.uk/archives or phone 0117 922 4224

REMEMBER *We are here to help. If you have any questions or problems, please don't hesitate to ask.*

Washbourne, Great

See [Great Washbourne](#)

REMEMBER *We are here to help. If you have any questions or problems, please don't hesitate to ask.*

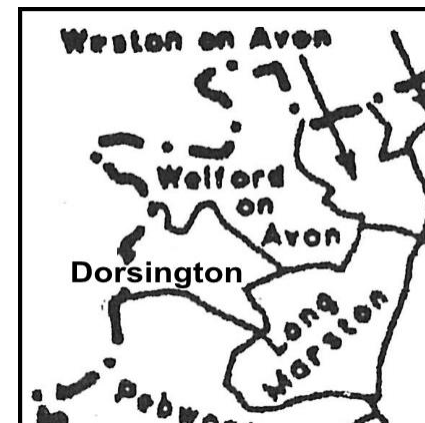
Watermoor

See Cirencester, Watermoor

REMEMBER *We are here to help. If you have any questions or problems, please don't hesitate to ask.*

Welford-on-Avon, St Peter

Welford-on-Avon is an ancient parish in the Diocese of Gloucester. It was transferred from Gloucestershire to Warwickshire in 1931. The parish records were transferred to Warwickshire Record Office in 1984.



The registers for Welford-on-Avon are held at Warwickshire County Record Office

The following dates are covered:

Baptisms: 1561-1922

Marriages: 1561-1987

Burials 1561-1881

For more information about Warwickshire County Record Office please visit www.warwickshire.gov.uk/cro or phone 01926 738959

Resources available here:

Parish register index:	Marriages 1561-1763 (Roes Marriage Index – Brides & Grooms)
------------------------	---

Monumental inscriptions:	Pre-1882, in Bigland's 'Historical, Monumental and Genealogical Collections relative to the county of Gloucester'
--------------------------	---

Bishops' Transcripts (contemporary copies of the parish registers sent to the Bishop)

These survive for Welford-on-Avon for the years: 1605, 1612, 1615, 1618, 1620-22, 1624, 1626, 1629, 1629, 1631, 1637-40, 1662-65, 1667, 1669, 1671-72, 1675-1690, 1691-1734, 1736-53, 1755-67, 1770-1801, 1803-12, 1813-1859

You can see digital images of these documents via the Ancestry website. They have been indexed and can be accessed by name or place.

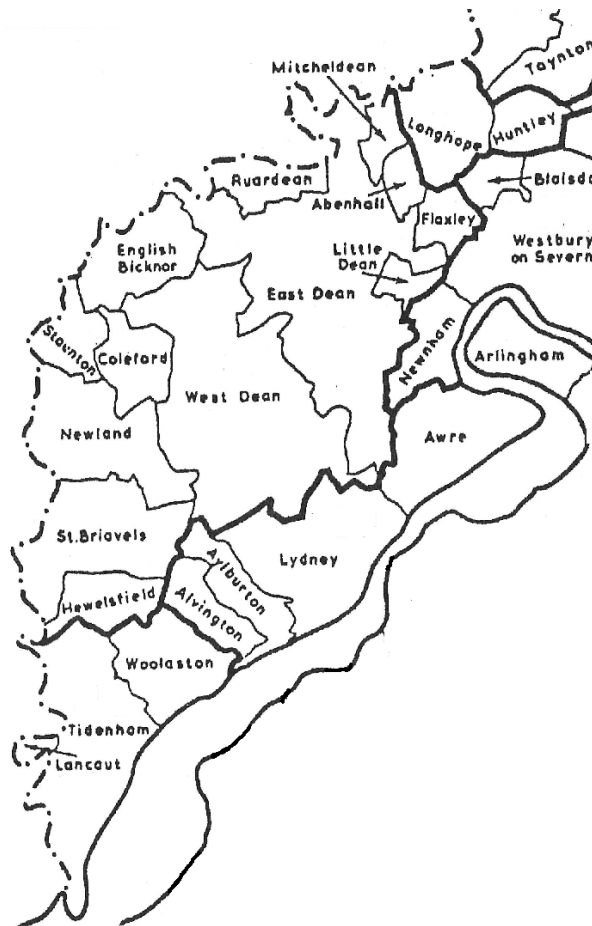
You can access the Ancestry website for free from Gloucestershire Archives or any Gloucestershire Library with wi-fi, or from home with a subscription to www.ancestry.co.uk

REMEMBER *We are here to help. If you have any questions or problems, please don't hesitate to ask.*

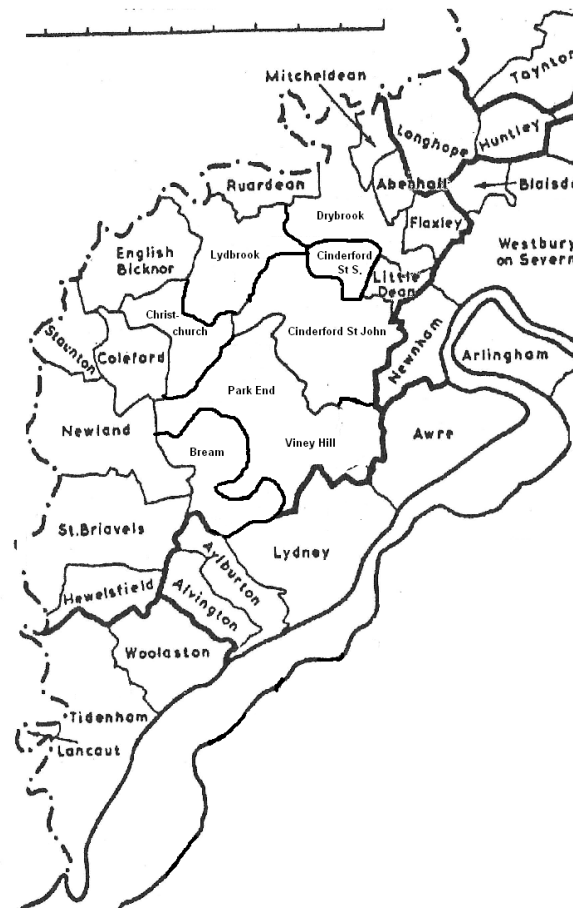
West Dean

West Dean is a civil parish formed from an extraparochial area in 1842. There is no West Dean parish church. In the 19th Century several parishes were created in the area to cover the growing population. For events before the 1800s, people would have gone to the ancient parishes surrounding East and West Dean (See Map 1). For later events see Coleford, Park End, Viney Hill, Bream, Christchurch or Cinderford. (See Map 2).

However there were many non-conformist churches in the Forest covering the lack of a Church of England Parish Church. See Non-Conformist Records Guide or ask a member of staff.



Map 1



Map 2

West Littleton

See [Tormarton](#)

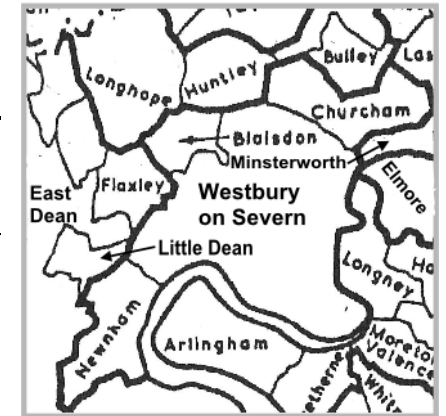
REMEMBER *We are here to help. If you have any questions or problems, please don't hesitate to ask.*

Westbury-on-Severn, St Peter & St Paul (registers start from 1538)

Westbury-on-Severn is an ancient parish in the Diocese of Gloucester.

Parish registers on Ancestry:

For most parishes, you can see digital images of registers of baptisms and confirmations up to the end of 1913, marriages and banns up to the end of 1938, and burials up to the end of 1988 via the Ancestry website. All the registers on Ancestry have been indexed and can be accessed from the website by name or by place. (You can also access most registers of confirmations up to and including 1913 via the Ancestry website)



Parish registers at Gloucestershire Archives

We may also hold later or additional registers which have not been digitised. You can find details of **all the parish registers we currently hold for Westbury-on-Severn** by searching our online catalogue for finding reference **P354/IN/1**. Once you have got your hitlist, make sure you see the full catalogue entry for each register of interest by clicking on its finding reference (to the left of the entry). The full catalogue entry will tell you whether or not the register has been digitised by Ancestry. If you are interested in a register which has not been digitised by Ancestry, you will need to visit us to access it. The catalogue entry will tell you whether you can see the register on microfilm/microfiche, or whether you will need to pre-order the original register to view in the searchroom.

Bishops' Transcripts (contemporary copies of the parish registers sent to the Bishop)

These survive for Westbury-on-Severn for the years: 1586-1592, 1599-1603, 1605-06, 1609, 1627, 1629, 1632, 1636, 1638, 1640, 1669-94, 1697-1737, 1740-48, 1750-55, 1758-1812, 1813-1859

You can see digital images of these documents via the Ancestry website. They have been indexed and can be accessed by name or place.

You can access the Ancestry website for free from Gloucestershire Archives or any Gloucestershire Library with wi-fi, or from home with a subscription to www.ancestry.co.uk

Need some help to find what you're looking for? Try these:

Gloucestershire Family History Society Marriage Index	Covers ALL marriages in Gloucestershire 1800-1837
Parish register transcripts:	Marriages 1538-1837 (GAL/J3/52909GS – on the open shelves)
Monumental inscriptions:	Pre-1882, in Bigland's 'Historical, Monumental and Genealogical Collections relative to the county of Gloucester'

Not in the Parish Registers? Try:

Non Conformist Registers:	Westbury-on-Severn (Congregational, Methodist). <u>See the Non-conformist Records Guide.</u>
Neighbouring parishes:	Try Blaisdon, Flaxley, Littledean, Newnham, Churcham or Minsterworth. (See Map)

Want to know more?

Take a look at our research mini guides: Parish Registers (research mini guide 4), Bishops Transcripts (research mini guide 11), Marriage Licences (research mini guide 17), Marriage Indexes (research mini guide 28), Civil Certificates (research mini guide 24), Graves (research mini guide 27), Civil Cemeteries (research mini guide 2), Non-conformist Records (research mini guide 3)

Our wide range of research mini guides have been compiled by experts to help you find, use and understand key records. You can find them on site and online.

Westbury-on-Trym, Holy Trinity

Westbury-on-Trym is a parish in the Diocese of Bristol.

The registers for Westbury-on-Trym are held at Bristol Archives (reference P/HTW)

Baptisms: 1559-1979

Marriages: 1559-1972

Burials 1559-1934



For more information about Bristol Archives please visit www.bristol.gov.uk/archives or phone 0117 922 4224

Resources available at Gloucestershire Archives:

Parish register transcripts:	Baptisms, Marriages and Burials 1559-1713
------------------------------	---

Parish register index:	Marriages 1559-1713 (Roes Marriage Index – brides and grooms)
------------------------	---

Monumental inscriptions:	Pre-1882, in Bigland's 'Historical, Monumental and Genealogical Collections relative to the county of Gloucester'
--------------------------	---

REMEMBER *We are here to help. If you have any questions or problems, please don't hesitate to ask.*

Westcote, St Mary the Virgin (registers start from 1630)

Westcote is an ancient parish in the Diocese of Gloucester.

Parish registers on Ancestry:

For most parishes, you can see digital images of registers of baptisms and confirmations up to the end of 1913, marriages and banns up to the end of 1938, and burials up to the end of 1988 via the Ancestry website. All the registers on Ancestry have been indexed and can be accessed from the website by name or by place. (You can also access most registers of confirmations up to and including 1913 via the Ancestry website)



Parish registers at Gloucestershire Archives

We may also hold later or additional registers which have not been digitised. You can find details of **all the parish registers we currently hold for Westcote** by searching our online catalogue for finding reference **P356/IN/1**. Once you have got your hitlist, make sure you see the full catalogue entry for each register of interest by clicking on its finding reference (to the left of the entry). The full catalogue entry will tell you whether or not the register has been digitised by Ancestry. If you are interested in a register which has not been digitised by Ancestry, you will need to visit us to access it. The catalogue entry will tell you whether you can see the register on microfilm/microfiche, or whether you will need to pre-order the original register to view in the searchroom.

Bishops' Transcripts (contemporary copies of the parish registers sent to the Bishop)

These survive for Westcote for the years: 1813-1859

You can see digital images of these documents via the Ancestry website. They have been indexed and can be accessed by name or place.

You can access the Ancestry website for free from Gloucestershire Archives or any Gloucestershire Library with wi-fi, or from home with a subscription to www.ancestry.co.uk

Need some help to find what you're looking for? Try these:

Gloucestershire Family History Society Marriage Index	Covers ALL marriages in Gloucestershire 1800-1837
Parish register transcripts:	Marriages 1630-1812 (Phillimore volumes – light green)
Parish register index:	Marriages 1630-1812 (Roe's Marriage Index brides & grooms)
Monumental inscriptions:	Pre-1885, in Bigland's 'Historical, Monumental and Genealogical Collections relative to the county of Gloucester'

Not in the Parish Registers? Try:

Non Conformist Registers:	Westcote (Methodist). <u>See the Non-conformist Records Guide.</u>
Neighbouring parishes:	Try Bledington, Icomb, Wick Rissington, Little Rissington, Great Rissington or parishes in Oxfordshire. (See Map)

Want to know more?

Take a look at our research mini guides: Parish Registers (research mini guide 4), Bishops Transcripts (research mini guide 11), Marriage Licences (research mini guide 17), Marriage Indexes (research mini guide 28), Civil Certificates (research mini guide 24), Graves (research mini guide 27), Civil Cemeteries (research mini guide 2), Non-conformist Records (research mini guide 3)

Our wide range of research mini guides have been compiled by experts to help you find, use and understand key records. You can find them on site and online.

Westerleigh, St James the Great

Westerleigh is a parish in the Diocese of Bristol.



The registers for Westerleigh are held at Bristol Archives (reference P/W)

Baptisms: 1693-1968
Marriages: 1694-1991
Burials 1693-1882

For more information about Bristol Archives please visit www.bristol.gov.uk/archives or phone 0117 922 4224

Resources available at Gloucestershire Archives:

Parish register transcripts:	Marriages 1813-1837 (Roes Marriage Index Bristol vol. 2)
Monumental inscriptions:	Pre-1885, in Bigland's 'Historical, Monumental and Genealogical Collections relative to the county of Gloucester' 1997 (GAL/K3/54755GS – on the open shelves)

Bishops' Transcripts (contemporary copies of the parish registers sent to the Bishop)

These survive for Westerleigh for the years: 1813-1859

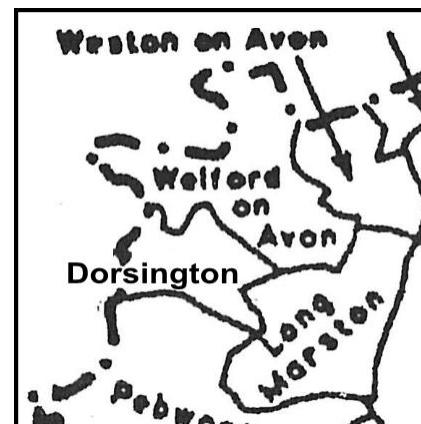
You can see digital images of these documents via the Ancestry website. They have been indexed and can be accessed by name or place.

You can access the Ancestry website for free from Gloucestershire Archives or any Gloucestershire Library with wi-fi, or from home with a subscription to www.ancestry.co.uk

REMEMBER *We are here to help. If you have any questions or problems, please don't hesitate to ask.*

Weston-on-Avon, All Saints

Weston-on-Avon is an ancient parish in the Diocese of Gloucester. It was transferred from Gloucestershire to Warwickshire in 1931.



The registers for Weston-on-Avon are held at Warwickshire County Record Office

The following dates are covered:

Baptisms: 1686-1997

Marriages: 1690-1999

Burials 1685-1999

For more information about Warwickshire County Record Office please visit www.warwickshire.gov.uk/cro or phone 01926 738959

Resources available at Gloucestershire Archives:

Parish register transcripts:	Marriages 1690-1810 (Phillimore vol. IV – light green)
Parish register index:	Marriages 1690-1810 (Roe's Marriage Index brides & grooms)
Monumental inscriptions:	Pre-1882, in Bigland's 'Historical, Monumental and Genealogical Collections relative to the county of Gloucester'

Bishops' Transcripts (contemporary copies of the parish registers sent to the Bishop)

These survive for Westcote for the years: 1713-1716, 1719-1720, 1729-1774, 1776-1787, 1789-1803, 1805-1812, 1813-1859

You can see digital images of these documents via the Ancestry website. They have been indexed and can be accessed by name or place.

You can access the Ancestry website for free from Gloucestershire Archives or any Gloucestershire Library with wi-fi, or from home with a subscription to www.ancestry.co.uk

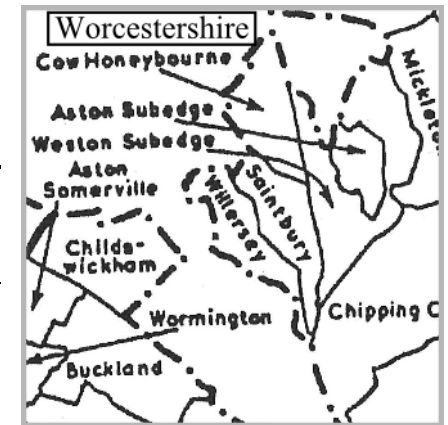
REMEMBER *We are here to help. If you have any questions or problems, please don't hesitate to ask.*

Weston-sub-Edge, St Lawrence (registers start from 1654)

Weston-sub-Edge is an ancient parish in the Diocese of Gloucester. It has been united with Aston-sub-Edge since 1930.

Parish registers on Ancestry:

For most parishes, you can see digital images of registers of baptisms and confirmations up to the end of 1913, marriages and banns up to the end of 1938, and burials up to the end of 1988 via the Ancestry website. All the registers on Ancestry have been indexed and can be accessed from the website by name or by place. (You can also access most registers of confirmations up to and including 1913 via the Ancestry website)



Parish registers at Gloucestershire Archives

We may also hold later or additional registers which have not been digitised. You can find details of **all the parish registers we currently hold for Weston-sub-Edge** by searching our online catalogue for finding reference **P360/IN/1**. Once you have got your hitlist, make sure you see the full catalogue entry for each register of interest by clicking on its finding reference (to the left of the entry). The full catalogue entry will tell you whether or not the register has been digitised by Ancestry. If you are interested in a register which has not been digitised by Ancestry, you will need to visit us to access it. The catalogue entry will tell you whether you can see the register on microfilm/microfiche, or whether you will need to pre-order the original register to view in the searchroom.

Bishops' Transcripts (contemporary copies of the parish registers sent to the Bishop)

These survive for Weston-sub-Edge for the years: 1612-1613, 1617-1618, 1620-1627, 1629, 1637-1638, 1661, 1663-1664, 1669-1670, 1672, 1675, 1677-1688, 1690-1696, 1698-1785, 1787-1803, 1805-12, 1813-1859

You can see digital images of these documents via the Ancestry website. They have been indexed and can be accessed by name or place.

You can access the Ancestry website for free from Gloucestershire Archives or any Gloucestershire Library with wi-fi, or from home with a subscription to www.ancestry.co.uk

Need some help to find what you're looking for? Try these:

Gloucestershire Family History Society Marriage Index	Covers ALL marriages in Gloucestershire 1800-1837
Parish register transcripts:	Marriages 1612-1812 (Phillimore vol. IV – light green)
Parish register index:	Marriages 1612-1812 (Roe's Marriage Index brides & grooms)
Monumental inscriptions:	Pre-1885, in Bigland's 'Historical, Monumental and Genealogical Collections relative to the county of Gloucester'

Not in the Parish Registers? Try:

Non Conformist Registers:	There are no non-conformist records for Weston-sub-Edge deposited. But try: Chipping Campden (Baptist) <u>See the Non-conformist Records Guide.</u>
Neighbouring parishes:	Try Aston-sub-Edge, Cow Honeybourne, Chipping Campden, Saintbury or parishes in Worcestershire (See Map)

Want to know more?

Take a look at our research mini guides: Parish Registers (research mini guide 4), Bishops Transcripts (research mini guide 11), Marriage Licences (research mini guide 17), Marriage Indexes (research mini guide 28), Civil Certificates (research mini guide 24), Graves (research mini guide 27), Civil Cemeteries (research mini guide 2), Non-conformist Records (research mini guide 3)

Our wide range of research mini guides have been compiled by experts to help you find, use and understand key records. You can find them on site and online.

Westonbirt, St Catherine (registers start from 1594)

Westonbirt is an ancient parish in the Diocese of Gloucester. It has been united with Lasborough since 1868. Westonbirt church closed in 1996.

Parish registers on Ancestry:

For most parishes, you can see digital images of registers of baptisms and confirmations up to the end of 1913, marriages and banns up to the end of 1938, and burials up to the end of 1988 via the Ancestry website. All the registers on Ancestry have been indexed and can be accessed from the website by name or by place. (You can also access most registers of confirmations up to and including 1913 via the Ancestry website)



Parish registers at Gloucestershire Archives

We may also hold later or additional registers which have not been digitised. You can find details of **all the parish registers we currently hold for Westonbirt** by searching our online catalogue for finding reference **P359/IN/1**. Once you have got your hitlist, make sure you see the full catalogue entry for each register of interest by clicking on its finding reference (to the left of the entry). The full catalogue entry will tell you whether or not the register has been digitised by Ancestry. If you are interested in a register which has not been digitised by Ancestry, you will need to visit us to access it. The catalogue entry will tell you whether you can see the register on microfilm/microfiche, or whether you will need to pre-order the original register to view in the searchroom.

Bishops' Transcripts (contemporary copies of the parish registers sent to the Bishop)

These survive for Westonbirt for the years: 1610, 1612-1613, 1616-1617, 1620-1625, 1628-1629, 1637-1640, 1662-1663, 1667-1668, 1676, 1680-1682, 1684-1687, 1689, 1691, 1703-1722, 1724-1738, 1740-1766, 1769-1788, 1789-1812, 1813-1859

You can see digital images of these documents via the Ancestry website. They have been indexed and can be accessed by name or place.

You can access the Ancestry website for free from Gloucestershire Archives or any Gloucestershire Library with wi-fi, or from home with a subscription to www.ancestry.co.uk

Need some help to find what you're looking for? Try these:

Gloucestershire Family History Society Marriage Index	Covers ALL marriages in Gloucestershire 1800-1837
Parish register transcripts:	Marriages 1596-1812 (Phillimore vol. VI – light green) Marriages 1813-1837 (Roe's Marriage Index vol. 5 - blue)
Parish register index:	Marriages 1596-1812 (Roe's Marriage Index brides & grooms)
Monumental inscriptions:	Pre-1885, in Bigland's 'Historical, Monumental and Genealogical Collections relative to the county of Gloucester'

Not in the Parish Registers? Try:

Non Conformist Registers:	There are no non-conformist records for Westonbirt deposited. But try: Tetbury (Baptist, Congregational, Methodist) <u>See the Non-conformist Records Guide.</u>
Neighbouring parishes:	Try Lasborough, Boxwell with Leighterton, Newington Bagpath, Kingscote, Beverstone, Tetbury or Shipton Moyne (See Map)

Want to know more?

Take a look at our research mini guides: Parish Registers (research mini guide 4), Bishops Transcripts (research mini guide 11), Marriage Licences (research mini guide 17), Marriage Indexes (research mini guide 28), Civil Certificates (research mini guide 24), Graves (research mini guide 27), Civil Cemeteries (research mini guide 2), Non-conformist Records (research mini guide 3)

Our wide range of research mini guides have been compiled by experts to help you find, use and understand key records. You can find them on site and online.

Whaddon, St Margaret (registers start from 1674)

Whaddon is a parish in the Diocese of Gloucester. It was united with Brookthorpe in 1840. The parish was renamed Brookthorpe-with-Whaddon in 1956.

Parish registers on Ancestry:

For most parishes, you can see digital images of registers of baptisms and confirmations up to the end of 1913, marriages and banns up to the end of 1938, and burials up to the end of 1988 via the Ancestry website. All the registers on Ancestry have been indexed and can be accessed from the website by name or by place. (You can also access most registers of confirmations up to and including 1913 via the Ancestry website)



Parish registers at Gloucestershire Archives

We may also hold later or additional registers which have not been digitised. You can find details of **all the parish registers we currently hold for Whaddon** by searching our online catalogue for finding reference **P361/IN/1**. Once you have got your hitlist, make sure you see the full catalogue entry for each register of interest by clicking on its finding reference (to the left of the entry). The full catalogue entry will tell you whether or not the register has been digitised by Ancestry. If you are interested in a register which has not been digitised by Ancestry, you will need to visit us to access it. The catalogue entry will tell you whether you can see the register on microfilm/microfiche, or whether you will need to pre-order the original register to view in the searchroom.

Bishops' Transcripts (contemporary copies of the parish registers sent to the Bishop)

These survive for Whaddon for the years: 1617-1618, 1620-1625, 1627-1629, 1632, 1636-1639, 1663, 1665, 1670, 1676-1737, 1740-1812, 1813-1859

You can see digital images of these documents via the Ancestry website. They have been indexed and can be accessed by name or place.

You can access the Ancestry website for free from Gloucestershire Archives or any Gloucestershire Library with wi-fi, or from home with a subscription to www.ancestry.co.uk

Need some help to find what you're looking for? Try these:

Gloucestershire Family History Society Marriage Index	Covers ALL marriages in Gloucestershire 1800-1837
Parish register transcripts:	Marriages 1620-1812 (Phillimore vol. XIII – light green) Marriages 1813-1837 (Roe's Marriage Index vols. VI - blue)
Parish register index:	Marriages 1620-1812 (Roe's Marriage Index brides & grooms)
Monumental inscriptions:	Pre-1885, in Bigland's 'Historical, Monumental and Genealogical Collections relative to the county of Gloucester'

Not in the Parish Registers? Try:

Non Conformist Registers:	There are no non-conformist records for Whaddon deposited. But try: Gloucester (Baptist, Church of Christ [Derby Road Tabernacle], Congregational, Countess of Huntingdon, Jewish, Methodist, Presbyterian, Roman Catholic, Quaker, Unitarian) <u>See the Non-conformist Records Guide.</u>
Neighbouring parishes:	Try Brookthorpe, Quedgeley, Hardwicke, Haresfield, Upton St Leonards or Gloucester (See Map)

Want to know more?

Take a look at our research mini guides: Parish Registers (research mini guide 4), Bishops Transcripts (research mini guide 11), Marriage Licences (research mini guide 17), Marriage Indexes (research mini guide 28), Civil Certificates (research mini guide 24), Graves (research mini guide 27), Civil Cemeteries (research mini guide 2), Non-conformist Records (research mini guide 3)

Our wide range of research mini guides have been compiled by experts to help you find, use and understand key records. You can find them on site and online.

Wheatenhurst

See Whitminster

REMEMBER *We are here to help. If you have any questions or problems, please don't hesitate to ask.*

Whiteshill, St Paul (registers start from 1845)

Whiteshill is an ecclesiastical parish in the Diocese of Gloucester. It was formed from Standish and Stroud in 1844.

Parish registers on Ancestry:

For most parishes, you can see digital images of registers of baptisms and confirmations up to the end of 1913, marriages and banns up to the end of 1938, and burials up to the end of 1988 via the Ancestry website. All the registers on Ancestry have been indexed and can be accessed from the website by name or by place. (You can also access most registers of confirmations up to and including 1913 via the Ancestry website)



Parish registers at Gloucestershire Archives

We may also hold later or additional registers which have not been digitised. You can find details of **all the parish registers we currently hold for Whiteshill** by searching our online catalogue for finding reference **P363/IN/1**. Once you have got your hitlist, make sure you see the full catalogue entry for each register of interest by clicking on its finding reference (to the left of the entry). The full catalogue entry will tell you whether or not the register has been digitised by Ancestry. If you are interested in a register which has not been digitised by Ancestry, you will need to visit us to access it. The catalogue entry will tell you whether you can see the register on microfilm/microfiche, or whether you will need to pre-order the original register to view in the searchroom.

You can access the Ancestry website for free from Gloucestershire Archives or any Gloucestershire Library with wi-fi, or from home with a subscription to www.ancestry.co.uk

Not in the Parish Registers? Try:

Non Conformist Registers: There are no non-conformist records for Whiteshill deposited.
But try: Stroud (Baptist, Congregational, Methodist)
See the Non-conformist Records Guide.

Neighbouring parishes: Try Stroud, Standish, Randwick, Harescombe, Pitchcombe, Cainscross or Painswick (See Map)

Want to know more?

Take a look at our research mini guides: Parish Registers (research mini guide 4), Bishops Transcripts (research mini guide 11), Marriage Licences (research mini guide 17), Marriage Indexes (research mini guide 28), Civil Certificates (research mini guide 24), Graves (research mini guide 27), Civil Cemeteries (research mini guide 2), Non-conformist Records (research mini guide 3)

Our wide range of research mini guides have been compiled by experts to help you find, use and understand key records. You can find them on site and online.

Whitminster (also known as Wheatenhurst), St Andrew (registers start from 1538)

Whitminster is an ancient parish in the Diocese of Gloucester. It has been united with Framilode, Fretherne and Saul since 1933. The parish used to be known as Wheatenhurst, but the name was officially changed to Whitminster in 1945.



Parish registers on Ancestry:

For most parishes, you can see digital images of registers of baptisms and confirmations up to the end of 1913, marriages and banns up to the end of 1938, and burials up to the end of 1988 via the Ancestry website. All the registers on Ancestry have been indexed and can be accessed from the website by name or by place. (You can also access most registers of confirmations up to and including 1913 via the Ancestry website)

Parish registers at Gloucestershire Archives

We may also hold later or additional registers which have not been digitised. You can find details of **all the parish registers we currently hold for Whitminster** by searching our online catalogue for finding reference **P362/IN/1**. Once you have got your hitlist, make sure you see the full catalogue entry for each register of interest by clicking on its finding reference (to the left of the entry). The full catalogue entry will tell you whether or not the register has been digitised by Ancestry. If you are interested in a register which has not been digitised by Ancestry, you will need to visit us to access it. The catalogue entry will tell you whether you can see the register on microfilm/microfiche, or whether you will need to pre-order the original register to view in the searchroom.

Bishops' Transcripts (contemporary copies of the parish registers sent to the Bishop)

These survive for Whitminster for the years: 1571-1578, 1604-1606, 1609, 1612, 1616-1617, 1620, 1623-1624, 1627, 1629, 1632-1633, 1637-1638, 1661, 1664-1666, 1669-1670, 1672, 1674-1704, 1706-1812, 1813-1859

You can see digital images of these documents via the Ancestry website. They have been indexed and can be accessed by name or place.

You can access the Ancestry website for free from Gloucestershire Archives or any Gloucestershire Library with wi-fi, or from home with a subscription to www.ancestry.co.uk

Need some help to find what you're looking for? Try these:

Gloucestershire Family History Society Marriage Index	Covers ALL marriages in Gloucestershire 1800-1837
Parish register transcripts:	Marriages 1538-1837 (Roe's Marriage Index vols. 1, 1A & 3- blue)
Parish register index:	Marriages 1538-1837 (Roe's Marriage Index vols. 1, 1A & 3- blue)
Monumental inscriptions:	Pre-1885, in Bigland's 'Historical, Monumental and Genealogical Collections relative to the county of Gloucester'

Not in the Parish Registers? Try:

Non Conformist Registers:	Whitminster (Methodist). <u>See the Non-conformist Records Guide.</u>
Neighbouring parishes:	Try Framilode, Fretherne, Saul, Frampton-on-Severn, Eastington, Standish or Moreton Valance (See Map)

Want to know more?

Take a look at our research mini guides: Parish Registers (research mini guide 4), Bishops Transcripts (research mini guide 11), Marriage Licences (research mini guide 17), Marriage Indexes (research mini guide 28), Civil Certificates (research mini guide 24), Graves (research mini guide 27), Civil Cemeteries (research mini guide 2), Non-conformist Records (research mini guide 3)

Our wide range of research mini guides have been compiled by experts to help you find, use and understand key records. You can find them on site and online.

Whittington, St Bartholomew (registers start from 1539)

Whittington is an ancient parish in the Diocese of Gloucester. It should not be confused with the nearby parish of Withington.

Parish registers on Ancestry:

For most parishes, you can see digital images of registers of baptisms and confirmations up to the end of 1913, marriages and banns up to the end of 1938, and burials up to the end of 1988 via the Ancestry website. All the registers on Ancestry have been indexed and can be accessed from the website by name or by place. (You can also access most registers of confirmations up to and including 1913 via the Ancestry website)



Parish registers at Gloucestershire Archives

We may also hold later or additional registers which have not been digitised. You can find details of **all the parish registers we currently hold for Whittington** by searching our online catalogue for finding reference **P364/IN/1**. Once you have got your hitlist, make sure you see the full catalogue entry for each register of interest by clicking on its finding reference (to the left of the entry). The full catalogue entry will tell you whether or not the register has been digitised by Ancestry. If you are interested in a register which has not been digitised by Ancestry, you will need to visit us to access it. The catalogue entry will tell you whether you can see the register on microfilm/microfiche, or whether you will need to pre-order the original register to view in the searchroom.

Bishops' Transcripts (contemporary copies of the parish registers sent to the Bishop)

These survive for Whittington for the years: 1602, 1605-06, 1608-09, 1612, 1616-17, 1620, 1621-22, 1624-26, 1628-29, 1631, 1637-38, 1640, 1660, 1680-81, 1685-87, 1690, 1692-1700, 1702-24, 1726-39, 1741-1754, 1755-1812, 1813-1859

You can see digital images of these documents via the Ancestry website. They have been indexed and can be accessed by name or place.

You can access the Ancestry website for free from Gloucestershire Archives or any Gloucestershire Library with wi-fi, or from home with a subscription to www.ancestry.co.uk

Need some help to find what you're looking for? Try these:

Gloucestershire Family History Society Marriage Index	Covers ALL marriages in Gloucestershire 1800-1837
---	---

Monumental inscriptions:	1989 (GAL/K3/47212GS – available on the open shelves)
--------------------------	--

Not in the Parish Registers? Try:

Non Conformist Registers:	There are no non-conformist records for Whittington deposited.
---------------------------	--

See the Non-conformist Records Guide.

Neighbouring parishes:	Try Sevenhampton, Shipton Oliffe, Withington, Dowdeswell, Charlton Kings, Prestbury or Cheltenham (See Map)
------------------------	---

Want to know more?

Take a look at our research mini guides: Parish Registers (research mini guide 4), Bishops Transcripts (research mini guide 11), Marriage Licences (research mini guide 17), Marriage Indexes (research mini guide 28), Civil Certificates (research mini guide 24), Graves (research mini guide 27), Civil Cemeteries (research mini guide 2), Non-conformist Records (research mini guide 3)

Our wide range of research mini guides have been compiled by experts to help you find, use and understand key records. You can find them on site and online.

Wick, St Bartholomew

Wick is a parish in the Diocese of Bristol. It was created in 1880 from the parish of Abson.

The registers for Wick are held at Bristol Archives (reference P/Wick)

Baptisms:	1880-1933
Marriages:	1881-1989
Burials	1880-1958



For more information about Bristol Archives please visit www.bristol.gov.uk/archives or phone 0117 922 4224

Resources available at Gloucestershire Archives:

Parish register transcripts:	Marriages 1814-1836 (Roes Marriage Index Bristol vol. 2)
------------------------------	--

Our wide range of research mini guides have been compiled by experts to help you find, use and understand key records. You can find them on site and online.

REMEMBER *We are here to help. If you have any questions or problems, please don't hesitate to ask.*

Wickwar, Holy Trinity (registers start from 1689)

Wickwar is an ancient parish in the Diocese of Gloucester.

Parish registers on Ancestry:

For most parishes, you can see digital images of registers of baptisms and confirmations up to the end of 1913, marriages and banns up to the end of 1938, and burials up to the end of 1988 via the Ancestry website. All the registers on Ancestry have been indexed and can be accessed from the website by name or by place. (You can also access most registers of confirmations up to and including 1913 via the Ancestry website)



Parish registers at Gloucestershire Archives

We may also hold later or additional registers which have not been digitised. You can find details of **all the parish registers we currently hold for Wickwar** by searching our online catalogue for finding reference **P366/IN/1**. Once you have got your hitlist, make sure you see the full catalogue entry for each register of interest by clicking on its finding reference (to the left of the entry). The full catalogue entry will tell you whether or not the register has been digitised by Ancestry. If you are interested in a register which has not been digitised by Ancestry, you will need to visit us to access it. The catalogue entry will tell you whether you can see the register on microfilm/microfiche, or whether you will need to pre-order the original register to view in the searchroom.

Bishops' Transcripts (contemporary copies of the parish registers sent to the Bishop)

These survive for Wickwar for the years: 1578-1579, 1605, 1617, 1621-1625, 1629, 1632, 1637-1640, 1660-1664, 1667, 1669-1675, 1677-1695, 1697-1704, 1706-1812, 1813-1859

You can see digital images of these documents via the Ancestry website. They have been indexed and can be accessed by name or place.

You can access the Ancestry website for free from Gloucestershire Archives or any Gloucestershire Library with wi-fi, or from home with a subscription to www.ancestry.co.uk

Need some help to find what you're looking for? Try these:

Gloucestershire Family History Society Marriage Index	Covers ALL marriages in Gloucestershire 1800-1837
Parish register transcripts:	Baptisms and Burials 1664-1688 (Roe's Marriage Index vol. 4 - blue) Marriages 1637-1688 (Roe's Marriage Index vol. 4 - blue) Marriages 1689-1812 (Phillimore volumes – light green) Marriages 1813-1837 (Roe's Marriage Index vol. 5 - blue)
Parish register index:	Marriages 1689-1812 (Roe's Marriage Index brides & grooms)
Monumental inscriptions:	Pre-1885, in Bigland's 'Historical, Monumental and Genealogical Collections relative to the county of Gloucester'

Not in the Parish Registers? Try:

Non Conformist Registers:	Wickwar (Congregational). <u>See the Non-conformist Records Guide.</u>
Neighbouring parishes:	Try Yate, Rangeworthy, Tytherington, Cromhall, Charfield, Kingswood, Hawkesbury or Horton (See Map)

Want to know more?

Take a look at our research mini guides: Parish Registers (research mini guide 4), Bishops Transcripts (research mini guide 11), Marriage Licences (research mini guide 17), Marriage Indexes (research mini guide 28), Civil Certificates (research mini guide 24), Graves (research mini guide 27), Civil Cemeteries (research mini guide 2), Non-conformist Records (research mini guide 3)

Our wide range of research mini guides have been compiled by experts to help you find, use and understand key records. You can find them on site and online.

Widford, St Oswald

The parish of Widford used to be in the Diocese of Gloucester but was transferred to the Diocese of Oxford in 1837. The parish moved counties from Gloucestershire to Oxfordshire in 1844. It was renamed Swinbrook with Widford.

The registers for Widford are held at Oxfordshire Record Office (Ref: PAR289)

The following dates are covered:

Baptisms: 1751-1975
Marriages: 1753-1864
Burials 1754-1989

For more information about Oxfordshire Record Office please visit www.oxfordshire.gov.uk/records or phone 01865 398200

Resources available at Gloucestershire Archives:

Monumental inscriptions:	Pre-1885, in Bigland's 'Historical, Monumental and Genealogical Collections relative to the county of Gloucester'
--------------------------	---

Bishops' Transcripts (contemporary copies of the parish registers sent to the Bishop)

These survive for Widford for the years: 1606, 1685-1686, 1700, 1706, 1708, 1715-1725, 1731-1732, 1737-1738, 1740-1768, 1770-1771, 1774-1775, 1777-1785, 1787-1794, 1796-1803, 1805-1808, 1810-1812, 1813-1859

You can see digital images of these documents via the Ancestry website. They have been indexed and can be accessed by name or place.

You can access the Ancestry website for free from Gloucestershire Archives or any Gloucestershire Library with wi-fi, or from home with a subscription to www.ancestry.co.uk

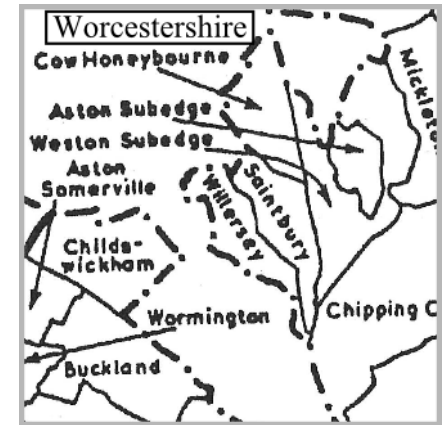
REMEMBER *We are here to help. If you have any questions or problems, please don't hesitate to ask.*

Willersey, St Peter (registers start from 1721)

Willersey is an ancient parish in the Diocese of Gloucester. It has been united with Saintbury since 1924.

Parish registers on Ancestry:

For most parishes, you can see digital images of registers of baptisms and confirmations up to the end of 1913, marriages and banns up to the end of 1938, and burials up to the end of 1988 via the Ancestry website. All the registers on Ancestry have been indexed and can be accessed from the website by name or by place. (You can also access most registers of confirmations up to and including 1913 via the Ancestry website)



Parish registers at Gloucestershire Archives

We may also hold later or additional registers which have not been digitised. You can find details of **all the parish registers we currently hold for Willersey** by searching our online catalogue for finding reference **P367/IN/1**. Once you have got your hitlist, make sure you see the full catalogue entry for each register of interest by clicking on its finding reference (to the left of the entry). The full catalogue entry will tell you whether or not the register has been digitised by Ancestry. If you are interested in a register which has not been digitised by Ancestry, you will need to visit us to access it. The catalogue entry will tell you whether you can see the register on microfilm/microfiche, or whether you will need to pre-order the original register to view in the searchroom.

Bishops' Transcripts (contemporary copies of the parish registers sent to the Bishop)

These survive for Willersey for the years: 1580, 1606, 1620, 1622, 1625, 1627, 1629-1631, 1638-1639, 1660, 1662-1664, 1666, 1668-1670, 1672, 1675-1677, 1679-1696, 1698-1723, 1731-1749, 1750-1803, 1805-1812, 1813-1859

You can see digital images of these documents via the Ancestry website. They have been indexed and can be accessed by name or place.

You can access the Ancestry website for free from Gloucestershire Archives or any Gloucestershire Library with wi-fi, or from home with a subscription to www.ancestry.co.uk

Need some help to find what you're looking for? Try these:

Gloucestershire Family History Society Marriage Index	Covers ALL marriages in Gloucestershire 1800-1837
Parish register transcripts:	Marriages 1723-1812 (Phillimore vol. VI – light green) Baptisms 1721-1812 (Copy Register made 1900 - P367 IN 1/9 – needs to be ordered) Marriages 1723-1757 and Burials 1727-1812 (P367 IN 1/10 – needs to be ordered)
Parish register index:	Marriages 1723-1812 (Roe's Marriage Index brides & grooms)
Monumental inscriptions:	Pre-1885, in Bigland's 'Historical, Monumental and Genealogical Collections relative to the county of Gloucester'

Not in the Parish Registers? Try:

Non Conformist Registers:	There are no non-conformist records for Willersey. <u>See the Non-conformist Records Guide.</u>
Neighbouring parishes:	Try Saintbury, Shipping Campden or parishes in Worcestershire (See Map)

Want to know more?

Take a look at our research mini guides: Parish Registers (research mini guide 4), Bishops Transcripts (research mini guide 11), Marriage Licences (research mini guide 17), Marriage Indexes (research mini guide 28), Civil Certificates (research mini guide 24), Graves (research mini guide 27), Civil Cemeteries (research mini guide 2), Non-conformist Records (research mini guide 3)

Our wide range of research mini guides have been compiled by experts to help you find, use and understand key records. You can find them on site and online.

Winchcombe, St Peter (registers start from 1539)

Winchcombe is an ancient parish in the Diocese of Gloucester. It has been united with Sudeley Manor since 1921 and with Gretton chapelry since 1931. Stanley Pontlarge, a chapel of ease to Toddington, was transferred to Winchcombe in 1979.

Parish registers on Ancestry:

For most parishes, you can see digital images of registers of baptisms and confirmations up to the end of 1913, marriages and banns up to the end of 1938, and burials up to the end of 1988 via the Ancestry website. All the registers on Ancestry have been indexed and can be accessed from the website by name or by place. (You can also access most registers of confirmations up to and including 1913 via the Ancestry website)



Parish registers at Gloucestershire Archives

We may also hold later or additional registers which have not been digitised. You can find details of **all the parish registers we currently hold for Winchcombe** by searching our online catalogue for finding reference **P368/1/IN/1**. Once you have got your hitlist, make sure you see the full catalogue entry for each register of interest by clicking on its finding reference (to the left of the entry). The full catalogue entry will tell you whether or not the register has been digitised by Ancestry. If you are interested in a register which has not been digitised by Ancestry, you will need to visit us to access it. The catalogue entry will tell you whether you can see the register on microfilm/microfiche, or whether you will need to pre-order the original register to view in the searchroom.

Bishops' Transcripts (contemporary copies of the parish registers sent to the Bishop)

These survive for Winchcombe for the years: 1607, 1612, 1620-1621, 1623, 1638, 1660, 1664, 1667, 1669, 1672, 1675-1687 1690-1731, 1734-1812, 1813-1859

You can see digital images of these documents via the Ancestry website. They have been indexed and can be accessed by name or place.

You can access the Ancestry website for free from Gloucestershire Archives or any Gloucestershire Library with wi-fi, or from home with a subscription to www.ancestry.co.uk

Need some help to find what you're looking for? Try these:

Gloucestershire Family History Society Marriage Index	Covers ALL marriages in Gloucestershire 1800-1837
Parish register transcripts:	Marriages 1539-1812 (Phillimore vol. IX – light green) Baptisms 1539-1812 and Burials 1543-1812 (Parish transcripts – available on the open shelves)
Parish register index:	Marriages 1539-1812 (Roe's Marriage Index brides & grooms)
Monumental inscriptions:	Pre-1885, in Bigland's 'Historical, Monumental and Genealogical Collections relative to the county of Gloucester'

Not in the Parish Registers? Try:

Non Conformist Registers:	Winchcombe (Congregational, Roman Catholic). <u>See the Non-conformist Records Guide.</u>
Neighbouring parishes:	Try Sudeley, Pinnock & Hyde, Hailes, Didbrook, Toddington, Alderton, Prescott, Woodmancote, Southam or Charlton Abbots. (See Map)

Want to know more?

Take a look at our research mini guides: Parish Registers (research mini guide 4), Bishops Transcripts (research mini guide 11), Marriage Licences (research mini guide 17), Marriage Indexes (research mini guide 28), Civil Certificates (research mini guide 24), Graves (research mini guide 27), Civil Cemeteries (research mini guide 2), Non-conformist Records (research mini guide 3)

Our wide range of research mini guides have been compiled by experts to help you find, use and understand key records. You can find them on site and online.

Windrush, St Peter (registers start from 1586)

Windrush is an ancient parish in the Diocese of Gloucester. It has been united with Sherborne since 1776.

Parish registers on Ancestry:

For most parishes, you can see digital images of registers of baptisms and confirmations up to the end of 1913, marriages and banns up to the end of 1938, and burials up to the end of 1988 via the Ancestry website. All the registers on Ancestry have been indexed and can be accessed from the website by name or by place. (You can also access most registers of confirmations up to and including 1913 via the Ancestry website)



Parish registers at Gloucestershire Archives

We may also hold later or additional registers which have not been digitised. You can find details of **all the parish registers we currently hold for Windrush** by searching our online catalogue for finding reference **P369/IN/1**. Once you have got your hitlist, make sure you see the full catalogue entry for each register of interest by clicking on its finding reference (to the left of the entry). The full catalogue entry will tell you whether or not the register has been digitised by Ancestry. If you are interested in a register which has not been digitised by Ancestry, you will need to visit us to access it. The catalogue entry will tell you whether you can see the register on microfilm/microfiche, or whether you will need to pre-order the original register to view in the searchroom.

Bishops' Transcripts (contemporary copies of the parish registers sent to the Bishop)

These survive for Windrush for the years: 1605-1608, 1612, 1616, 1618, 1620-1628, 1637-1638, 1640, 1660-1662, 1664-1665, 1668-1670, 1672-1673, 1676-1684, 1686-1688, 1690, 1693-1695 and MF626 for 1697-1803, 1805-1812, 1813-1859

You can see digital images of these documents via the Ancestry website. They have been indexed and can be accessed by name or place.

You can access the Ancestry website for free from Gloucestershire Archives or any Gloucestershire Library with wi-fi, or from home with a subscription to www.ancestry.co.uk

Need some help to find what you're looking for? Try these:

Gloucestershire Family History Society Marriage Index

Covers ALL marriages in Gloucestershire 1800-1837

Monumental inscriptions:

Pre-1885, in Bigland's 'Historical, Monumental and Genealogical Collections relative to the county of Gloucester'

Not in the Parish Registers? Try:

Non Conformist Registers:

There are no non-conformist records for Windrush .

See the Non-conformist Records Guide.

Neighbouring parishes:

Try Sherborne, Great Barrington, Little Barrington, Aldsworth or parishes in Oxfordshire. (See Map)

Want to know more?

Take a look at our research mini guides: Parish Registers (research mini guide 4), Bishops Transcripts (research mini guide 11), Marriage Licences (research mini guide 17), Marriage Indexes (research mini guide 28), Civil Certificates (research mini guide 24), Graves (research mini guide 27), Civil Cemeteries (research mini guide 2), Non-conformist Records (research mini guide 3)

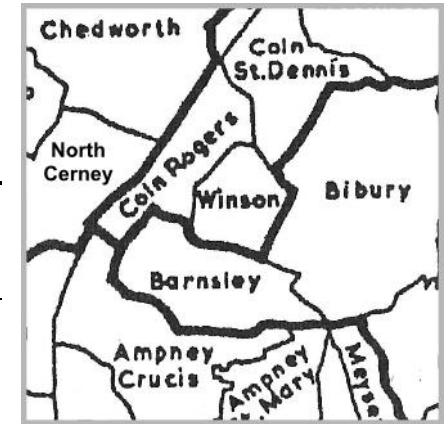
Our wide range of research mini guides have been compiled by experts to help you find, use and understand key records. You can find them on site and online.

Winson, St Michael (registers start from 1577)

Winson is an ecclesiastical parish in the Diocese of Gloucester. It is a chapelry annexed to Bibury, and has been united with Barnsley since 1932. It was formerly a tithing of Bibury, but has been a civil parish since 1894.

Parish registers on Ancestry:

For most parishes, you can see digital images of registers of baptisms and confirmations up to the end of 1913, marriages and banns up to the end of 1938, and burials up to the end of 1988 via the Ancestry website. All the registers on Ancestry have been indexed and can be accessed from the website by name or by place. (You can also access most registers of confirmations up to and including 1913 via the Ancestry website)



Parish registers at Gloucestershire Archives

We may also hold later or additional registers which have not been digitised. You can find details of **all the parish registers we currently hold for Winson** by searching our online catalogue for finding reference **P370/IN/1**. Once you have got your hitlist, make sure you see the full catalogue entry for each register of interest by clicking on its finding reference (to the left of the entry). The full catalogue entry will tell you whether or not the register has been digitised by Ancestry. If you are interested in a register which has not been digitised by Ancestry, you will need to visit us to access it. The catalogue entry will tell you whether you can see the register on microfilm/microfiche, or whether you will need to pre-order the original register to view in the searchroom.

Bishops' Transcripts (contemporary copies of the parish registers sent to the Bishop)

Please see Bibury

You can see digital images of these documents via the Ancestry website. They have been indexed and can be accessed by name or place.

You can access the Ancestry website for free from Gloucestershire Archives or any Gloucestershire Library with wi-fi, or from home with a subscription to www.ancestry.co.uk

Need some help to find what you're looking for? Try these:

Gloucestershire Family History Society Marriage Index Covers ALL marriages in Gloucestershire 1800-1837

Not in the Parish Registers? Try:

Non Conformist Registers: There are no non-conformist records for Winson
But try: Bibury (Baptist, Methodist).

See the Non-conformist Records Guide.

Neighbouring parishes: Try Bibury, Barnsley, Coln Rogers or Coln St Dennis. (See Map)

Want to know more?

Take a look at our research mini guides: Parish Registers (research mini guide 4), Bishops Transcripts (research mini guide 11), Marriage Licences (research mini guide 17), Marriage Indexes (research mini guide 28), Civil Certificates (research mini guide 24), Graves (research mini guide 27), Civil Cemeteries (research mini guide 2), Non-conformist Records (research mini guide 3)

Our wide range of research mini guides have been compiled by experts to help you find, use and understand key records. You can find them on site and online.

Winstone, St Bartholomew (registers start from 1540)

Winstone is an ancient parish in the Diocese of Gloucester. It was united with Miserden 1928-1949, and has been united with Elkstone and Syde since 1949.

Parish registers on Ancestry:

For most parishes, you can see digital images of registers of baptisms and confirmations up to the end of 1913, marriages and banns up to the end of 1938, and burials up to the end of 1988 via the Ancestry website. All the registers on Ancestry have been indexed and can be accessed from the website by name or by place. (You can also access most registers of confirmations up to and including 1913 via the Ancestry website)



Parish registers at Gloucestershire Archives

We may also hold later or additional registers which have not been digitised. You can find details of **all the parish registers we currently hold for Winstone** by searching our online catalogue for finding reference **P371/IN/1**. Once you have got your hitlist, make sure you see the full catalogue entry for each register of interest by clicking on its finding reference (to the left of the entry). The full catalogue entry will tell you whether or not the register has been digitised by Ancestry. If you are interested in a register which has not been digitised by Ancestry, you will need to visit us to access it. The catalogue entry will tell you whether you can see the register on microfilm/microfiche, or whether you will need to pre-order the original register to view in the searchroom.

Bishops' Transcripts (contemporary copies of the parish registers sent to the Bishop)

These survive for Winstone for the years: 1607, 1617, 1621-1622, 1624-1626, 1628-1629, 1632, 1636-1640, 1660-1665, 1667, 1669-1670, 1672, 1675, 1677-1678, 1680-1681, 1683, 1685-1687, 1689-1692, 1694-1696, 1698, 1700-1703, 1705-1713, 1715-1734, 1736-1756, 1758-1785, 1787, 1789-1791, 1793, 1795, 1797-1800, 1802-1805, 1807-1808, 1811-1812, 1813-1859

You can see digital images of these documents via the Ancestry website. They have been indexed and can be accessed by name or place.

You can access the Ancestry website for free from Gloucestershire Archives or any Gloucestershire Library with wi-fi, or from home with a subscription to www.ancestry.co.uk

Need some help to find what you're looking for? Try these:

Gloucestershire Family History Society Marriage Index	Covers ALL marriages in Gloucestershire 1800-1837
Parish register transcripts:	Marriages 1540-1837 (Phillimore vol. XVI– light green)
Parish register index:	Marriages 1540-1837 (Roe's Marriage Index brides & grooms)
Monumental inscriptions:	Pre-1885, in Bigland's 'Historical, Monumental and Genealogical Collections relative to the county of Gloucester'

Not in the Parish Registers? Try:

Non Conformist Registers:	There are no non-conformist records for Winstone. <u>See the Non-conformist Records Guide.</u>
Neighbouring parishes:	Try Miserden, Elkstone, Syde, North Cerney, Duntisbourne Abbots, Edgeworth or Brimpsfield. (See Map)

Want to know more?

Take a look at our research mini guides: Parish Registers (research mini guide 4), Bishops Transcripts (research mini guide 11), Marriage Licences (research mini guide 17), Marriage Indexes (research mini guide 28), Civil Certificates (research mini guide 24), Graves (research mini guide 27), Civil Cemeteries (research mini guide 2), Non-conformist Records (research mini guide 3)

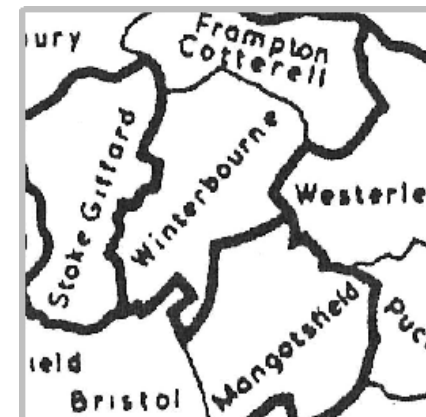
Our wide range of research mini guides have been compiled by experts to help you find, use and understand key records. You can find them on site and online.

Winterbourne, St Michael the Archangel

Winterbourne is a parish in the Diocese of Bristol.

The registers for Winterbourne are held at Bristol Archives (reference P/WI)

Baptisms: 1602-1965
Marriages: 1601-1986
Burials 1600-1960



For more information about Bristol Archives please visit www.bristol.gov.uk/archives or phone 0117 922 4224

Resources available at Gloucestershire Archives:

Parish register transcripts:	Marriages 1800-1837 (Roes Marriage Index Bristol vol. 2)
Parish register index:	Marriages 1600-1812 (Roes Marriage Index brides & grooms)
Monumental inscriptions:	Pre-1889, in Bigland's 'Historical, Monumental and Genealogical Collections relative to the county of Gloucester'

Our wide range of research mini guides have been compiled by experts to help you find, use and understand key records. You can find them on site and online.

REMEMBER *We are here to help. If you have any questions or problems, please don't hesitate to ask.*

Winterbourne Down, All Saints

Winterbourne Down is a parish in the Diocese of Bristol. It was created from the parish of Winterbourne in 1860.

The registers for Winterbourne Down are held at Bristol Archives (reference PWID)

Baptisms:	1858-1965
Marriages:	1861-1986
Burials	1861-1989



For more information about Bristol Archives please visit www.bristol.gov.uk/archives or phone 0117 922 4224

Our wide range of research mini guides have been compiled by experts to help you find, use and understand key records. You can find them on site and online.

REMEMBER *We are here to help. If you have any questions or problems, please don't hesitate to ask.*

Witcombe, Great

See Great Witcombe

REMEMBER *We are here to help. If you have any questions or problems, please don't hesitate to ask.*

Withington, St Michael & All Angels (registers start from 1609)

Withington is an ancient parish in the Diocese of Gloucester. It should not be confused with the parish of Whittington.

Parish registers on Ancestry:

For most parishes, you can see digital images of registers of baptisms and confirmations up to the end of 1913, marriages and banns up to the end of 1938, and burials up to the end of 1988 via the Ancestry website. All the registers on Ancestry have been indexed and can be accessed from the website by name or by place. (You can also access most registers of confirmations up to and including 1913 via the Ancestry website)



Parish registers at Gloucestershire Archives

We may also hold later or additional registers which have not been digitised. You can find details of **all the parish registers we currently hold for Withington** by searching our online catalogue for finding reference **P374/IN/1**. Once you have got your hitlist, make sure you see the full catalogue entry for each register of interest by clicking on its finding reference (to the left of the entry). The full catalogue entry will tell you whether or not the register has been digitised by Ancestry. If you are interested in a register which has not been digitised by Ancestry, you will need to visit us to access it. The catalogue entry will tell you whether you can see the register on microfilm/microfiche, or whether you will need to pre-order the original register to view in the searchroom.

Bishops' Transcripts (contemporary copies of the parish registers sent to the Bishop)

These survive for Withington for the years: 1600-1602, 1675, 1678, 1680-1689, 1691-1692, 1694-1695, 1697-1701, 1703, 1706-1709, 1711-1717, 1720-1722, 1728-29, 1734, 1736, 1738, 1740, 1743-46, 1749, 1753, 1756, 1758-1812, 1813-1859

You can see digital images of these documents via the Ancestry website. They have been indexed and can be accessed by name or place.

You can access the Ancestry website for free from Gloucestershire Archives or any Gloucestershire Library with wi-fi, or from home with a subscription to www.ancestry.co.uk

Need some help to find what you're looking for? Try these:

Gloucestershire Family History Society Marriage Index	Covers ALL marriages in Gloucestershire 1800-1837
---	---

Monumental inscriptions:	Pre-1889, in Bigland's 'Historical, Monumental and Genealogical Collections relative to the county of Gloucester' 1984 (D5102/20 – needs to be ordered)
--------------------------	--

Not in the Parish Registers? Try:

Non Conformist Registers:	Withington (Methodist). <u>See the Non-conformist Records Guide.</u>
---------------------------	--

Neighbouring parishes:	Try Dowdeswell, Shipton Oliffe, Compton Abdale, Chedworth, Colesbourne, or Coberley (See Map)
------------------------	--

Want to know more?

Take a look at our research mini guides: Parish Registers (research mini guide 4), Bishops Transcripts (research mini guide 11), Marriage Licences (research mini guide 17), Marriage Indexes (research mini guide 28), Civil Certificates (research mini guide 24), Graves (research mini guide 27), Civil Cemeteries (research mini guide 2), Non-conformist Records (research mini guide 3)

Our wide range of research mini guides have been compiled by experts to help you find, use and understand key records. You can find them on site and online.

REMEMBER We are here to help. If you have any questions or problems, please don't hesitate to ask.

Woodchester, St Mary (registers start from 1563)

Woodchester is an ancient parish in the Diocese of Gloucester.

Parish registers on Ancestry:

For most parishes, you can see digital images of registers of baptisms and confirmations up to the end of 1913, marriages and banns up to the end of 1938, and burials up to the end of 1988 via the Ancestry website. All the registers on Ancestry have been indexed and can be accessed from the website by name or by place. (You can also access most registers of confirmations up to and including 1913 via the Ancestry website)



Parish registers at Gloucestershire Archives

We may also hold later or additional registers which have not been digitised. You can find details of **all the parish registers we currently hold for Woodchester** by searching our online catalogue for finding reference **P375/IN/1**. Once you have got your hitlist, make sure you see the full catalogue entry for each register of interest by clicking on its finding reference (to the left of the entry). The full catalogue entry will tell you whether or not the register has been digitised by Ancestry. If you are interested in a register which has not been digitised by Ancestry, you will need to visit us to access it. The catalogue entry will tell you whether you can see the register on microfilm/microfiche, or whether you will need to pre-order the original register to view in the searchroom.

Bishops' Transcripts (contemporary copies of the parish registers sent to the Bishop)

These survive for Woodchester for the years: 1614, 1620, 1622-1626, 1632, 1638-1639, 1661, 1664-1665, 1667, 1670, 1675-1677, 1679-1734, 1736-1812, 1813-1859

You can see digital images of these documents via the Ancestry website. They have been indexed and can be accessed by name or place.

You can access the Ancestry website for free from Gloucestershire Archives or any Gloucestershire Library with wi-fi, or from home with a subscription to www.ancestry.co.uk

Need some help to find what you're looking for? Try these:

Gloucestershire Family History Society Marriage Index	Covers ALL marriages in Gloucestershire 1800-1837
Parish register transcripts:	Marriages 1813-1837 (Roe's Marriage Index vol. 6 - blue)
Parish register index:	Marriages 1563-1836 (Roe's Marriage Index brides & grooms)
Monumental inscriptions:	Pre-1889, in Bigland's 'Historical, Monumental and Genealogical Collections relative to the county of Gloucester'

Not in the Parish Registers? Try:

Non Conformist Registers:	Woodchester (Baptist, Roman Catholic). <u>See the Non-conformist Records Guide.</u>
Neighbouring parishes:	Try Kings Stanley, Stroud, Rodborough, Nailsworth or Nympsfield. (See Map)

Want to know more?

Take a look at our research mini guides: Parish Registers (research mini guide 4), Bishops Transcripts (research mini guide 11), Marriage Licences (research mini guide 17), Marriage Indexes (research mini guide 28), Civil Certificates (research mini guide 24), Graves (research mini guide 27), Civil Cemeteries (research mini guide 2), Non-conformist Records (research mini guide 3)

Our wide range of research mini guides have been compiled by experts to help you find, use and understand key records. You can find them on site and online.

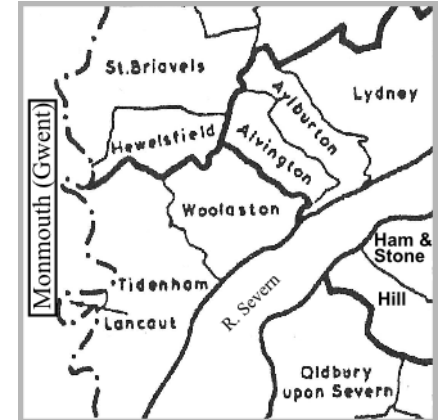
Woodmancote

See [Bishop's Cleeve](#)

REMEMBER *We are here to help. If you have any questions or problems, please don't hesitate to ask.*

Woolaston, St Andrew (registers start from 1688)

Woolaston is an ancient parish in the Diocese of Gloucester. The chapelry of Alvington is part of the parish. This parish should not be confused with the parish of Woolstone.



Parish registers on Ancestry:

For most parishes, you can see digital images of registers of baptisms and confirmations up to the end of 1913, marriages and banns up to the end of 1938, and burials up to the end of 1988 via the Ancestry website. All the registers on Ancestry have been indexed and can be accessed from the website by name or by place. (You can also access most registers of confirmations up to and including 1913 via the Ancestry website)

Parish registers at Gloucestershire Archives

We may also hold later or additional registers which have not been digitised. You can find details of **all the parish registers we currently hold for Woolaston** by searching our online catalogue for finding reference **P376/IN/1**. Once you have got your hitlist, make sure you see the full catalogue entry for each register of interest by clicking on its finding reference (to the left of the entry). The full catalogue entry will tell you whether or not the register has been digitised by Ancestry. If you are interested in a register which has not been digitised by Ancestry, you will need to visit us to access it. The catalogue entry will tell you whether you can see the register on microfilm/microfiche, or whether you will need to pre-order the original register to view in the searchroom.

Bishops' Transcripts (contemporary copies of the parish registers sent to the Bishop)

These survive for Woolaston for the years: 1587-1592, 1629-1630, 1640, 1670-1675, 1677-1678, 1700-1732, 1735-1738, 1741-1767, 1769-1772, 1774-1775, 1777, 1779-1784, 1786-1790, 1792-1796, 1798-1806, 1808, 1811-1812, 1813-1859

You can see digital images of these documents via the Ancestry website. They have been indexed and can be accessed by name or place.

You can access the Ancestry website for free from Gloucestershire Archives or any Gloucestershire Library with wi-fi, or from home with a subscription to www.ancestry.co.uk

Need some help to find what you're looking for? Try these:

Gloucestershire Family History Society Marriage Index	Covers ALL marriages in Gloucestershire 1800-1837
Parish register transcripts:	Marriages 1696-1837 (Phillimore vol. XIV– light green)
Parish register index:	Marriages 1696-1837 (Roe's Marriage Index brides & grooms)
Monumental inscriptions:	Pre-1889, in Bigland's 'Historical, Monumental and Genealogical Collections relative to the county of Gloucester'

Not in the Parish Registers? Try:

Non Conformist Registers: <u>See the Non-conformist Records Guide.</u>
Neighbouring parishes:	Try Alvington, Aylburton, Hewelsfield, Tidenham, St Briavels or parishes in Monmouthshire (See Map)

Want to know more?

Take a look at our research mini guides: Parish Registers (research mini guide 4), Bishops Transcripts (research mini guide 11), Marriage Licences (research mini guide 17), Marriage Indexes (research mini guide 28), Civil Certificates (research mini guide 24), Graves (research mini guide 27), Civil Cemeteries (research mini guide 2), Non-conformist Records (research mini guide 3)

Our wide range of research mini guides have been compiled by experts to help you find, use and understand key records. You can find them on site and online.

Woolstone, St Martin (surviving registers start from 1814)

Woolstone is an ancient parish in the Diocese of Gloucester. It has been united with Oxenton since 1928. It should not be confused with the parish of Woolaston. All the parish registers pre 1814 were destroyed in a fire at the Rectory in 1889.



Parish registers on Ancestry:

For most parishes, you can see digital images of registers of baptisms and confirmations up to the end of 1913, marriages and banns up to the end of 1938, and burials up to the end of 1988 via the Ancestry website. All the registers on Ancestry have been indexed and can be accessed from the website by name or by place. (You can also access most registers of confirmations up to and including 1913 via the Ancestry website)

Parish registers at Gloucestershire Archives

We may also hold later or additional registers which have not been digitised. You can find details of **all the parish registers we currently hold for Woolstone** by searching our online catalogue for finding reference **P377/IN/1**. Once you have got your hitlist, make sure you see the full catalogue entry for each register of interest by clicking on its finding reference (to the left of the entry). The full catalogue entry will tell you whether or not the register has been digitised by Ancestry. If you are interested in a register which has not been digitised by Ancestry, you will need to visit us to access it. The catalogue entry will tell you whether you can see the register on microfilm/microfiche, or whether you will need to pre-order the original register to view in the searchroom.

Bishops' Transcripts (contemporary copies of the parish registers sent to the Bishop)

These survive for Woolstone for the years: 1570, 1575, 1602, 1612, 1618, 1620-1621, 1623-1624, 1627, 1629, 1637-1638, 1660, 1662, 1664-1665, 1667, 1669-1670, 1672, 1675-1718, 1720-1728, 1730-1740, 1742-1747, 1749-1751, 1754-1755, 1757-1758, 1761-1764, 1768-1812, 1813-1859

You can see digital images of these documents via the Ancestry website. They have been indexed and can be accessed by name or place.

You can access the Ancestry website for free from Gloucestershire Archives or any Gloucestershire Library with wi-fi, or from home with a subscription to www.ancestry.co.uk

Need some help to find what you're looking for? Try these:

Gloucestershire Family History Society Marriage Index	Covers ALL marriages in Gloucestershire 1800-1837
Parish register transcripts:	Baptisms 1570-1867; Marriages 1573-1867; Burials 1570-1872 (Parish transcripts – on open shelves)
Monumental inscriptions:	Pre-1889, in Bigland's 'Historical, Monumental and Genealogical Collections relative to the county of Gloucester' 1997 (GAL/K3/47212GS – on open shelves)

Not in the Parish Registers? Try:

Non Conformist Registers:	There are no non-conformist records for Woolstone. <u>See the Non-conformist Records Guide.</u>
Neighbouring parishes:	Try Oxenton, Ashchurch, Stoke Orchard, Gotherington, Prescott or Alderton (See Map)

Want to know more?

Take a look at our research mini guides: Parish Registers (research mini guide 4), Bishops Transcripts (research mini guide 11), Marriage Licences (research mini guide 17), Marriage Indexes (research mini guide 28), Civil Certificates (research mini guide 24), Graves (research mini guide 27), Civil Cemeteries (research mini guide 2), Non-conformist Records (research mini guide 3)

Our wide range of research mini guides have been compiled by experts to help you find, use and understand key records. You can find them on site and online.

Wormington, St Katherine (registers start from 1719)

Wormington is an ancient parish in the Diocese of Gloucester. It has been united with Dumbleton since 1928.

Parish registers on Ancestry:

For most parishes, you can see digital images of registers of baptisms and confirmations up to the end of 1913, marriages and banns up to the end of 1938, and burials up to the end of 1988 via the Ancestry website. All the registers on Ancestry have been indexed and can be accessed from the website by name or by place. (You can also access most registers of confirmations up to and including 1913 via the Ancestry website)



Parish registers at Gloucestershire Archives

We may also hold later or additional registers which have not been digitised. You can find details of **all the parish registers we currently hold for Wormington** by searching our online catalogue for finding reference **P378/IN/1**. Once you have got your hitlist, make sure you see the full catalogue entry for each register of interest by clicking on its finding reference (to the left of the entry). The full catalogue entry will tell you whether or not the register has been digitised by Ancestry. If you are interested in a register which has not been digitised by Ancestry, you will need to visit us to access it. The catalogue entry will tell you whether you can see the register on microfilm/microfiche, or whether you will need to pre-order the original register to view in the searchroom.

Bishops' Transcripts (contemporary copies of the parish registers sent to the Bishop)

These survive for Wormington for the years: 1620, 1622-1625, 1629, 1638-1639, 1660-1663, 1665, 1667, 1669-1670, 1672, 1675-1688, 1692-1709, 1711-1712, 1714-1739, 1741-1746, 1748-1777, 1779-1781, 1783-1803, 1805-1812, 1813-1859

You can see digital images of these documents via the Ancestry website. They have been indexed and can be accessed by name or place.

You can access the Ancestry website for free from Gloucestershire Archives or any Gloucestershire Library with wi-fi, or from home with a subscription to www.ancestry.co.uk

Need some help to find what you're looking for? Try these:

Gloucestershire Family History Society Marriage Index	Covers ALL marriages in Gloucestershire 1800-1837
Parish register transcripts:	Marriages 1719-1812 (Phillimore vol. IV – light green)
Parish register index:	Marriages 1719-1812 (Roe's Marriage Index brides & grooms)
Monumental inscriptions:	Pre-1889, in Bigland's 'Historical, Monumental and Genealogical Collections relative to the county of Gloucester'

Not in the Parish Registers? Try:

Non Conformist Registers:	There are no non-conformist records for Womrington. But try: Toddington (Methodist) <u>See the Non-conformist Records Guide.</u>
Neighbouring parishes:	Try Dumbleton, Aston Sommersville, Buckland, Stanton or Toddington (See Map)

Want to know more?

Take a look at our research mini guides: Parish Registers (research mini guide 4), Bishops Transcripts (research mini guide 11), Marriage Licences (research mini guide 17), Marriage Indexes (research mini guide 28), Civil Certificates (research mini guide 24), Graves (research mini guide 27), Civil Cemeteries (research mini guide 2), Non-conformist Records (research mini guide 3)

Our wide range of research mini guides have been compiled by experts to help you find, use and understand key records. You can find them on site and online.

Wotton St Mary

See Gloucester St. Mary De Lode, (and Longlevens from 1895)

REMEMBER *We are here to help. If you have any questions or problems, please don't hesitate to ask.*

Wotton-under-Edge, St Mary the Virgin (registers start from 1571)

Wotton-under-Edge is an ancient parish in the Diocese of Gloucester.

Parish registers on Ancestry:

For most parishes, you can see digital images of registers of baptisms and confirmations up to the end of 1913, marriages and banns up to the end of 1938, and burials up to the end of 1988 via the Ancestry website. All the registers on Ancestry have been indexed and can be accessed from the website by name or by place. (You can also access most registers of confirmations up to and including 1913 via the Ancestry website)



Parish registers at Gloucestershire Archives

We may also hold later or additional registers which have not been digitised. You can find details of **all the parish registers we currently hold for Wotton-under-Edge** by searching our online catalogue for finding reference **P379/IN/1**. Once you have got your hitlist, make sure you see the full catalogue entry for each register of interest by clicking on its finding reference (to the left of the entry). The full catalogue entry will tell you whether or not the register has been digitised by Ancestry. If you are interested in a register which has not been digitised by Ancestry, you will need to visit us to access it. The catalogue entry will tell you whether you can see the register on microfilm/microfiche, or whether you will need to pre-order the original register to view in the searchroom.

Bishops' Transcripts (contemporary copies of the parish registers sent to the Bishop)

These survive for Wotton-under-Edge for the years: 1578, 1600, 1607, 1609, 1612, 1621, 1623, 1625-1626, 1634, 1637-1638, 1660-1662, 1664-1670, 1672-1703, 1705-1732, 1734-1742, 1744-1745, 1747-1750, 1756, 1758-760, 1764, 1766-1768, 1770-1774, 1776-1779, 1781-1786, 1788-1792, 1793-1803, 1805-1812, 1813-1859

You can see digital images of these documents via the Ancestry website. They have been indexed and can be accessed by name or place.

You can access the Ancestry website for free from Gloucestershire Archives or any Gloucestershire Library with wi-fi, or from home with a subscription to www.ancestry.co.uk

Need some help to find what you're looking for? Try these:

Gloucestershire Family History Society Marriage Index	Covers ALL marriages in Gloucestershire 1800-1837
Parish register transcripts:	Marriages 1660-1837 (Roe's Marriage Index vols. 2 & 3 - blue) Marriages 1571-1837 (Parish transcripts – on open shelves)
Monumental inscriptions:	Pre-1889, in Bigland's 'Historical, Monumental and Genealogical Collections relative to the county of Gloucester'

Not in the Parish Registers? Try:

Non Conformist Registers:	Wotton-under-Edge (Baptist, Tabernacle [Methodist then Congregationalist], Methodist, Presbyterian). <u>See the Non-conformist Records Guide.</u>
Neighbouring parishes:	Try North Nibley, Dursley, Uley, Kingscote, Owlpen, Ozleworth, Alderley or Kingswood. (See Map)

Want to know more?

Take a look at our research mini guides: Parish Registers (research mini guide 4), Bishops Transcripts (research mini guide 11), Marriage Licences (research mini guide 17), Marriage Indexes (research mini guide 28), Civil Certificates (research mini guide 24), Graves (research mini guide 27), Civil Cemeteries (research mini guide 2), Non-conformist Records (research mini guide 3)

Our wide range of research mini guides have been compiled by experts to help you find, use and understand key records. You can find them on site and online.

Wyck Rissington, St Laurence (registers start from 1739)

Wyck Rissington is an ancient parish in the Diocese of Gloucester.

Parish registers on Ancestry:

For most parishes, you can see digital images of registers of baptisms and confirmations up to the end of 1913, marriages and banns up to the end of 1938, and burials up to the end of 1988 via the Ancestry website. All the registers on Ancestry have been indexed and can be accessed from the website by name or by place. (You can also access most registers of confirmations up to and including 1913 via the Ancestry website)



Parish registers at Gloucestershire Archives

We may also hold later or additional registers which have not been digitised. You can find details of **all the parish registers we currently hold for Wyck Rissington** by searching our online catalogue for finding reference **P270/IN/1**. Once you have got your hitlist, make sure you see the full catalogue entry for each register of interest by clicking on its finding reference (to the left of the entry). The full catalogue entry will tell you whether or not the register has been digitised by Ancestry. If you are interested in a register which has not been digitised by Ancestry, you will need to visit us to access it. The catalogue entry will tell you whether you can see the register on microfilm/microfiche, or whether you will need to pre-order the original register to view in the searchroom.

Bishops' Transcripts (contemporary copies of the parish registers sent to the Bishop)

These survive for Wyck Rissington for the years: 1605-1606, 1608, 1612-1613, 1616-1617, 1620-1624, 1626, 1629, 1637, 1640, 1660, 1669, 1673, 1676-1689, 1693, 1696-1699, 1701-1706, 1708-1727, 1729, 1730-1733, 1735-1743, 1745-1747, 1749-1753, 1755-1774, 1776-1778, 1781-1788, 1790-1802, 1805-1812, 1813-1859

You can see digital images of these documents via the Ancestry website. They have been indexed and can be accessed by name or place.

You can access the Ancestry website for free from Gloucestershire Archives or any Gloucestershire Library with wi-fi, or from home with a subscription to www.ancestry.co.uk

Need some help to find what you're looking for? Try these:

Gloucestershire Family History Society Marriage Index	Covers ALL marriages in Gloucestershire 1800-1837
Parish register transcripts:	Marriages 1605-1838 (Phillimore vol. XIII – light green)
Parish register index:	Marriages 1605-1838 (Roe's Marriage Index brides & grooms)
Monumental inscriptions:	Pre-1873 in Bigland's 'Historical, Monumental and Genealogical Collections relative to the county of Gloucester'

Not in the Parish Registers? Try:

Non Conformist Registers:	There are no non-conformist records for Wyck Rissington. <u>See the Non-conformist Records Guide.</u>
Neighbouring parishes:	Try Mangersbury, Lower Slaughter, Bourton-on-the-Water, Little Rissington, Great Rissington, Westcote or Icomb. (See Map)

Want to know more?

Take a look at our research mini guides: Parish Registers (research mini guide 4), Bishops Transcripts (research mini guide 11), Marriage Licences (research mini guide 17), Marriage Indexes (research mini guide 28), Civil Certificates (research mini guide 24), Graves (research mini guide 27), Civil Cemeteries (research mini guide 2), Non-conformist Records (research mini guide 3)

Our wide range of research mini guides have been compiled by experts to help you find, use and understand key records. You can find them on site and online.

Yanworth, St Michael (registers start from 1695)

Yanworth is an ecclesiastical parish in the Diocese of Gloucester. It used to be a chapelry of the parish of Hazleton. It was united with Hampnett, Northleach and Stowell between 1930 and 1957 and has been united with Chedworth and Stowell since 1957.



Parish registers on Ancestry:

For most parishes, you can see digital images of registers of baptisms and confirmations up to the end of 1913, marriages and banns up to the end of 1938, and burials up to the end of 1988 via the Ancestry website. All the registers on Ancestry have been indexed and can be accessed from the website by name or by place. (You can also access most registers of confirmations up to and including 1913 via the Ancestry website)

Parish registers at Gloucestershire Archives

We may also hold later or additional registers which have not been digitised. You can find details of **all the parish registers we currently hold for Yanworth** by searching our online catalogue for finding reference **P404/IN/1**. Once you have got your hitlist, make sure you see the full catalogue entry for each register of interest by clicking on its finding reference (to the left of the entry). The full catalogue entry will tell you whether or not the register has been digitised by Ancestry. If you are interested in a register which has not been digitised by Ancestry, you will need to visit us to access it. The catalogue entry will tell you whether you can see the register on microfilm/microfiche, or whether you will need to pre-order the original register to view in the searchroom.

Bishops' Transcripts (contemporary copies of the parish registers sent to the Bishop)

These survive for Yanworth for the years: 1606, 1609, 1611-1612, 1617, 1620, 1622-1623, 1625-1626, 1629, 1638, 1640, 1670, 1676, 1679, 1681-1682, 1684-1687, 1689, 1691, 1693, 1695-1696, 1698-1701, 1703-1705, 1707-1727, 1729-1732, 1733-1752, 1754-1756, 1758-1769, 1771-1803, 1805-1812, 1813-1859

You can see digital images of these documents via the Ancestry website. They have been indexed and can be accessed by name or place.

You can access the Ancestry website for free from Gloucestershire Archives or any Gloucestershire Library with wi-fi, or from home with a subscription to www.ancestry.co.uk

Need some help to find what you're looking for? Try these:

Gloucestershire Family History Society Marriage Index	Covers ALL marriages in Gloucestershire 1800-1837
Parish register transcripts:	Baptisms, marriages and burials, 1689-1812 (RR291.1GS – needs to be ordered)
Monumental inscriptions:	Pre-1889, in Bigland's 'Historical, Monumental and Genealogical Collections relative to the county of Gloucester'

Not in the Parish Registers? Try:

Non Conformist Registers:	There are no non-conformist records for Yanworth. <u>See the Non-conformist Records Guide.</u>
Neighbouring parishes:	Try Stowell, Chedworth, Hampnett, Northleach or Compton Abdale (See Map)

Want to know more?

Take a look at our research mini guides: Parish Registers (research mini guide 4), Bishops Transcripts (research mini guide 11), Marriage Licences (research mini guide 17), Marriage Indexes (research mini guide 28), Civil Certificates (research mini guide 24), Graves (research mini guide 27), Civil Cemeteries (research mini guide 2), Non-conformist Records (research mini guide 3)

Our wide range of research mini guides have been compiled by experts to help you find, use and understand key records. You can find them on site and online.

Yate, St Mary (registers start in 1660)

Yate is a parish in the Diocese of Bristol. It was in the Diocese of Gloucester until 1977.

The original parish registers for Yate are held at Bristol Archives (reference P/StMY)

Baptisms:	1660-1940
Marriages:	1661-1966
Burials	1660-1942



For more information about Bristol Archives please visit www.bristol.gov.uk/archives or phone 0117 922 4224

Resources at Gloucestershire Archives

You can see the following parish registers on microfilm at Gloucestershire Archives (PMF 381)

Baptisms	1660-1812
Marriages	1660-1812
Burials	1660-1812

Resources available at Gloucestershire Archives:

Parish register transcripts:	Marriages 1660-1812 (Roes Marriage Index vol. 1) Marriages 1813-1837 (Roes Marriage Index vol. 3) Marriages 1660-1837 (Parish Transcripts – on the open shelves).
Monumental inscriptions:	Pre-1791, in Bigland's 'Historical, Monumental and Genealogical Collections relative to the county of Gloucester'

Want to know more?

Take a look at our research mini guides: Parish Registers (research mini guide 4), Bishops Transcripts (research mini guide 11), Marriage Licences (research mini guide 17), Marriage Indexes (research mini guide 28), Civil Certificates (research mini guide 24), Graves (research mini guide 27), Civil Cemeteries (research mini guide 2), Non-conformist Records (research mini guide 3)

Our wide range of research mini guides have been compiled by experts to help you find, use and understand key records. You can find them on site and online.

REMEMBER We are here to help. If you have any questions or problems, please don't hesitate to ask.