

Attendance data and updates

- Latest published (Autumn and Spring 2024/25 data)
- Year to Date absence (VYED)
- Penalty Notices
- Part-time Timetables
- Focus on... *FSM and SEN (SEMH)*

Laura Berry

Principal Data Analyst

Education Data, Analysis and Insights Team

Mail: EducationDataHub@Gloucestershire.gov.uk



Accountable



Integrity



Empower



Respect



Excellence



Latest publicly-available data



As derived from school census

School-level absence (with reasons) and Persistent & Severe Absentee numbers

...aggregated to:

- Phase and District-level*
- Phase and LA-level*
- Phase and regional-level*
- Phase and National*

Autumn Term collected January, published [May](#)
Autumn & Spring terms collected May, published [October](#)
Whole academic year collected October, published [March](#)

As derived from View Your Education Data (VYED)

Absence (Auth / Unauth) and Persistent Absentee numbers

...aggregated to:

- Phase and District-level*
- Phase and LA-level*
- Phase and regional-level*
- Phase and National*

Collected **daily** from schools (via WONDE)
[Fortnightly](#) for previous week / **academic year to date**
Termly Reports

Latest publicly-available data

Overall absence and Persistent Absence (PA) rates
(Primary Autumn & Spring Terms only):

	2018/19 Census	2019/20 Census	2020/21 Census	2021/22 Census	2022/23 Census	2023/24 Census	2024/25 Census
Gloucestershire absence %	3.8%		2.9%	6.2%	5.7%	5.4%	5.1%
England absence %	3.9%		3.3%	6.2%	5.9%	5.4%	5.2%
Gloucestershire PA %	7.6%		6.8%	17.2%	15.7%	13.8%	11.9%
England PA %	8.4%		8.1%	18.2%	17.3%	14.7%	13.3%
Gloucestershire SA %	0.3%		0.5%	0.5%	0.6%	0.8%	0.9%
England SA %	0.4%		0.8%	0.6%	0.7%	0.8%	0.9%

Latest publicly-available data

Overall absence and Persistent Absence (PA) rates
(Secondary Autumn and Spring Terms only):

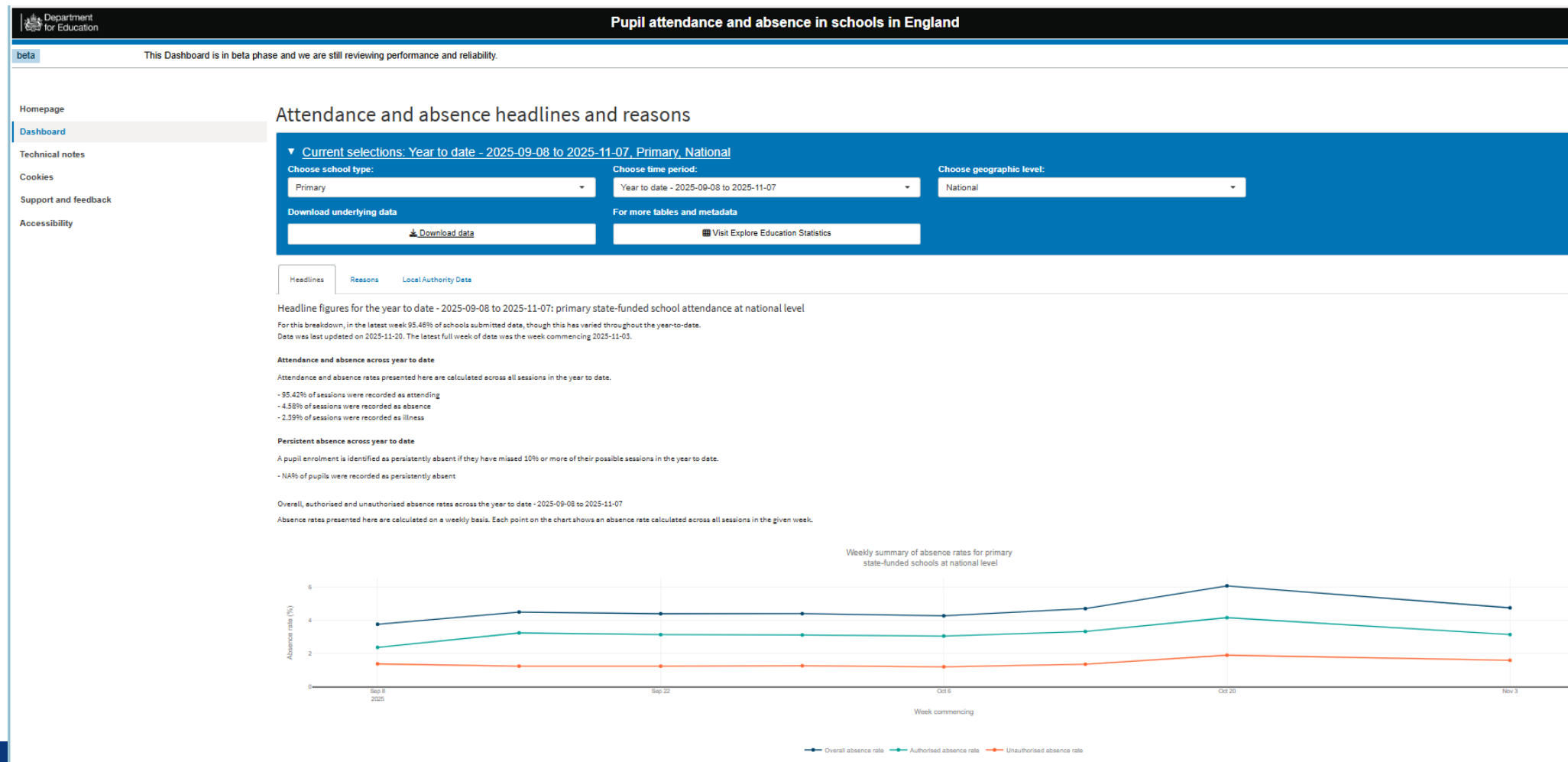
	2018/19 Census	2019/20 Census	2020/21 Census	2021/22 Census	2022/23 Census	2023/24 Census	2024/25 Census
Gloucestershire absence %	5.0%		4.1%	8.5%	8.6%	8.4%	8.0%
England absence %	5.2%		4.6%	8.6%	8.7%	8.5%	8.1%
Gloucestershire PA %	12.3%		10.6%	25.3%	24.7%	23.3%	21.1%
England PA %	12.7%		11.7%	26.7%	25.2%	23.9%	21.9%
Gloucestershire SA %	1.2%		1.2%	2.6%	3.1%	3.4%	3.6%
England SA %	1.2%		1.3%	2.5%	3.1%	3.5%	3.6%

Latest publicly-available data

Overall absence and Persistent Absence (PA) rates
(Special Autumn and Spring Terms only):

	2018/19 Census	2019/20 Census	2020/21 Census	2021/22 Census	2022/23 Census	2023/24 Census	2024/25 Census
Gloucestershire absence %	8.9%		17.6%	12.2%	12.8%	11.8%	11.7%
England absence %	10.0%		17.2%	13.2%	13.2%	13.0%	12.8%
Gloucestershire PA %	25.4%		57.4%	39.3%	37.7%	33.1%	32.1%
England PA %	28.5%		49.4%	40.2%	39.1%	36.8%	35.2%
Gloucestershire SA %	3.1%		5.6%	3.8%	5.2%	5.7%	5.3%
England SA %	4.4%		6.4%	5.6%	6.1%	6.4%	6.7%

Latest publicly-available data



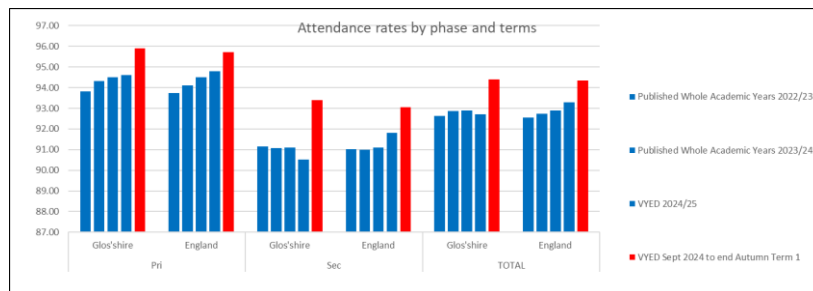
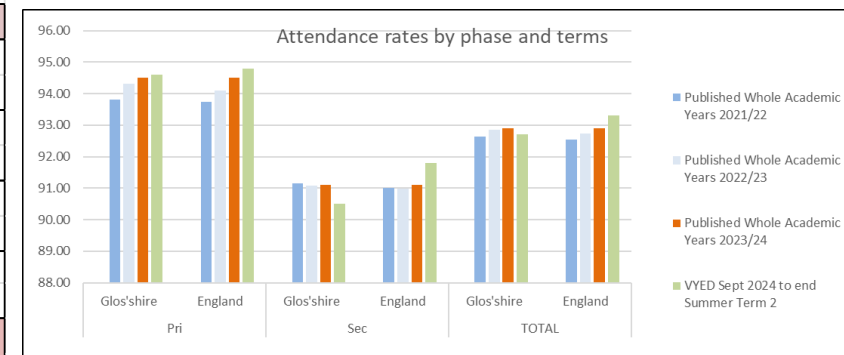
Latest publicly-available data

End of term snapshot of school attendance for Academic Year 2024/25

Sept 2024 to end Summer Term 2

		No. Pupils	Attendance %	PA Number	PA %	SA Number	SA %
Primary	Glos'shire	40,348	94.6%	6,114	16.3%	399	0.8%
	England		94.8%		15.0%		n/a
Secondary	Glos'shire	32,095	90.5%	10,160	29.4%	1,372	3.3%
	England		91.8%		22.8%		n/a
Special	Glos'shire	1,354	87.7%	530	34.8%	95	5.7%
	England		87.1%		36.0%		n/a
APS	Glos'shire	616	38.8%	557	90.4%	378	61.4%
	England		n/a		n/a		n/a
TOTAL	Glos'shire	94,414	92.7%	17,361	21.9%	2,244	2.8%
	England		93.3%		18.8%		n/a

source: View Your Education Data portal, data from schools sharing their data with DfE via WONDE as at 27/08/2025



End of term snapshot of school attendance for Academic Year 2025/26

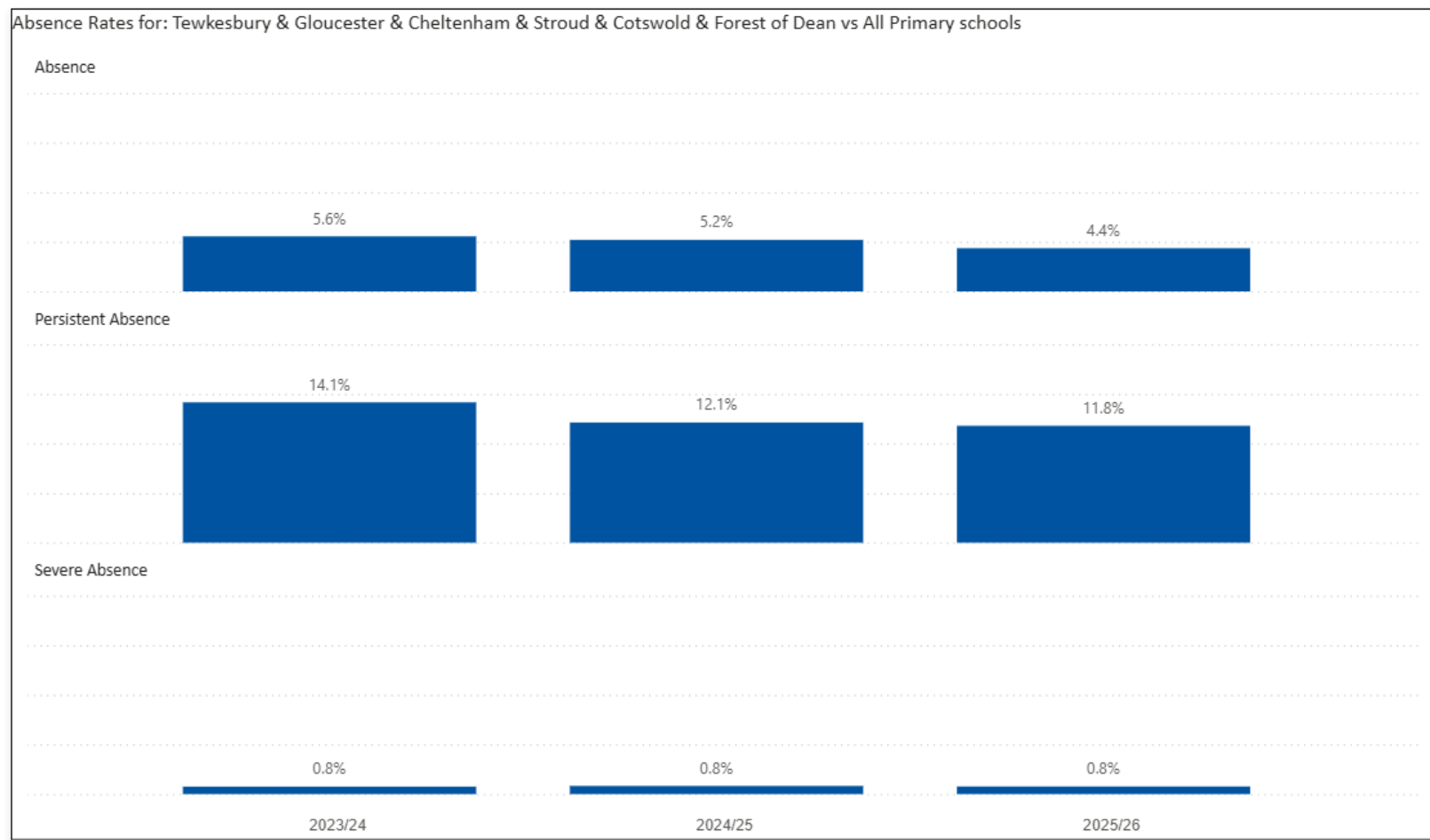
Sept 2024 to end Autumn Term 1

		No. Pupils	Attendance %	PA Number	PA %	SA Number	SA %
Primary	Glos'shire	46,623	95.9%	5,592	12.0%	350	0.8%
	England		95.7%				n/a
Secondary	Glos'shire	43,093	93.4%	7,914	18.4%	942	2.2%
	England		93.1%				n/a
Special	Glos'shire	1,671	88.4%	558	33.4%	101	6.0%
	England		88.2%				n/a
APS	Glos'shire	396	43.3%	328	82.8%	212	53.5%
	England		n/a				n/a
TOTAL	Glos'shire	91,783	94.4%	14,392	15.7%	1,605	1.7%
	England		94.3%				n/a

source: View Your Education Data portal, data from schools sharing their data with DfE via WONDE as at 03 /11/2025

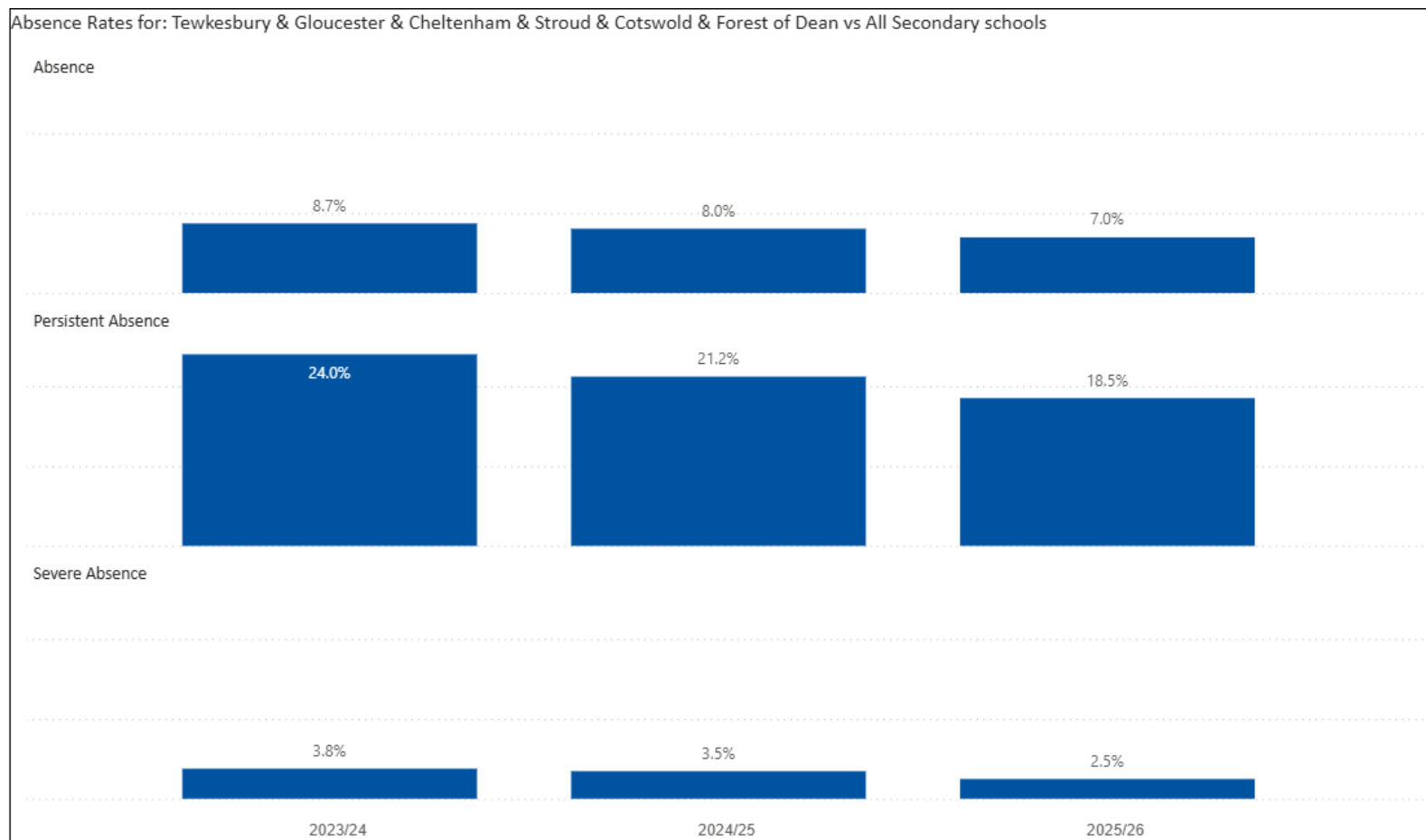
Latest Gloucestershire data

Primary Schools



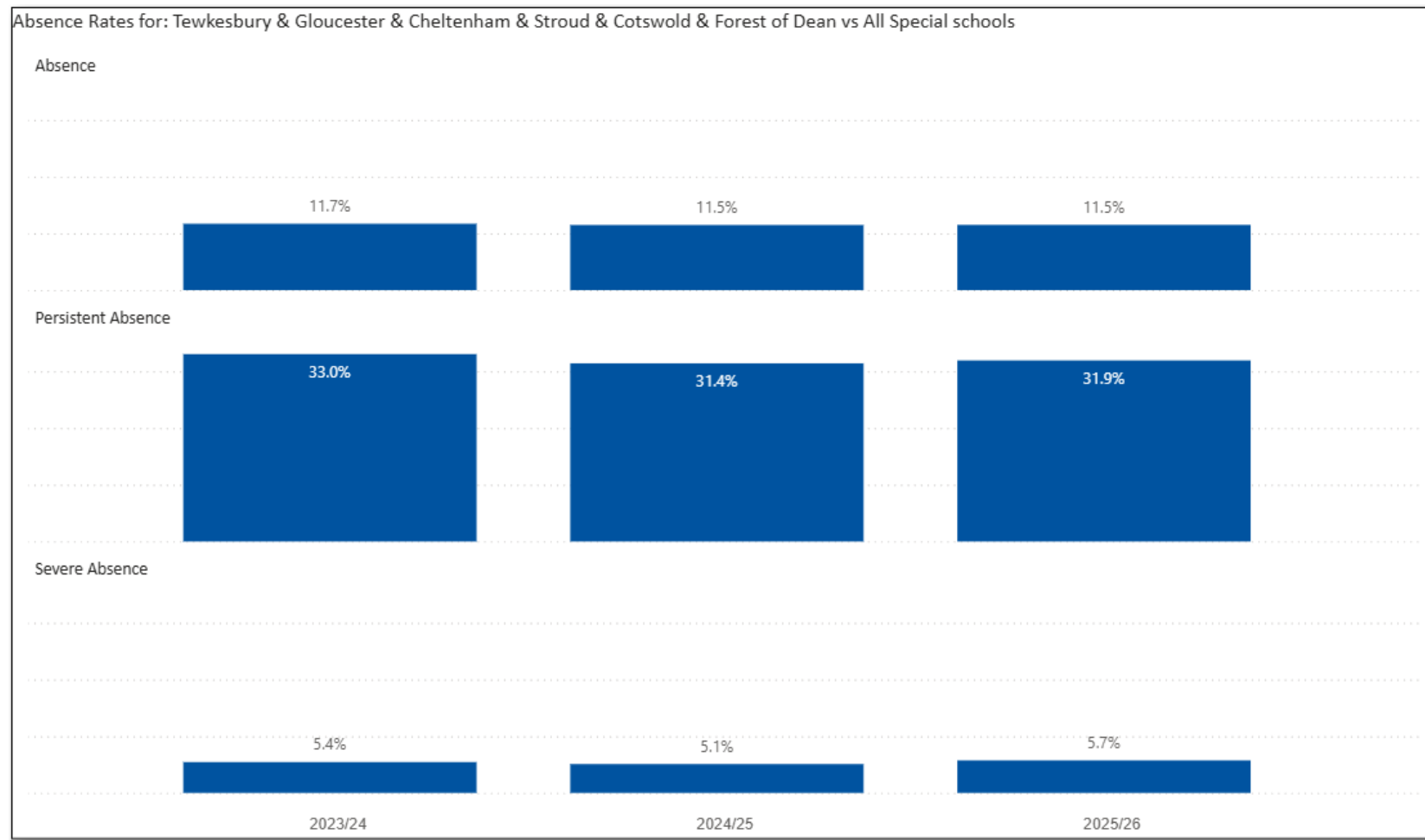
Latest Gloucestershire data

Secondary Schools



Latest Gloucestershire data

Special Schools

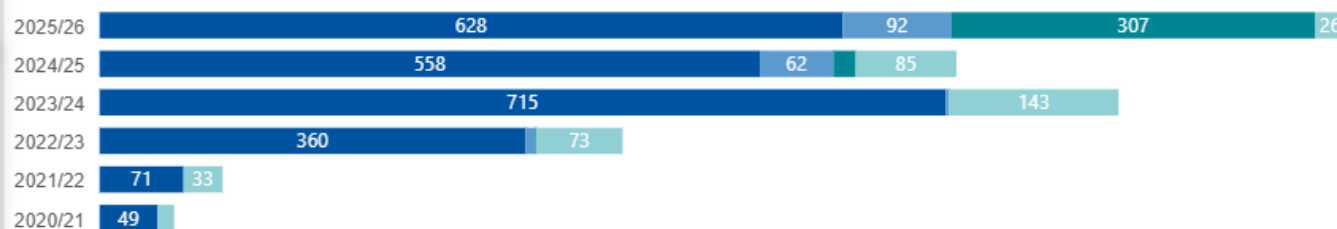


Penalty Notices

Fixed Penalty Notices issued during Autumn Terms:

FPNs issued by Outcome

Outcome ● Paid ● Prosecution ● Unresolved ● Withdrawn



Fixed Penalty Notices issued during 2024/25 academic Year:

2896

No. Issued

1751

No. ind CYP issued

31

Second PNs

post Sept-24 only

2317

No. ind. parents

England: 4.7 PNs issued per 100 pupils in 2018/19
2.1 in Gloucestershire

England: 0.6 PNs issued per 100 pupils in 2020/21
0.2 in Gloucestershire

England: 3.0 PNs issued per 100 pupils in 2021/22
0.9 in Gloucestershire

England: 5.4 PNs issued per 100 pupils in 2022/23
2.3 in Gloucestershire

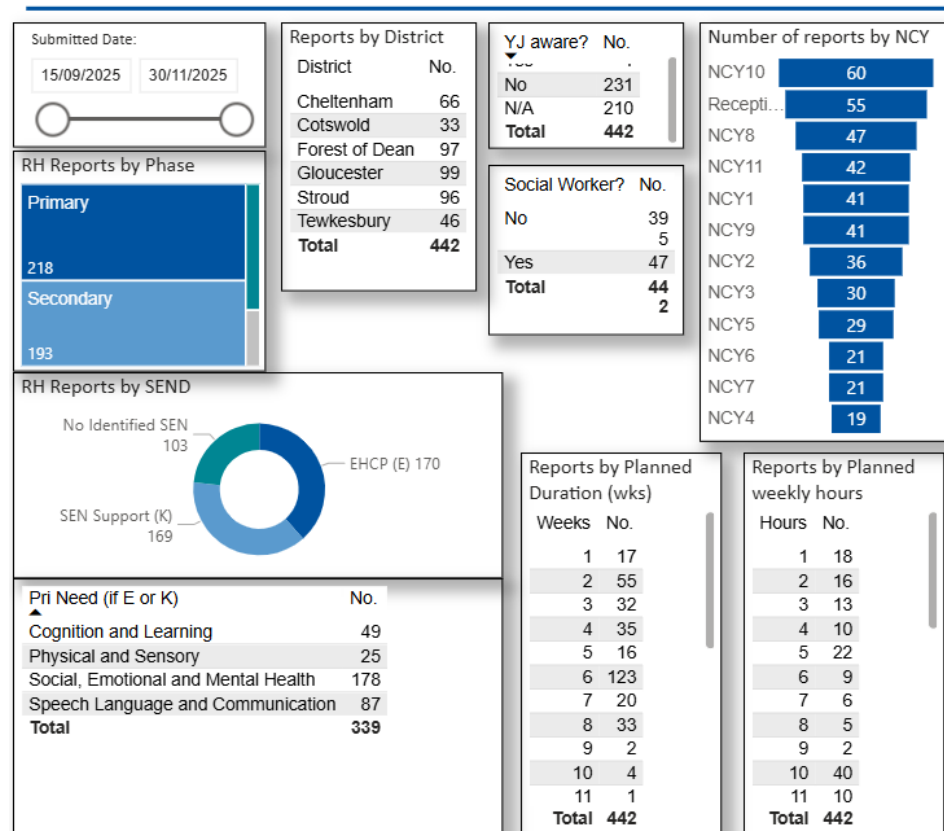
England: 6.6 PNs issued per 100 pupils in 2023/24
3.3 in Gloucestershire



Part-time timetables



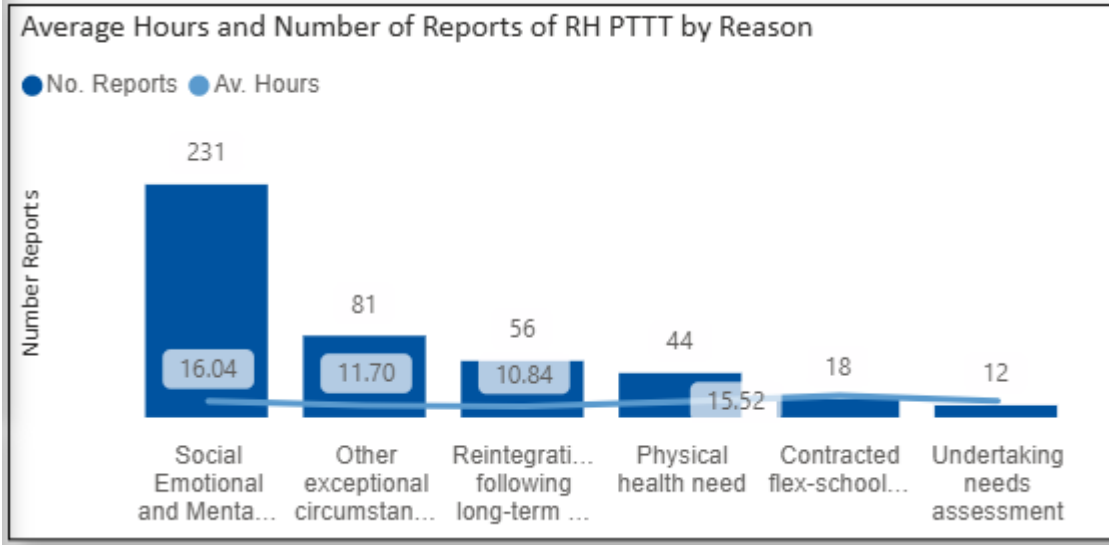
Part-time Timetables Reduced Hours



442
No. RH Reports

372
No. Pupils with RH

189
No. current reports
162
No. current pupils



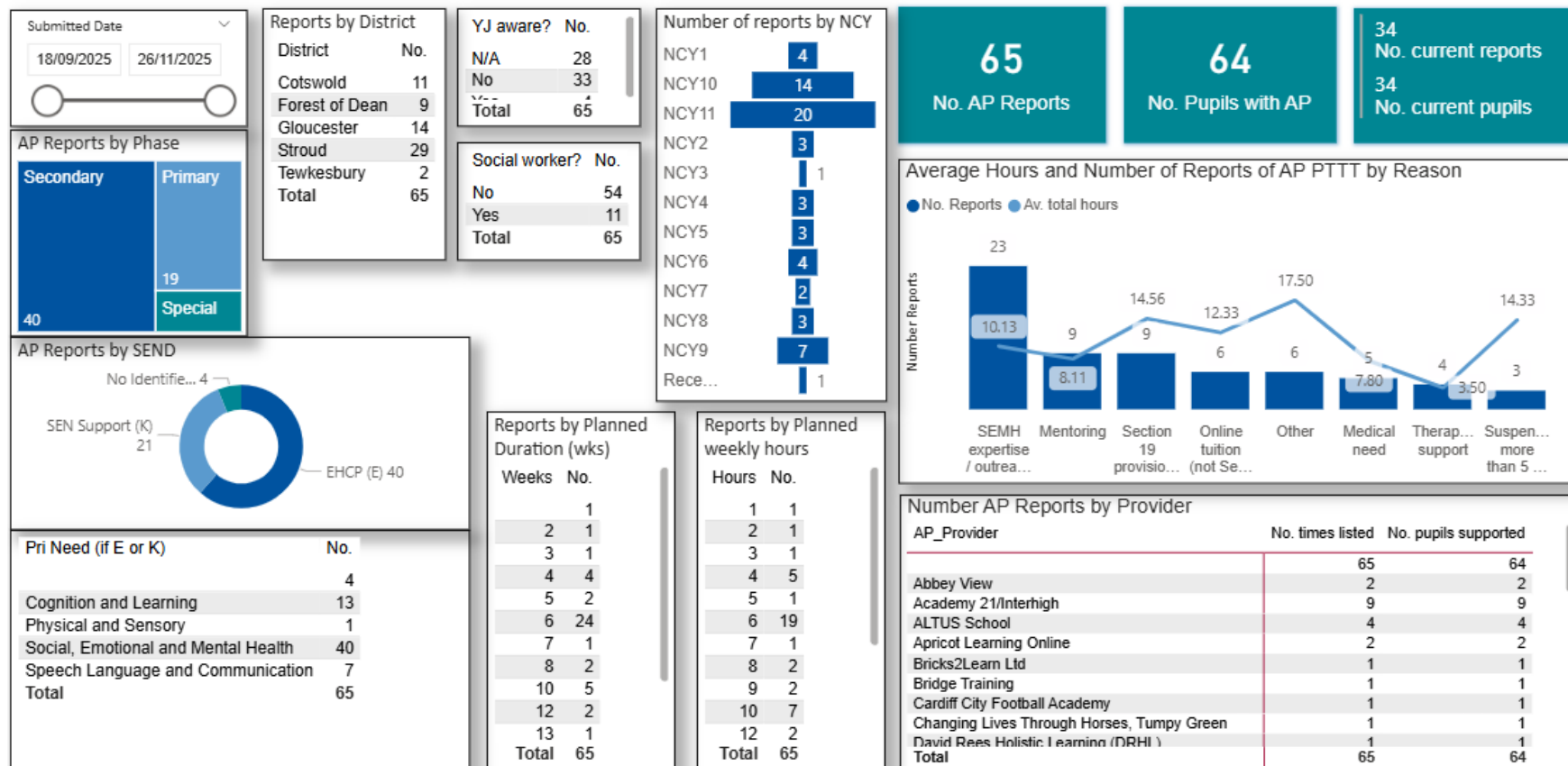
Part-time timetables



Part-time Timetables Alternative Providers

Formatted button - >

Default



Accountable



Integrity



Empower



Respect



Excellence

Part-time timetables

Base Type	No. reports submitted	No. Pupils	No. Sessions
Primary	270	590	13634
Secondary	239	605	9271
Special	25	100	2708
APS	8	320	12337
TOTAL	542	1615	37950

View your education data

Sign out

[Home](#) > [Monitor your school attendance](#) > [Attendance and absence codes](#) > [Export attendance and absence codes](#)

Export attendance and absence codes

Export attendance and absence codes

User Guide

Feedback

Select Attendance Code

C2 - Absent with leave, ...

Attendance Date

8/1/2025

11/28/2025

Gloucestershire

Select an attendance or absence code to see when it has been used in the current academic year.

A list of DfE attendance and absence codes are available in chapter 8 of the [Working together to improve school attendance](#) guidance.

How to export the data

You can export up to 150,000 rows of data at a time as a .csv file. The total number of rows is shown on the right-hand side of the table. Hover your cursor over the top right-hand corner of the table, select the three dots and then the 'export data' option from the drop down.

Use the filters on the right to narrow down your results.

Number of data rows

36,852

UPN	School Name	Session date	Attendance code	Period Attendance Code
	The Altus School	Friday 28 November 2025	C2	Morning attendance code
	The Altus School	Friday 28 November 2025	C2	Morning attendance code

Filters

Search

Filters on this visual

UPN is (All)

Filters on this page

Compulsory school age is (All)

School is (All)

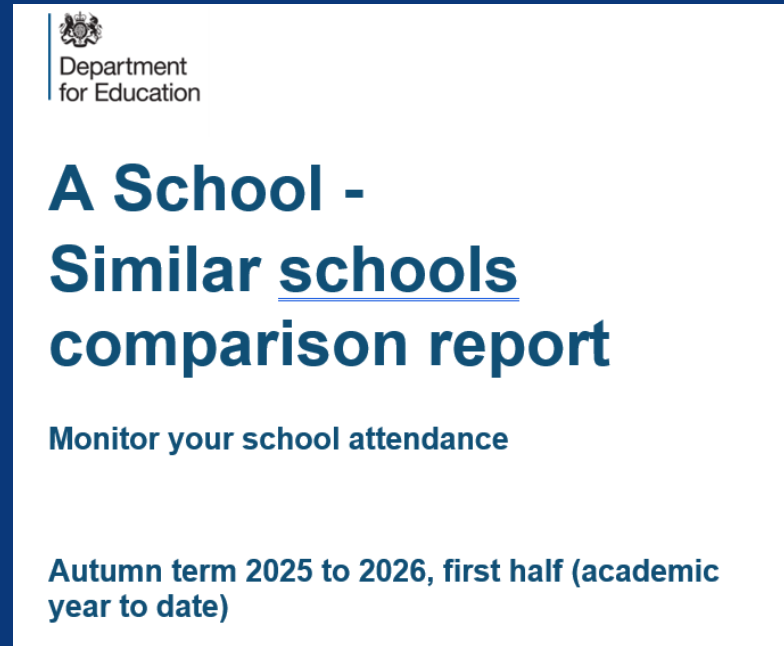
Trust is (All)

Pupil

<u>Number of C2 coded absences</u>	<u>Number of pupils</u>
1/2 day (1 session)	178
1 to 5 days (2 to 10 sessions)	508
5 to 10 days (11 to 20 sessions)	257
10 to 15 days (21 to 30 sessions)	135
15 to 20 days (31 to 40 sessions)	141
20 to 25 days (41 to 50 sessions)	122
25 to 30 days (51 to 60 sessions)	105
30 to 35 days (61 to 70 sessions)	38
35 to 40 days (71 to 80 sessions)	39
40 to 45 days (81 to 90 sessions)	18
45 to 50 days (91 to 100 sessions)	13
50 days or more (101+ sessions)	17

Focus on...

FSM and SEN



“Similarities are based on seven key factors that impact school attendance. These factors include the proportion of pupils eligible for **free school meals (FSM)** and those with **social, emotional and mental health (SEMH)** needs.”

Living our values every day



Accountable



Integrity



Empower



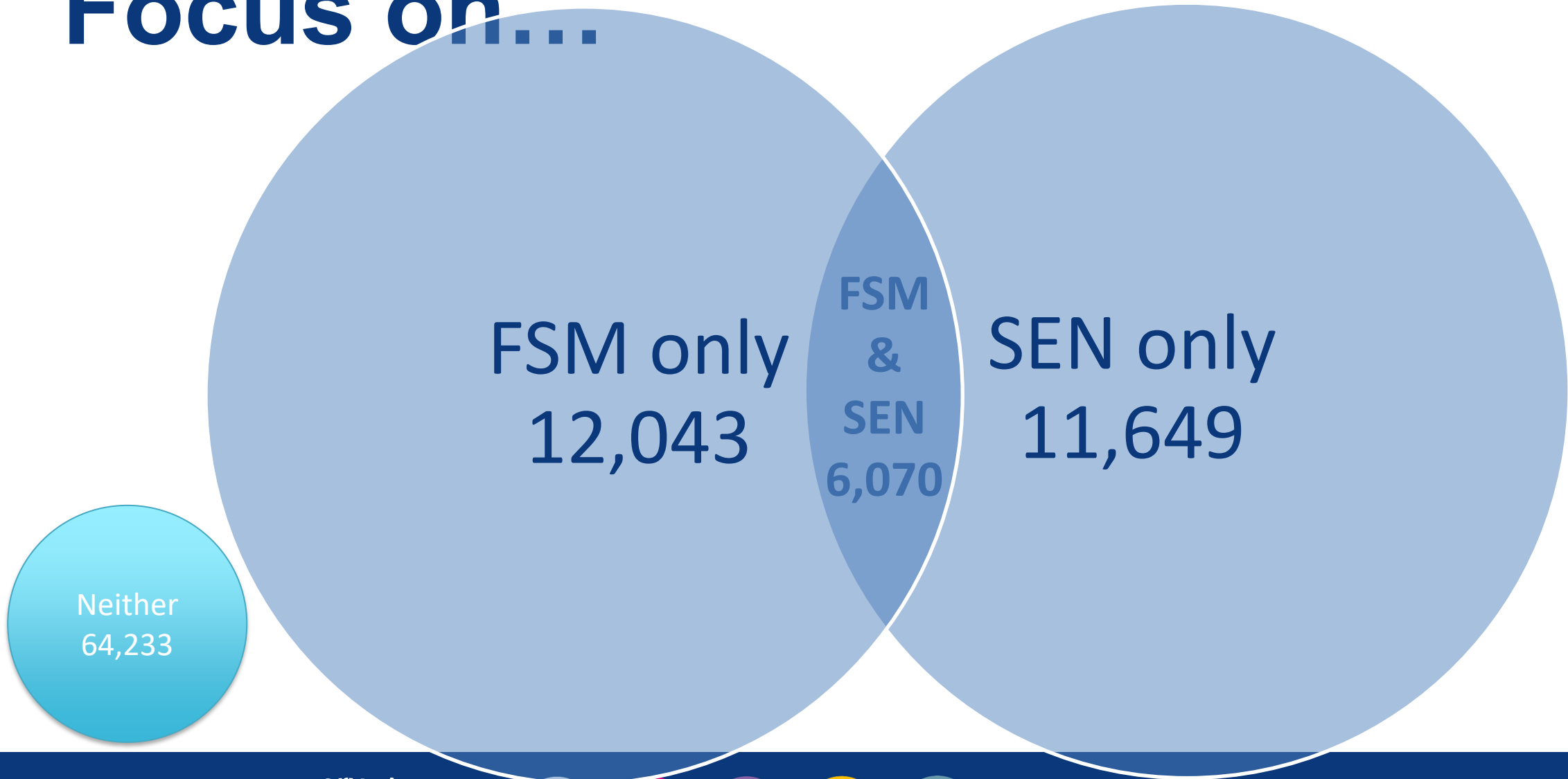
Respect



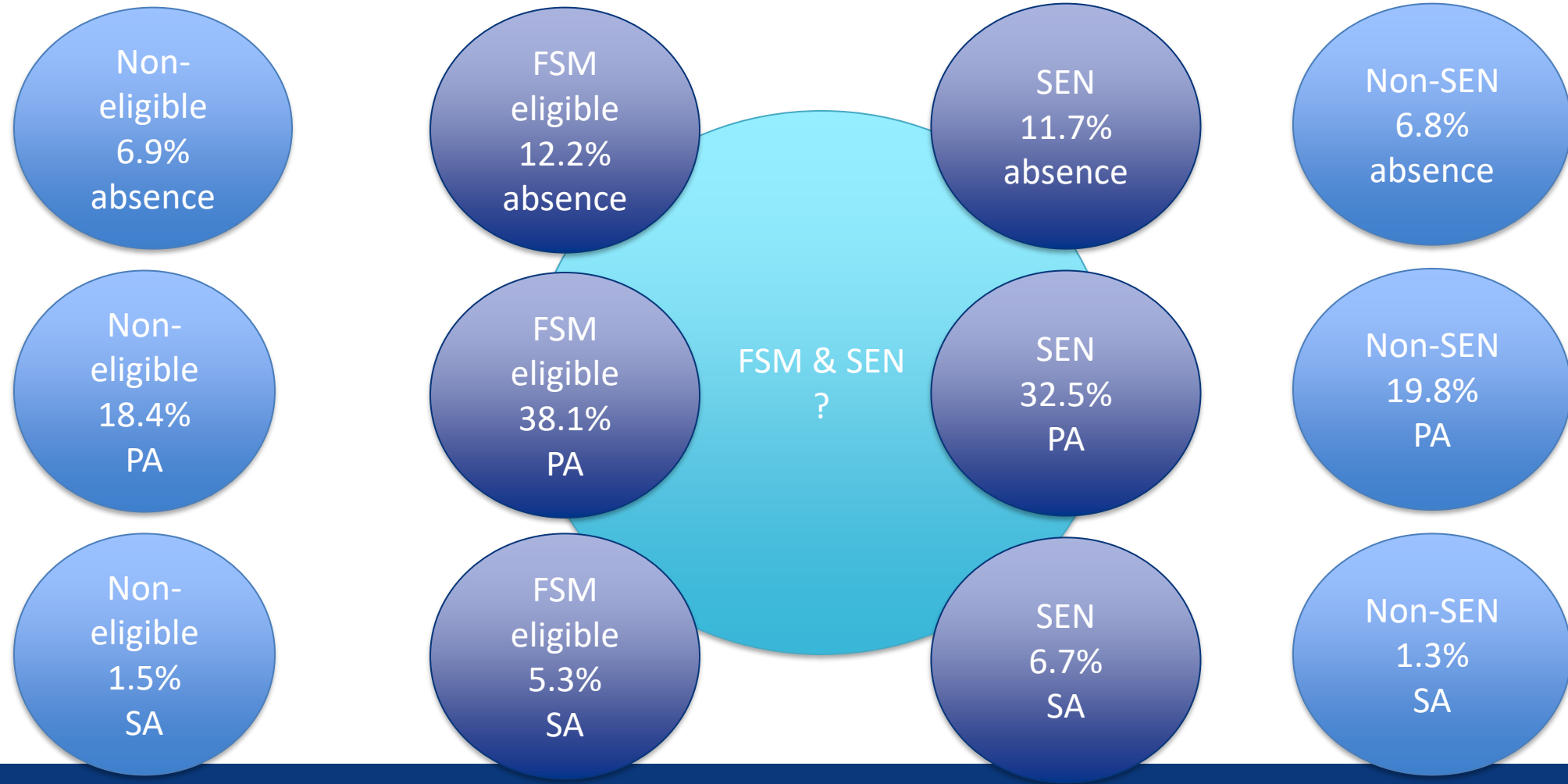
Excellence



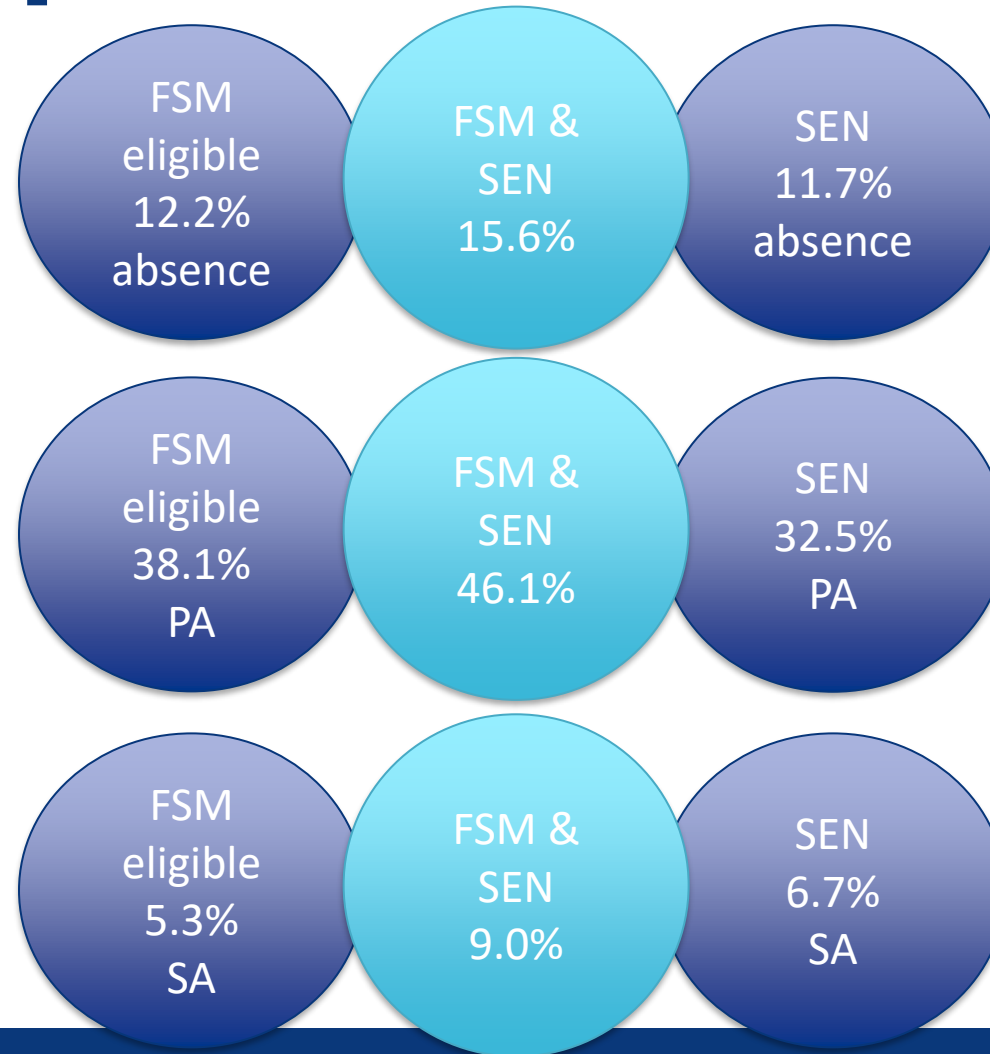
Focus on....



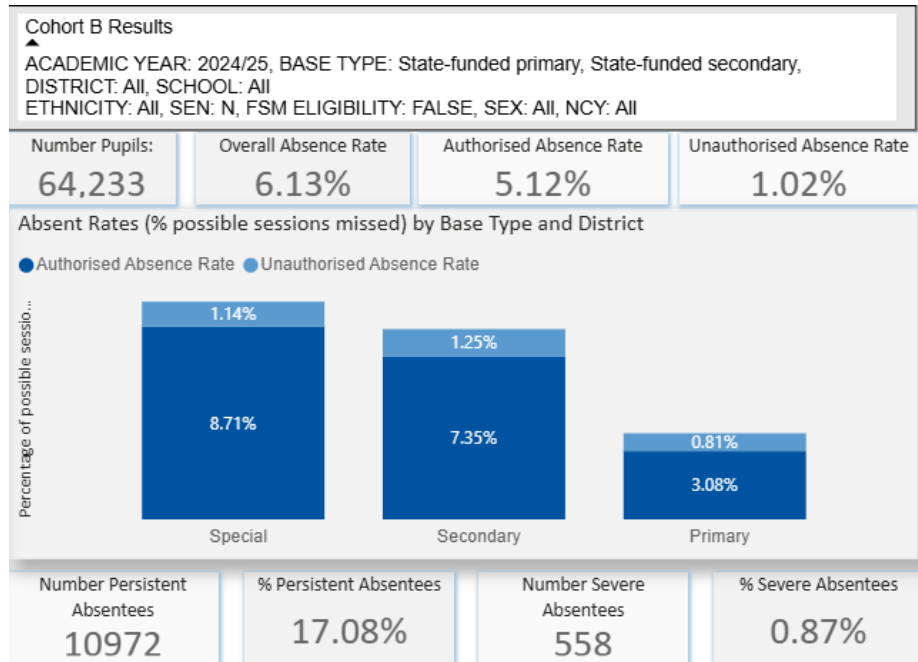
Focus on...



Focus on...



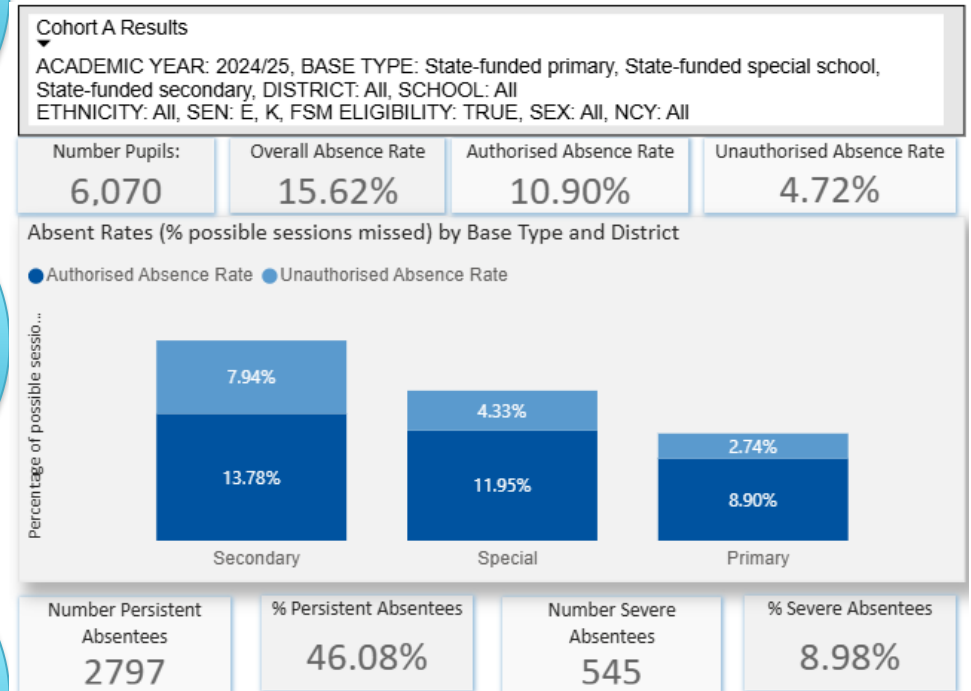
Focus on...



FSM &
SEN
15.6%

FSM &
SEN
46.1%

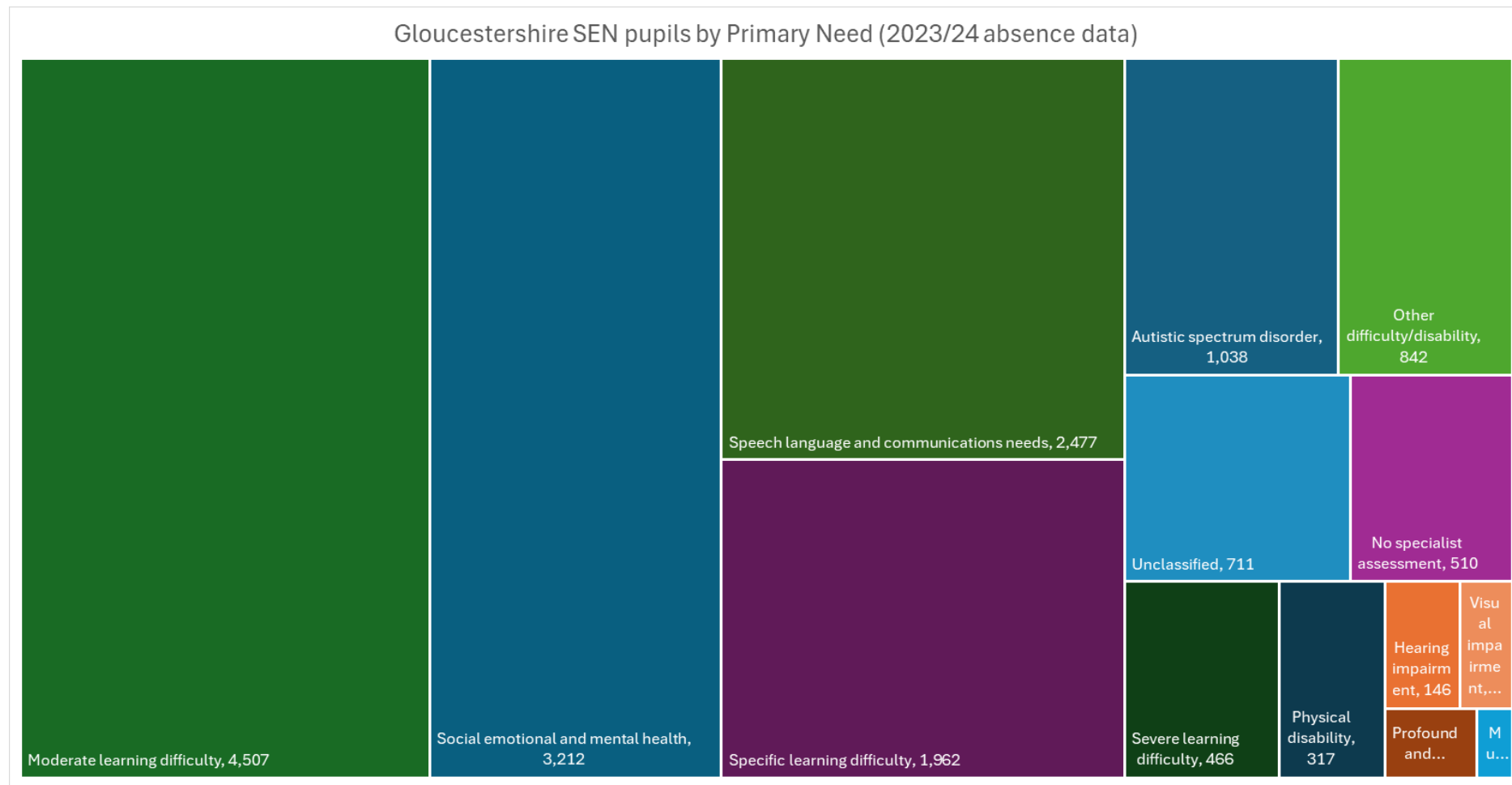
FSM &
SEN
9.0%



Focus on...

2023/24 (whole year) data
from DfE

...the absence
rates of
pupils by
primary need



Focus on...

Whole year data from DfE

Overall absence rate	Gloucestershire		
	2021/22	2022/23	2023/24
SEN (EHCP and Support)	10.33%	10.75%	10.84%
Autistic spectrum disorder	11.12%	11.11%	11.32%
Hearing impairment	7.45%	8.27%	7.51%
Moderate learning difficulty	9.70%	10.12%	9.75%
Multi-sensory impairment	7.55%	11.48%	9.99%
No specialist assessment	8.41%	9.03%	8.04%
Other difficulty/disability	12.23%	11.19%	11.33%
Physical disability	10.79%	12.76%	11.31%
Profound and multiple learning difficulty	18.32%	16.98%	15.43%
Severe learning difficulty	10.92%	10.42%	9.99%
Social emotional and mental health	13.62%	14.89%	15.69%
Specific learning difficulty	8.38%	8.42%	8.32%
Speech language and communications needs	8.57%	9.10%	9.10%
Unclassified	10.62%	9.88%	11.18%
Visual impairment	9.49%	8.54%	8.26%

Overall absence rate	England		
	2021/22	2022/23	2023/24
SEN (EHCP and Support)	10.47%	10.71%	10.82%
Autistic spectrum disorder	10.71%	10.93%	11.23%
Hearing impairment	8.55%	8.34%	8.25%
Moderate learning difficulty	9.97%	10.05%	10.01%
Multi-sensory impairment	10.68%	10.22%	9.95%
No specialist assessment	8.92%	8.94%	8.64%
Other difficulty/disability	10.89%	10.99%	11.26%
Physical disability	12.44%	12.42%	12.50%
Profound and multiple learning difficulty	19.09%	18.46%	18.12%
Severe learning difficulty	11.04%	10.71%	10.43%
Social emotional and mental health	13.93%	14.76%	15.08%
Specific learning difficulty	9.37%	9.18%	9.21%
Speech language and communications needs	8.19%	8.35%	8.16%
Unclassified	10.61%	11.40%	12.14%
Visual impairment	9.49%	9.45%	9.28%

Living our values every day



Accountable



Integrity



Empower



Respect

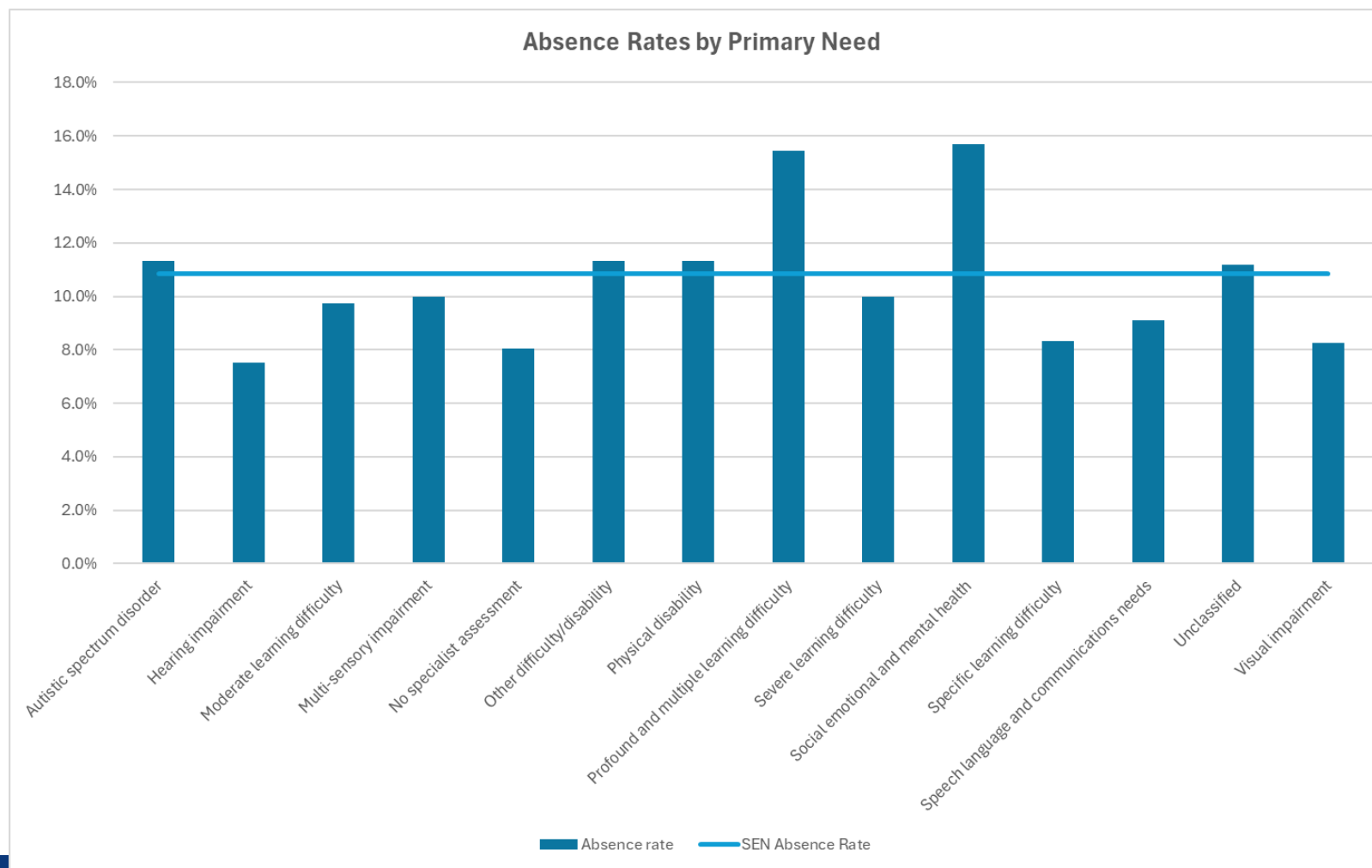


Excellence



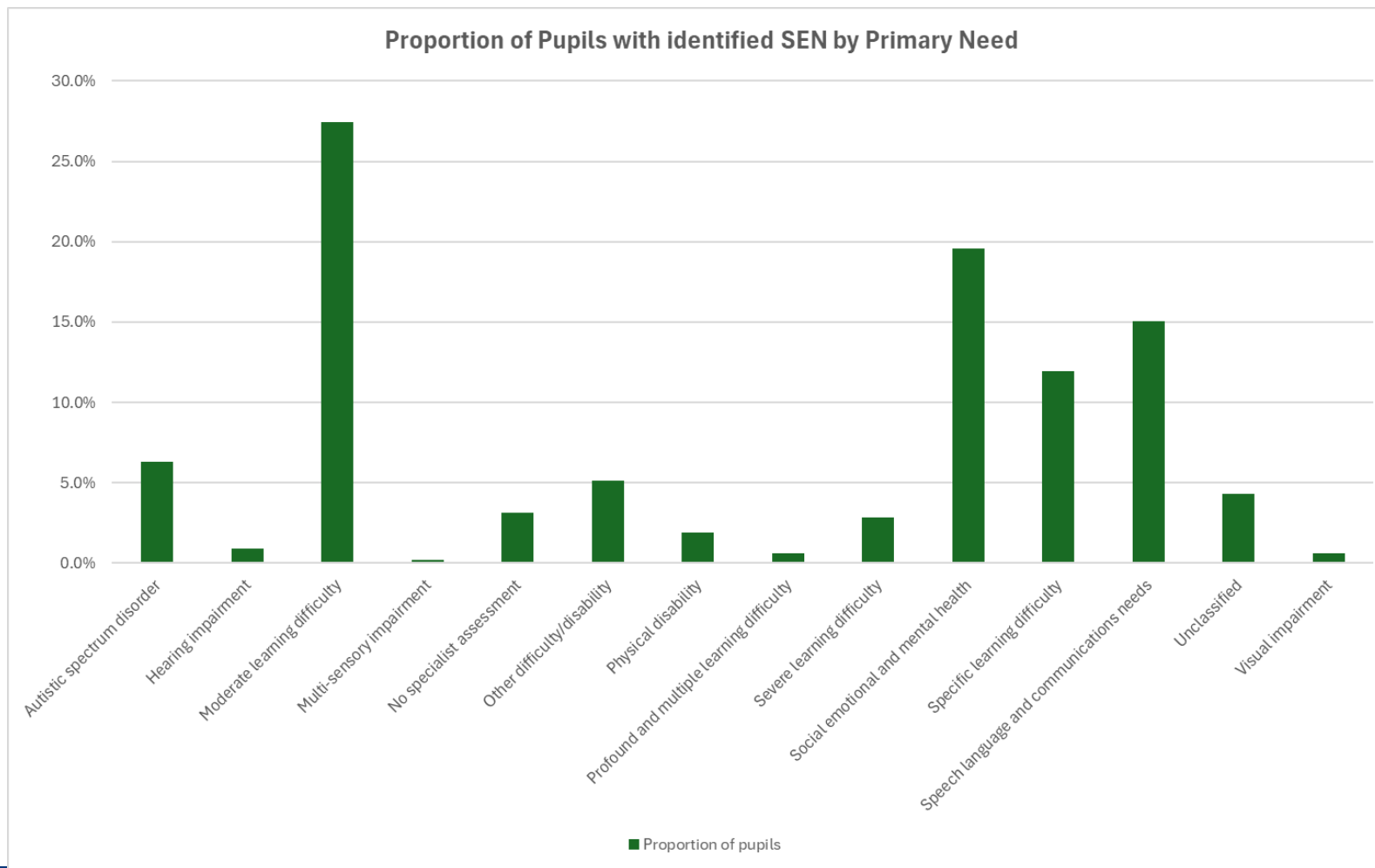
Focus on...

2023/24 (whole year)
Gloucestershire data from
DfE



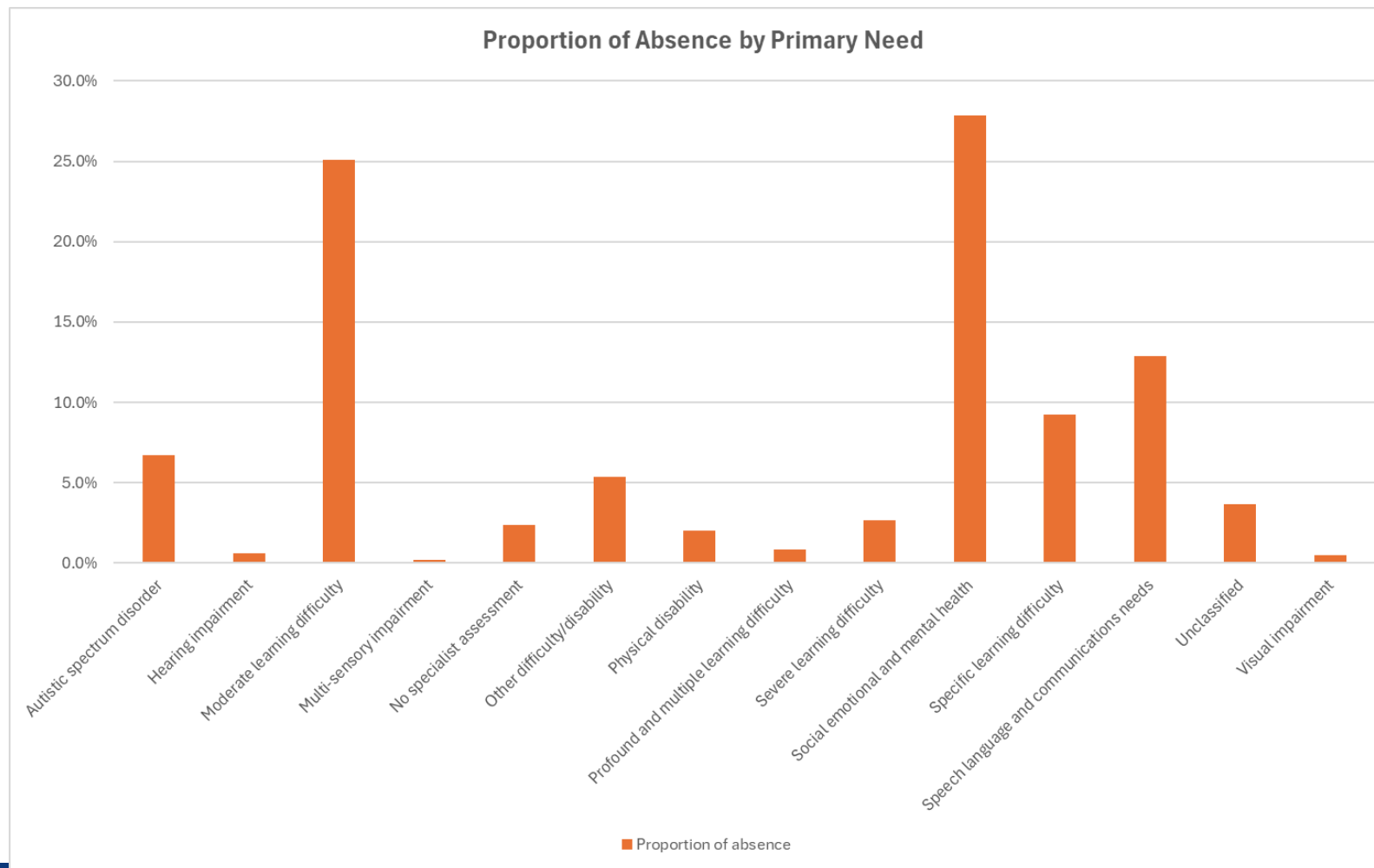
Focus on...

2023/24 (whole year)
Gloucestershire data from
DfE



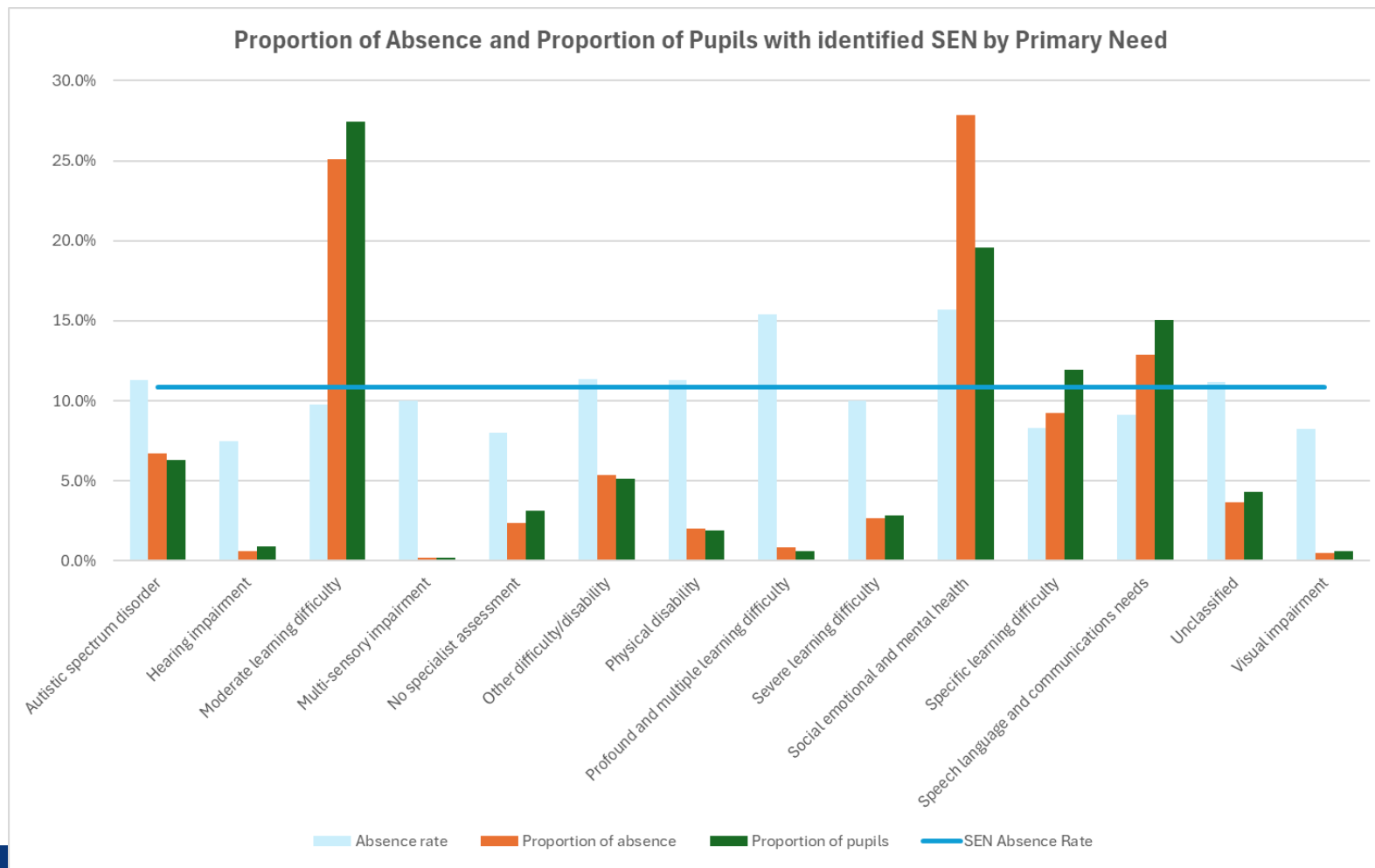
Focus on...

2023/24 (whole year)
Gloucestershire data from
DfE



Focus on...

2023/24 (whole year)
Gloucestershire data from
DfE



Living our values every day



Accountable



Integrity



Empower



Respect



Excellence



Focus on...

2023/24 (whole year) data
from DfE

Percentage of persistent absentees (10% or more missed)	Gloucestershire		
	2021/22	2022/23	2023/24
SEN (EHCP and Support)	32.62%	31.69%	31.36%
Autistic spectrum disorder	32.20%	28.90%	30.60%
Hearing impairment	23.80%	22.50%	22.60%
Moderate learning difficulty	32.30%	32.70%	30.60%
Multi-sensory impairment	16.70%	29.70%	16.20%
No specialist assessment	26.60%	27.00%	21.40%
Other difficulty/disability	37.90%	34.90%	33.30%
Physical disability	37.50%	40.70%	35.00%
Profound and multiple learning difficulty	45.80%	47.70%	45.90%
Severe learning difficulty	37.70%	32.70%	29.20%
Social emotional and mental health	39.80%	40.00%	41.20%
Specific learning difficulty	26.20%	23.60%	23.60%
Speech language and communications needs	26.60%	25.70%	26.20%
Unclassified	37.80%	33.00%	38.70%
Visual impairment	30.70%	26.60%	20.60%

Percentage of persistent absentees (10% or more missed)	England		
	2021/22	2022/23	2023/24
SEN (EHCP and Support)	33.12%	32.24%	31.48%
Autistic spectrum disorder	32.00%	31.00%	30.80%
Hearing impairment	26.80%	25.60%	24.30%
Moderate learning difficulty	33.40%	32.30%	31.10%
Multi-sensory impairment	33.00%	29.60%	28.80%
No specialist assessment	29.70%	28.30%	26.60%
Other difficulty/disability	35.20%	33.80%	33.20%
Physical disability	41.80%	39.90%	39.10%
Profound and multiple learning difficulty	56.40%	54.50%	53.10%
Severe learning difficulty	36.80%	34.50%	32.80%
Social emotional and mental health	41.50%	41.10%	40.90%
Specific learning difficulty	29.60%	27.60%	26.90%
Speech language and communications needs	26.00%	25.70%	23.90%
Unclassified	37.10%	38.70%	40.70%
Visual impairment	30.90%	29.20%	27.90%

Living our values every day




Accountable



Integrity



Empower



Respect

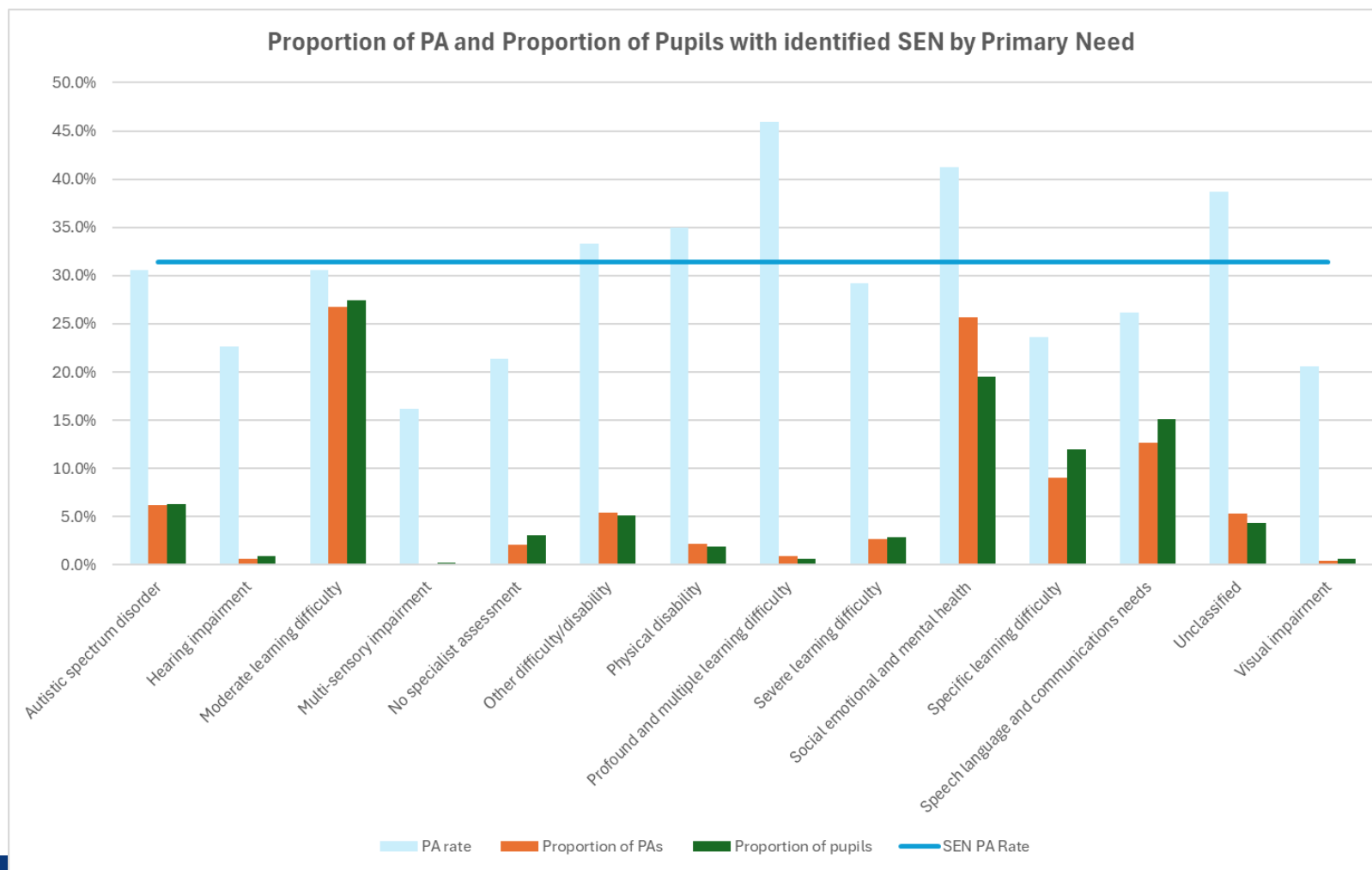


Excellence



Focus on...

2023/24 (whole year)
Gloucestershire data from
DfE



Living our values every day



Accountable



Integrity



Empower



Respect



Excellence



Focus on...

2023/24 (whole year) data
from DfE

Percentage of severely absent pupils (50% or more missed)	Gloucestershire		
	2021/22	2022/23	2023/24
SEN (EHCP and Support)	3.31%	4.39%	5.10%
Autistic spectrum disorder	4.40%	5.30%	5.50%
Hearing impairment	0.60%	3.10%	2.10%
Moderate learning difficulty	1.70%	2.70%	2.70%
Multi-sensory impairment	0.00%	8.10%	5.40%
No specialist assessment	1.60%	2.30%	2.50%
Other difficulty/disability	5.20%	3.80%	4.90%
Physical disability	2.40%	6.00%	3.20%
Profound and multiple learning difficulty	10.30%	5.80%	5.10%
Severe learning difficulty	2.50%	3.20%	2.60%
Social emotional and mental health	7.10%	9.20%	11.10%
Specific learning difficulty	1.60%	2.50%	2.40%
Speech language and communications needs	1.80%	2.50%	3.10%
Unclassified	7.20%	7.60%	12.70%
Visual impairment	2.60%	3.20%	2.00%

Percentage of severely absent pupils (50% or more missed)	England		
	2021/22	2022/23	2023/24
SEN (EHCP and Support)	3.49%	4.35%	5.01%
Autistic spectrum disorder	3.90%	4.70%	5.50%
Hearing impairment	1.30%	1.70%	2.10%
Moderate learning difficulty	2.20%	2.80%	3.20%
Multi-sensory impairment	3.60%	3.50%	3.60%
No specialist assessment	1.60%	2.10%	2.20%
Other difficulty/disability	3.40%	3.90%	4.70%
Physical disability	3.50%	4.10%	4.60%
Profound and multiple learning difficulty	9.40%	8.60%	9.00%
Severe learning difficulty	2.70%	2.70%	2.90%
Social emotional and mental health	7.20%	8.90%	9.60%
Specific learning difficulty	2.20%	2.60%	3.00%
Speech language and communications needs	1.30%	1.80%	2.10%
Unclassified	8.60%	10.80%	14.00%
Visual impairment	2.00%	2.70%	2.70%

Living our values every day




Accountable



Integrity



Empower



Respect

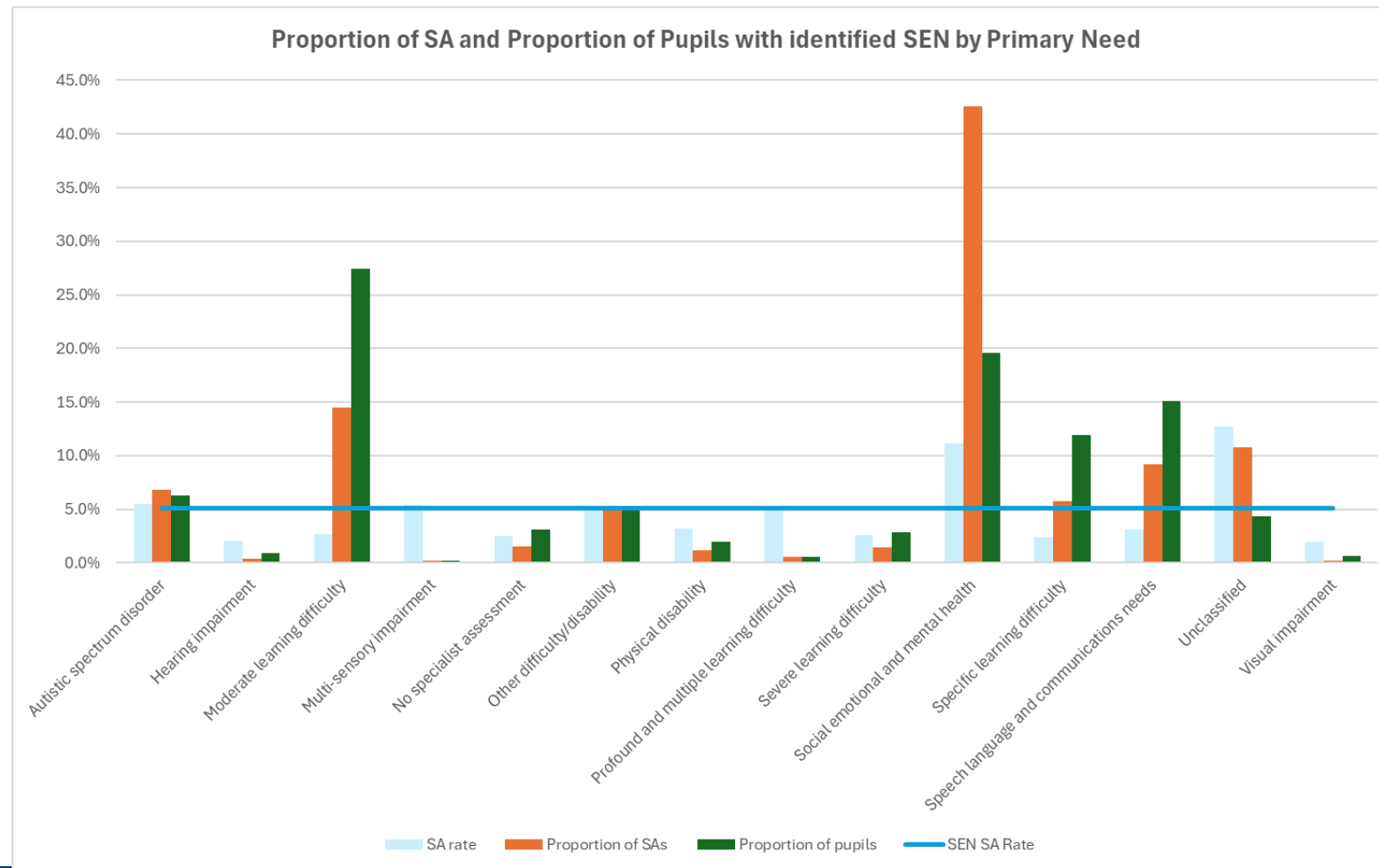


Excellence



Focus on...

2023/24 (whole year)
Gloucestershire data from
DfE



Living our values every day



Accountable



Integrity



Empower



Respect



Excellence



Attendance data and updates

- Contact Inclusion Officers for advice and support on managing absence and promoting attendance
- Upgrade to the latest version of WONDE to keep accurate data flowing between schools, DfE and GCC
- Send in your Part-time timetables! Run routines to identify any with incorrect codes
- Contact your linked Inclusion Officer or Education Data, Analysis and Insights Team if you have any data-related questions or training requests

Laura.Berry@gloucestershire.gov.uk

EducationDataHub@gloucestershire.gov.uk



Thank you!